

Numerical Methods

Real-Time and Embedded Systems Programming

.....

 **M&T Books**
A Division of M&T Publishing, Inc.
411 BOREL AVE.
SAN MATEO, CA 94402

© 1992 by M&T Publishing, Inc.

Printed in the United States of America

All rights reserved. No part of this book or disk may be reproduced or transmitted in any form or by any means, electronic or mechanical, including photocopying, recording, or by any information storage and retrieval system, without prior written permission from the Publisher. Contact the Publisher for information on foreign rights.

Limits of Liability and Disclaimer of Warranty

The Author and Publisher of this book have used their best efforts in preparing the book and the programs contained in it and on the diskette. These efforts include the development, research, and testing of the theories and programs to determine their effectiveness.

The Author and Publisher make no warranty of any kind, expressed or implied, with regard to these programs or the documentation contained in this book. The Author and Publisher shall not be liable in any event for incidental or consequential damages in connection with, or arising out of, the furnishing, performance, or use of these programs.

Library of Congress Cataloging-in-Publication Data

Morgan, Don 1948-

Numerical Methods/Real-Time and Embedded Systems Programming

by Don Morgan

p. cm.

Includes Index.

ISBN 1-55851-232-2 Book and Disk set

1. Electronic digital computers—Programming.

3. Embedded computer systems—Programming.

QA76.6.M669 1992

513.2 '0285—dc20

2. Real-time data processing.

I. Title

91-47911

CIP

Project Editor: Sherri Morningstar

Cover Design: Lauren Smith Design

95 94 93 92 4 3 2 1

Trademarks: The 80386, 80486 are registered trademarks and the 8051, 8048, 8086, 8088, 80C196 and 80286 are products of Intel Corporation, Santa Clara, CA. The Z80 is a registered trademark of Zilog Inc., Campbell, CA. The TMS34010 is a product of Texas Instruments, Dallas, TX. Microsoft C is a product of Microsoft Corp. Redmond, WA.

Acknowledgment

*Thank you Anita, Donald and Rachel
for your love and forbearance.*

Contents

WHY THIS BOOK IS FOR YOU	1
INTRODUCTION	3
CHAPTER 1: NUMBERS	7
Systems of Representation	8
Bases	9
The Radix Point, Fixed and Floating	12
Types of Arithmetic	15
Fixed Point	15
Floating Point	17
Positive and Negative Numbers	18
Fundamental Arithmetic Principles	21
Microprocessors	21
Buswidth	22
Data type	24
Flags	24
Rounding and the Sticky Bit	25
Branching	26

NUMERICAL METHODS

Instructions	26
Addition	26
Subtraction	27
Multiplication	27
Division	28
Negation and Signs	28
Shifts, Rotates and Normalization	29
Decimal and ASCII Instructions	30

CHAPTER 2: INTEGERS **33**

Addition and Subtraction	33
Unsigned Addition and Subtraction	33
Multiprecision Arithmetic	35
add64: Algorithm	36
add64: Listing	36
sub64: Algorithm	37
sub64: Listing	37
Signed Addition and Subtraction	38
Decimal Addition and Subtraction	40
Multiplication and Division	42
Signed vs. Unsigned	43
signed-operation: Algorithm	44
signed-operation: Listing	45
Binary Multiplication	46
cmul: Algorithm	49
cmul: Listing	49

CONTENTS

A Faster Shift and Add	50
cmul2: Algorithm	51
cmul2: Listing	52
Skipping Ones and Zeros	53
booth: Algorithm	55
booth: Listing	55
bit-pair: Algorithm	57
bit-pair: Listing	58
Hardware Multiplication: Single and Multiprecision	61
mul32: Algorithm	62
mul32: Listing	63
Binary Division	64
Error Checking	64
Software Division	65
cdiv: Algorithm	67
cdiv: Listing	68
Hardware Division	69
div32: Algorithm	74
div32: Listing	75
div64: Algorithm	79
div64: Listing	80
CHAPTER 3; REAL NUMBERS	85
Fixed Point	86
Significant Bits	87
The Radix Point	89
Rounding	89
Basic Fixed-Point Operations	92

NUMERICAL METHODS

A Routine for Drawing Circles.....	95
circle: Algorithm	98
circle: Listing	98
Bresenham's Line-Drawing Algorithm	100
line: Algorithm	101
line: Listing	102
Division by Inversion	105
divnewt: Algorithm.....	108
divnewt: Listing.....	109
Division by Multiplication.....	114
divmul: Algorithm.....	116
divmul: Listing.....	117

CHAPTER 4: FLOATING-POINT ARITHMETIC..... 123

What To Expect.....	124
A Small Floating-Point Package.....	127
The Elements of a Floating-Point Number.....	128
Extended Precision.....	131
The External Routines.....	132
fp_add: Algorithm	132
fp_add: Listing.....	133
The Core Routines.....	134
Fitting These Routines to an Application.....	136
Addition and Subtraction: FLADD.....	136
FLADD: The Prologue. Algorithm.....	138
FLADD: The Prologue. Listing.....	138
The FLADD Routine Which Operand is Largest? Algorithm.....	140
The FLADD Routine: Which Operand is Largest? Listing.....	141

CONTENTS

The FLADD Routine: Aligning the Radix Points. Algorithm.....	142
The FLADD Routine: Aligning the Radix Point. Listing.....	143
FLADD: The Epilogue. Algorithm.....	144
FLADD: The Epilogue. Listing.....	145
Multiplication and Division: FLMUL.....	147
fmlul: Algorithm.....	147
fmlul: Listing	148
mu164a: Algorithm.....	151
mu164a: Listing	152
FLDIV.....	154
fldiv: Algorithm.....	154
fldiv: Listing.....	155
Rounding	159
Round: Algorithm.....	159
Round: Listing	160
CHAPTER 5: INPUT, OUTPUT, AND CONVERSION.....	163
Decimal Arithmetic	164
Radix Conversions.....	165
Integer Conversion by Division.....	165
bn_dnt: Algorithm.....	166
bn_dnt: Listing.....	167
Integer Conversion by Multiplication.....	169
dnt_bn: Algorithm.....	170
dnt_bn: Listing.....	170
Fraction Conversion by Multiplication.....	172
bfc_dc: Algorithm.....	173
bfc_dc: Listing.....	173

NUMERICAL METHODS

Fraction Conversion by Division.....	175
Dfc_bn: Algorithm.....	176
Dfc_bn: Listing.....	177
Table-Driven Conversions.....	179
Hex to ASCII.....	179
hexasc: Algorithm.....	180
hexasc: Listing	180
Decimal to Binary.....	182
tb_dcbn: Algorithm.....	182
tb_dcbn: Listing.....	184
Binary to Decimal.....	187
tb_bndc: Algorithm.....	188
tb_bndc: Listing.....	189
Floating-Point Conversions.....	192
ASCII to Single-Precision Float.....	192
atf: Algorithm	193
atf: Listing.....	195
Single-Precision Float to ASCII.....	200
fta: Algorithm.....	200
Fta: Listing.....	202
Fixed Point to Single-Precision Floating Point.....	206
ftf: Algorithm.....	207
ftf: Listing	208
Single-Precision Floating Point to Fixed Point.....	211
ftfx Algorithm.....	212
ftfx: Listing	212

CONTENTS

CHAPTER 6: THE ELEMENTARY FUNCTIONS.....	217
Fixed Point Algorithms.....	217
Lookup Tables and Linear Interpolation.....	217
lg 10: Algorithm.....	219
lg 10: Listing.....	220
Dcsin: Algorithm.....	224
Dcsin: Listing.....	227
Computing With Tables.....	233
PwrB: Algorithm.....	234
PwrB: Listing.....	235
CORDIC Algorithms.....	237
Circular: Algorithm.....	242
Circular: Listing.....	242
Polynomial Evaluations.....	247
taylorsin: Algorithm.....	249
taylorsin: Listing.....	250
Polyeval: Algorithm.....	251
Polyeval: Listing.....	251
Calculating Fixed-Point Square Roots.....	253
fx_sqr: Algorithm.....	254
fx_sqr: Listing.....	254
school_sqr: Algorithm.....	256
school_sqr: Listing.....	257
Floating-Point Approximations.....	259
Floating-Point Utilities.....	259
frxp: Algorithm.....	259
frxp: Listing.....	260
ldxp: Algorithm.....	261
ldxp: Listing.....	261

NUMERICAL METHODS

flr: Algorithm.....	263
flr: Listing.....	263
fceil: Algorithm.....	265
fceil: Listing.....	266
intmd: Algorithm.....	268
intmd: Listing.....	268
Square Roots.....	269
Flsqr: Algorithm.....	270
Flsqr: Listing.....	271
Sines and Cosines.....	273
flsin: Algorithm.....	274
Flsin: Listing.....	275

APPENDIXES:

A: A PSEUDO-RANDOM NUMBER GENERATOR	2 8 1
B: TABLES AND EQUATES	2 9 5
C: FXMATH.ASM	2 9 7
D: FPMATH.ASM	3 3 7
E: IO.ASM	3 7 3

CONTENTS

F: TRANS.ASM AND TABLE.ASM	407
G: MATH.C.....	475
GLOSSARY	485
INDEX	493

Additional Disk

Just in case you need an additional disk, simply call the toll-free number listed below. The disk contains all the routines in the book along with a simple C shell that can be used to exercise them. This allows you to walk through the routines to see how they work and test any changes you might make to them. Once you understand how the routine works, you can port it to another processor. Only \$10.00 postage-paid.

To order with your credit card, call Toll-Free 1-800-533-4372 (in CA 1-800-356-2002). Mention code 7137. Or mail your payment to M&T Books, 411 Borel Ave., Suite 100, San Mateo, CA 94402-3522. California residents please add applicable sales tax.

Why This Book Is For You

The ability to write efficient, high-speed arithmetic routines ultimately depends upon your knowledge of the elements of arithmetic as they exist on a computer. That conclusion and this book are the result of a long and frustrating search for information on writing arithmetic routines for real-time embedded systems.

With instruction cycle times coming down and clock rates going up, it would seem that speed is not a problem in writing fast routines. In addition, math coprocessors are becoming more popular and less expensive than ever before and are readily available. These factors make arithmetic easier and faster to use and implement. However, for many of you the systems that you are working on do not include the latest chips or the faster processors. Some of the most widely used microcontrollers used today are not Digital Signal Processors (DSP), but simple eight-bit controllers such as the Intel 8051 or 8048 microprocessors.

Whether you are using one on the newer, faster machines or using a simple eight-bit one, your familiarity with its foundation will influence the architecture of the application and every program you write. Fast, efficient code requires an understanding of the underlying nature of the machine you are writing for. Your knowledge and understanding will help you in areas other than simply implementing the operations of arithmetic and mathematics. For example, you may want the ability to use decimal arithmetic directly to control peripherals such as displays and thumbwheel switches. You may want to use fractional binary arithmetic for more efficient handling of D/A converters or you may wish to create buffers and arrays that wrap by themselves because they use the word size of your machine as a modulus.

The intention in writing this book is to present a broad approach to microprocessor arithmetic ranging from data on the positional number system to algorithms for

NUMERICAL METHODS

developing many elementary functions with examples in 8086 assembler and pseudocode. The chapters cover positional number theory, the basic arithmetic operations to numerical I/O, and advanced topics are examined in fixed and floating point arithmetic. In each subject area, you will find many approaches to the same problem; some are more appropriate for nonarithmetic, general purpose machines such as the 8051 and 8048, and others for the more powerful processors like the Tandy TMS34010 and the Intel 80386. Along the way, a package of fixed-point and floating-point routines are developed and explained. Besides these basic numerical algorithms, there are routines for converting into and out of any of the formats used, as well as base conversions and table driven translations. By the end of the book, readers will have code they can control and modify for their applications.

This book concentrates on the methods involved in the computational process, not necessarily optimization or even speed, these come through an understanding of numerical methods and the target processor and application. The goal is to move the reader closer to an understanding of the microcomputer by presenting enough explanation, pseudocode, and examples to make the concepts understandable. It is an aid that will allow engineers, with their familiarity and understanding of the target, to write the fastest, most efficient code they can for the application.

Introduction

If you work with microprocessors or microcontrollers, you work with numbers. Whether it is a simple embedded machine-tool controller that does little more than drive displays, or interpret thumbwheel settings, or is a DSP functioning in a real-time system, you must deal with some form of numerics. Even an application that lacks special requirements for code size or speed might need to perform an occasional fractional multiply or divide for a D/A converter or another peripheral accepting binary parameters. And though the real bit twiddling may hide under the hood of a higher-level language, the individual responsible for that code must know how that operation differs from other forms of arithmetic to perform it correctly.

Embedded systems work involves all kinds of microprocessors and microcontrollers, and much of the programming is done in assembler because of the speed benefits or the resulting smaller code size. Unfortunately, few references are written to specifically address assembly language programming. One of the major reasons for this might be that assembly-language routines are not easily ported from one processor to another. As a result, most of the material devoted to assembler programming is written by the companies that make the processors. The code and algorithms in these cases are then tailored to the particular advantages (or to overcoming the particular disadvantages) of the product. The documentation that does exist contains very little about writing floating-point routines or elementary functions.

This book has two purposes. The first and primary aim is to present a spectrum of topics involving numerics and provide the information necessary to understand the fundamentals as well as write the routines themselves. Along with this information are examples of their implementation in 8086 assembler and pseudocode that show each algorithm in component steps, so you can port the operation to another target. A secondary, but by no means minor, goal is to introduce you

NUMERICAL METHODS

to the benefits of binary arithmetic on a binary machine. The decimal numbering system is so pervasive that it is often difficult to think of numbers in any other format, but doing arithmetic in decimal on a binary machine can mean an enormous number of wasted machine cycles, undue complexity, and bloated programs. As you proceed through this book, you should become less dependent on blind libraries and more able to write fast, efficient routines in the native base of your machine.

Each chapter of this book provides the foundation for the next chapter. At the code level, each new routine builds on the preceding algorithms and routines. Algorithms are presented with an accompanying example showing one way to implement them. There are, quite often, many ways that you could solve the algorithm. Feel free to experiment and modify to fit your environment.

Chapter 1 covers positional number theory, bases, and signed arithmetic. The information here provides the necessary foundation to understand both decimal and binary arithmetic. That understanding can often mean faster more compact routines using the elements of binary arithmetic—in other words, shifts, additions, and subtractions rather than complex scaling and extensive routines.

Chapter 2 focuses on integer arithmetic, presenting algorithms for performing addition, subtraction, multiplication, and division. These algorithms apply to machines that have hardware instructions and those capable of only shifts, additions, and subtractions.

Real numbers (those with fractional extension) are often expressed in floating point, but fixed point can also be used. Chapter 3 explores some of the qualities of real numbers and explains how the radix point affects the four basic arithmetic functions. Because the subject of fractions is covered, several rounding techniques are also examined. Some interesting techniques for performing division, one using multiplication and the other inversion, are also presented. These routines are interesting because they involve division with very long operands as well as from a purely conceptual viewpoint. At the end of the chapter, there is an example of an algorithm that will draw a circle in a two dimensional space, such as a graphics monitor, using only shifts, additions and subtractions.

Chapter 4 covers the basics of floating-point arithmetic and shows how scaling is done. The four basic arithmetic functions are developed into floating-point

INTRODUCTION

routines using the fixed point methods given in earlier chapters.

Chapter 5 discusses input and output routines for numerics. These routines deal with radix conversion, such as decimal to binary, and format conversions, such as ASCII to floating point. The conversion methods presented use both computational and table-driven techniques.

Finally, the elementary functions are discussed in Chapter 6. These include table-driven techniques for fast lookup and routines that rely on the fundamental binary nature of the machine to compute fast logarithms and powers. The CORDIC functions which deliver very high-quality transcendentals with only a few shifts and additions, are covered, as are the Taylor expansions and Horner's Rule. The chapter ends with an implementation of a floating-point sine/cosine algorithm based upon a minimax approximation and a floating-point square root.

Following the chapters, the appendices comprise additional information and reference materials. Appendix A presents and explains the pseudo-random number generator developed to test many of the routines in the book and includes SPECTRAL.C, a C program useful in testing the functions described in this book. This program was originally created for the pseudo-random number generator and incorporates a visual check and Chi-square statistical test on the function. Appendix B offers a small set of constants commonly used.

The source code for all the arithmetic functions, along with many ancillary routines and examples, is in appendices C through F.

Integer and fixed-point routines are in Appendix C. Here are the classical routines for multiplication and division, handling signs, along with some of the more complex fixed-point operations, such as the Newton Raphson iteration and linear interpolation for division.

Appendix D consists of the basic floating-point routines for addition, subtraction, multiplication, and division, Floor, ceiling, and absolute value functions are included here, as well as many other functions important to the more advanced math in Chapter 6.

The conversion routines are in Appendix E. These cover the format and numerical conversions in Chapter 5

In Appendix F, there are two source files. TRANS.ASM contains the elementary

NUMERICAL METHODS

functions described in Chapter 6, and TABLE.ASM that holds the tables, equates and constants used in TRANS.ASM and many of the other modules.

MATH.C in Appendix F is a C program useful in testing the functions described in this book. It is a simple shell with the defines and prototypes necessary to perform tests on the routines in the various modules.

Because processors and microcontrollers differ in architecture and instruction set, algorithmic solutions to numeric problems are provided throughout the book for machines with no hardware primitives for multiplication and division as well as for those that have such primitives.

Assembly language by nature isn't very portable, but the ideas involved in numeric processing are. For that reason, each algorithm includes an explanation that enables you to understand the ideas independently of the code. This explanation is complemented by step-by-step pseudocode and at least one example in 8086 assembler. All the routines in this book are also available on a disk along with a simple C shell that can be used to exercise them. This allows you to walk through the routines to see how they work and test any changes you might make to them. Once you understand how the routine works, you can port it to another processor. The routines as presented in the book are formatted differently from the same routines on the disk. This is done to accommodate the page size. Any last minute changes to the source code are documented in the Readme file on the disk.

There is no single solution for all applications; there may not even be a single solution for a particular application. The final decision is always left to the individual programmer, whose skills and knowledge of the application are what make the software work. I hope this book is of some help.

CHAPTER 1

Numbers

Numbers are pervasive; we use them in almost everything we do, from counting the feet in a line of poetry to determining the component frequencies in the periods of earthquakes. Religions and philosophies even use them to predict the future. The wonderful abstraction of numbers makes them useful in any situation. Actually, what we find so useful aren't the numbers themselves (numbers being merely a representation), but the concept of **numeration**: counting, ordering, and grouping.

Our numbering system has humble beginnings, arising from the need to quantify objects—five horses, ten people, two goats, and so on—the sort of calculations that can be done with strokes of a sharp stone or root on another stone. These are **natural** numbers—positive, whole numbers, each defined as having one and only one immediate predecessor. These numbers make up the **number ray**, which stretches from zero to infinity (see Figure 1-1).

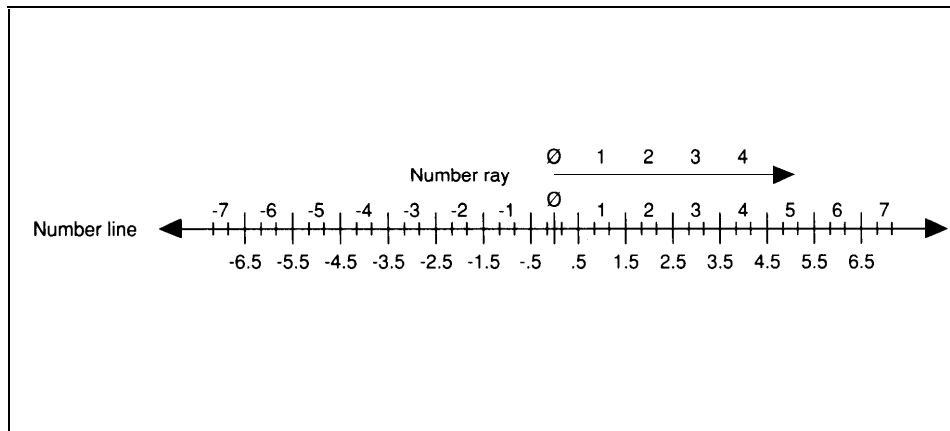


Figure 1-1. The number line.

NUMERICAL METHODS

The calculations performed with natural numbers consist primarily of addition and subtraction, though natural numbers can also be used for multiplication (iterative addition) and, to some degree, for division. Natural numbers don't always suffice, however; how can you divide three by two and get a natural number as the result? What happens when you subtract 5 from 3? Without decimal fractions, the results of many divisions have to remain symbolic. The expression "5 from 3" meant nothing until the Hindus created a symbol to show that money was owed. The words *positive* and *negative* are derived from the Hindu words for credit and debit'.

The number ray-all natural numbers-became part of a much greater schema known as the **number line**, which comprises all numbers (positive, negative, and fractional) and stretches from a negative infinity through zero to a positive infinity with infinite resolution*. Numbers on this line can be positive or negative so that 3-5 can exist as a representable value, and the line can be divided into smaller and smaller parts, no part so small that it cannot be subdivided. This number line extends the idea of numbers considerably, creating a continuous weave of ever-smaller pieces (you would need something like this to describe a universe) that finally give meaning to calculations such as $3/2$ in the form of real numbers (those with decimal fractional extensions).

This is undeniably a valuable and useful concept, but it doesn't translate so cleanly into the mechanics of a machine made of finite pieces.

Systems of Representation

The Romans used an **additional system** of representation, in which the symbols are added or subtracted from one another based on their position. Nine becomes *IX* in Roman numerals (a single count is subtracted from the group of 10, equaling nine; if the stroke were on the other side of the symbol for 10, the number would be 11). This meant that when the representation reached a new power of 10 or just became too large, larger numbers could be created by concatenating symbols. The problem here is that each time the numbers got larger, new symbols had to be invented.

Another form, known as **positional representation**, dates back to the Babylonians, who used a sort of floating point with a base of 60.³ With this system, each successively larger member of a group has a different symbol. These symbols are

NUMBERS

then arranged serially to grow more significant as they progress to the left. The position of the symbol within this representation determines its value. This makes for a very compact system that can be used to approximate any value without the need to invent new symbols. Positional numbering systems also allow another freedom: Numbers can be regrouped into coefficients and powers, as with polynomials, for some alternate approaches to multiplication and division, as you will see in the following chapters.

If ***b*** is our base and ***a*** an integer within that base, any positive integer may be represented as:

$$A = \sum_{i=0}^{n-1} a_i b^i$$

or as:

$$a_i * b^i + a_{i-1} * b^{i-1} + \dots + a_0 * b_0$$

As you can see, the value of each position is an integer multiplied by the base taken to the power of that integer relative to the origin or zero. In base 10, that polynomial looks like this:

$$a_i * 10^i + a_{i-1} * 10^{i-1} + \dots + a_0 * 10^0$$

and the value 329 takes the form:

$$3 * 10 + 2 * 10 + * 10$$

Of course, since the number line goes negative, so must our polynomial:

$$a_i * b_i + a_{i-1} * b^{i-1} + \dots + a_0 * b^0 + a_{-1} * b^{-1} + a_{-2} * b^{-2} + \dots + a_{-i} * b^{-i}$$

Bases

Children, and often adults, count by simply making a mark on a piece of paper for each item in the set they're quantifying. There are obvious limits to the numbers

NUMERICAL METHODS

that can be conveniently represented this way, but the solution is simple: When the numbers get too big to store easily as strokes, place them in groups of equal size and count only the groups and those that are left over. This makes counting easier because we are no longer concerned with individual strokes but with groups of strokes and then groups of groups of strokes. Clearly, we must make the size of each group greater than one or we are still counting strokes. This is the concept of **base**. (See Figure 1-2.) If we choose to group in 10s, we are adopting 10 as our base. In base 10, they are gathered in groups of 10; each position can have between zero and nine things in it. In base 2, each position can have either a one or a zero. Base 8 is zero through seven. Base 16 uses zero through nine and *a* through *f*. Throughout this book, unless the base is stated in the text, a *B* appended to the number indicates base 2, an *O* indicates base 8, a *D* indicates base 10, and an *H* indicates base 16.

Regardless of the base in which you are working, each successive position to the left is a positive increase in the power of the position.

In base 2, 999 looks like:

1111100111B

If we add a subscript to note the position, it becomes:

$\begin{array}{cccccccccccc} 1 & 1 & 1 & 1 & 1 & 0 & 0 & 1 & 1 & 1 \\ \subscript{9} & \subscript{8} & \subscript{7} & \subscript{6} & \subscript{5} & \subscript{4} & \subscript{3} & \subscript{2} & \subscript{1} & \subscript{0} \end{array}$

This has the value:

$$1*2^9 + 1*2^8 + 1*2^7 + 1*2^6 + 1*2^5 + 1*2^4 + 1*2^3 + 1*2^2 + 1*2^1 + 1*2^0$$

which is the same as:

$$1*512 + 1*256 + 1*128 + 1*64 + 1*32 + 0*16 + 0*8 + 1*4 + 1*2 + 1*1$$

Multiplying it out, we get:

$$512 + 256 + 128 + 64 + 32 + 0 + 0 + 4 + 2 + 1 = 999$$

NUMBERS

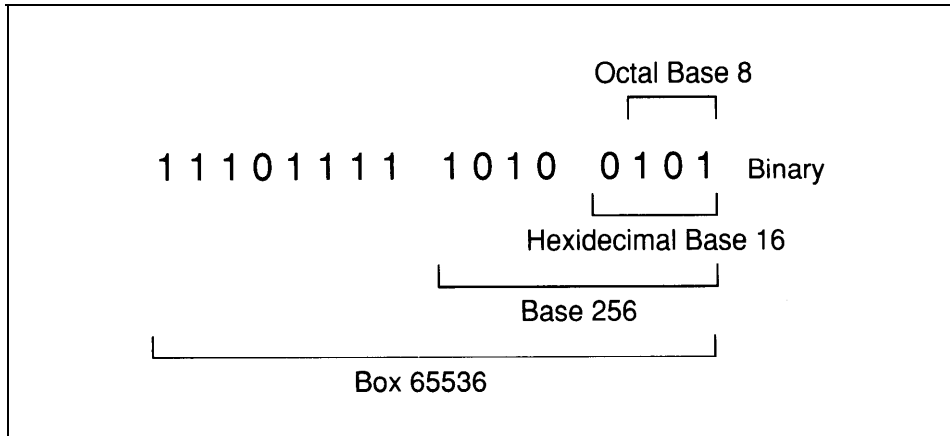


Figure 1-2. The base of a number system defines the number of unique digits available in each position.

Octal, as the name implies, is based on the count of eight. The number 999 is 1747 in octal representation, which is the same as writing:

$$1*8^3 + 7*8^2 + 4*8^1 + 7*8^0$$

o r

$$1*512 + 7*64 + 4*8 + 7*1$$

When we work with bases larger than 10, the convention is to use the letters of the alphabet to represent values equal to or greater than 10. In base 16 (hexadecimal), therefore, the set of numbers is 0 1 2 3 4 5 6 7 8 9 a b c d e f, where $a = 10$ and $f = 15$. If you wanted to represent the decimal number 999 in hexadecimal, it would be 3e7H, which in decimal becomes:

$$3*16^2 + 14*16^1 + 7*16^0$$

Multiplying it out gives us:

$$3*256 + 14*16 + 7*1$$

NUMERICAL METHODS

Obviously, a larger base requires fewer digits to represent the same value.

Any number greater than one can be used as a base. It could be base 2, base 10, or the number of bits in the data type you are working with. Base 60, which is used for timekeeping and trigonometry, is attractive because numbers such as $1/3$ can be expressed exactly. Bases 16, 8, and 2 are used everywhere in computing machines, along with base 10. And one contingent believes that base 12 best meets our mathematical needs.

The Radix Point, Fixed and Floating

Since the physical world cannot be described in simple whole numbers, we need a way to express fractions. If all we wish to do is represent the truth, a symbol will do. A number such as $2/3$ in all its simplicity is a symbol—a perfect symbol, because it can represent something unrepresentable in decimal notation. That number translated to decimal fractional representation is *irrational*; that is, it becomes an endless series of digits that can only approximate the original. The only way to express an irrational number in finite terms is to truncate it, with a corresponding loss of accuracy and precision from the actual value.

Given enough storage any number, no matter how large, can be expressed as ones and zeros. The bigger the number, the more bits we need. Fractions present a similar but not identical barrier. When we're building an integer we start with unity, the smallest possible building block we have, and add progressively greater powers (and multiples thereof) of whatever base we're in until that number is represented. We represent it to the least significant bit (LSB), its smallest part.

The same isn't true of fractions. Here, we're starting at the other end of the spectrum; we must express a value by adding successively smaller parts. The trouble is, we don't always have access to the smallest part. Depending on the amount of storage available, we may be nowhere near the smallest part and have, instead of a complete representation of a number, only an approximation. Many common values can never be represented exactly in binary arithmetic. The decimal 0.1 or one 10th, for example, becomes an infinite series of ones and zeros in binary (1100110011001100 ... B). The difficulties in expressing fractional parts completely can lead to unacceptable errors in the result if you're not careful.

NUMBERS

The radix point (the point of origin for the base, like the decimal point) exists on the number line at zero and separates whole numbers from fractional numbers. As we move through the positions to the left of the radix point, according to the rules of positional notation, we pass through successively greater positive powers of that base; as we move to the right, we pass through successively greater negative powers of the base.

In the decimal system, the number 999.999 in positional notation is

$$9_2 9_1 9_0 \cdot 9_{-1} 9_{-2} 9_{-3}$$

And we know that base 10

$$\begin{aligned}10^2 &= 100 \\10^1 &= 10 \\10^0 &= 1\end{aligned}$$

It is also true that

$$\begin{aligned}10^{-1} &= .1 \\10^{-2} &= .01 \\10^{-3} &= .001\end{aligned}$$

We can rewrite the number as a polynomial

$$9 \cdot 10^2 + 9 \cdot 10^1 + 9 \cdot 10^0 + 9 \cdot 10^{-1} + 9 \cdot 10^{-2} + 9 \cdot 10^{-3}$$

Multiplying it out, we get

$$900 + 90 + 9 + .9 + .09 + .009$$

which equals exactly 999.999.

Suppose we wish to express the same value in base 2. According to the previous example, 999 is represented in binary as 1111100111B. To represent 999.999, we need to know the negative powers of two as well. The first few are as follows:

NUMERICAL METHODS

$$\begin{aligned}
 2^{-1} &= .5D \\
 2^{-2} &= .25D \\
 2^{-3} &= .125D \\
 2^{-4} &= .0625D \\
 2^{-5} &= .03125D \\
 2^{-6} &= .015625D \\
 2^{-7} &= .0078125D \\
 2^{-8} &= .00390625D \\
 2^{-9} &= .001953125D \\
 2^{-10} &= .0009765625D \\
 2^{-11} &= .00048828125D \\
 2^{-12} &= .000244140625D
 \end{aligned}$$

Twelve binary digits are more than enough to approximate the decimal fraction .999. Ten digits produce

$$\begin{aligned}
 1111100111.1111111111 &= \\
 999.9990234375 &
 \end{aligned}$$

which is accurate to three decimal places.

Representing 999.999 in other bases results in similar problems. In base 5, the decimal number 999.999 is noted

$$\begin{aligned}
 &12444.4444141414 = \\
 &1*5^4 + 2*5^3 + 4*5^2 + 4*5^1 + 4*5^0 + 4*5^{-1} + 4*5^{-2} + 4*5^{-3} + 4*5^{-4} + 1*5^{-5} + \\
 &\quad 4*5^{-6} + 1*5^{-7} + 4*5^{-8} + 1*5^{-9} + 4*5^{-10} = \\
 &1*625 + 2*125 + 4*25 + 4*5 + 4 + 4*.2 + 4*.04 + 4*.008 + 4*.0016 \\
 &\quad + 1*.00032 + 4*.000065 + 1*.0000125 + 4*.00000256 \\
 &\quad + 1*.000000512 + 4*.0000001024
 \end{aligned}$$

or

$$\begin{aligned}
 625 + 250 + 100 + 20 + 4 + .8 + .16 + .032 + .0064 + .00032 + .000256 + \\
 .0000128 + .00001024 + .000000512 + .00004096 = \\
 999.9990045696
 \end{aligned}$$

NUMBERS

But in base 20, which is a multiple of 10 and two, the expression is rational. (Note that digits in bases that exceed 10 are usually denoted by alphabetical characters; for example, the digits of base 20 would be 0 1 2 3 4 5 6 7 8 9 A B C D E F G H I J .)

$$\begin{array}{r} 29J.JJC \\ 2 \times 20^2 + 9 \times 20^1 + 19 \times 20^0 + 19 \times 20^{-1} + 19 \times 20^{-2} + 12 \times 20^{-3} = \\ 2 \times 400 + 9 \times 20 + 19 \times 1 + 19 \times .05 + 19 \times .0025 + 12 \times .000125 \end{array}$$

OR

$$\begin{array}{r} 800 + 180 + 19 + .95 + .0475 + .0015 = \\ 999.999 \end{array}$$

As you can see, it isn't always easy to approximate a fraction. Fractions are a sum of the value of each position in the data type. A rational fraction is one whose sum precisely matches the value you are trying to approximate. Unfortunately, the exact combination of parts necessary to represent a fraction **exactly** may not be available within the data type you choose. In cases such as these, you must settle for the accuracy obtainable within the precision of the data type you are using.

Types of Arithmetic

This book covers three basic types of arithmetic: fixed point (including integer-only arithmetic and modular) and floating point.

Fixed Point

Fixed-point implies that the radix point is in a fixed place within the representation. When we're working exclusively with integers, the radix point is always to the right of the rightmost digit or bit. When the radix point is to the left of the leftmost digit, we're dealing with fractional arithmetic. The radix point can rest anywhere within the number without changing the mechanics of the operation. In fact, using fixed-point arithmetic in place of floating point, where possible, can speed up any arithmetic operation. Everything we have covered thus far applies to fixed-point arithmetic and its representation.

NUMERICAL METHODS

Though fixed-point arithmetic can result in the shortest, fastest programs, it shouldn't be used in all cases. The larger or smaller a number gets, the more storage is required to represent it. There are alternatives; modular arithmetic, for example, can, with an increase in complexity, preserve much of an operation's speed.

Modular arithmetic is what people use every day to tell time or to determine the day of the week at some future point. Time is calculated either modulo 12 or 24—that is, if it is 9:00 and six hours pass on a 12-hour clock, it is now 3:00, not 15:00:

$$9 + 6 = 3$$

This is true if all multiples of 12 are removed. In proper modular notation, this would be written:

$$9 + 6 \equiv 3, \text{ mod } 12.$$

In this equation, the sign \equiv means *congruence*. In this way, we can make large numbers congruent to smaller numbers by removing multiples of another number (in the case of time, 12 or 24). These multiples are often removed by subtraction or division, with the smaller number actually being the remainder.

If all operands in an arithmetic operation are divided by the same value, the result of the operation is unaffected. This means that, with some care, arithmetic operations performed on the remainders can have the same result as those performed on the whole number. Sines and cosines are calculated mod 360 degrees (or mod 2π radians). Actually, the input argument is usually taken mod $\pi/2$ or 90 degrees, depending on whether you are using degrees or radians. Along with some method for determining which quadrant the angle is in, the result is computed from the congruence (see Chapter 6).

Random number generators based on the Linear Congruential Method use modular arithmetic to develop the output number as one of the final steps.⁴ Assembly-language programmers can facilitate their work by choosing a modulus that's as large as the word size of the machine they are working on. It is then a simple matter to calculate the congruence, keeping those lower bits that will fit within the

NUMBERS

word size of the computer. For example, assume we have a hexadecimal doubleword:

12345678H

and the word size of our machine is 16 bits

$12345678H = 5678 \text{ mod } 10000H$

For more information on random number generators, see Appendix A.

One final and valuable use for modular arithmetic is in the construction of self-maintaining buffers and arrays. If a buffer containing 256 bytes is page aligned-the last eight bits of the starting address are zero-and an 8-bit variable is declared to count the number of entries, a pointer can be incremented through the buffer simply by adding one to the counting variable, then adding that to the address of the base of the buffer. When the pointer reaches 255, it will indicate the last byte in the buffer; when it is incremented one more time, it will wrap to zero and point once again at the initial byte in the buffer.

Floating Point

Floating point is a way of coding fixed-point numbers in which the number of significant digits is constant per type but whose range is enormously increased because an exponent and sign are embedded in the number. Floating-point arithmetic is certainly no more accurate than fixed point-and it has a number of problems, including those present in fixed point as well as some of its own-but it is convenient and, used judiciously, will produce valid results.

The floating-point representations used most commonly today conform, to some degree, to the IEEE 754 and 854 specifications. The two main forms, the *long real* and the *short real*, differ in the range and amount of storage they require. Under the IEEE specifications, a long real is an 8-byte entity consisting of a sign bit, an 11-bit exponent, and a 53-bit significand, which mean the significant bits of the floating-point number, including the fraction to the right of the radix point and the leading one

NUMERICAL METHODS

to the left. A short real is a 4-byte entity consisting of a sign bit, an 8-bit exponent, and a 24-bit significand.

To form a binary floating-point number, shift the value to the left (multiply by two) or to the right (divide by two) until the result is between 1.0 and 2.0. Concatenate the sign, the number of shifts (exponent), and the mantissa to form the float.

Doing calculations in floating point is very convenient. A short real can express a value in the range 10^{38} to 10^{-38} in a doubleword, while a long real can handle values ranging from 10^{308} to 10^{-308} in a quadword. And most of the work of maintaining the numbers is done by your floating-point package or library.

As noted earlier, some problems in the system of precision and exponentiation result in a representation that is not truly "real"—namely, gaps in the number line and loss of significance. Another problem is that each developer of numerical software adheres to the standards in his or her own fashion, which means that an equation that produced one result on one machine may not produce the same result on another machine or the same machine running a different software package. This compatibility problem has been partially alleviated by the widespread use of coprocessors.

Positive and Negative Numbers

The most common methods of representing positive and negative numbers in a positional number system are sign magnitude, diminished-radix complement, and radix complement (see Table 1- 1).

With the sign-magnitude method, the most significant bit (MSB) is used to indicate the sign of the number: zero for plus and one for minus. The number itself is represented as usual—that is, the only difference between a positive and a negative representation is the sign bit. For example, the positive value 4 might be expressed as 0100B in a 4-bit binary format using sign magnitude, while -4 would be represented as 1100B.

This form of notation has two possible drawbacks. The first is something it has in common with the diminished-radix complement method: It yields two forms of zero, 0000B and 1000B (assuming three bits for the number and one for the sign). Second, adding sign-magnitude values with opposite signs requires that the magni-

NUMBERS

tudes of the numbers be consulted to determine the sign of the result. An example of sign magnitude can be found in the IEEE 754 specification for floating-point representation.

The diminished-radix complement is also known as the ***one's complement*** in binary notation. The MSB contains the sign bit, as with sign magnitude, while the rest of the number is either the absolute value of the number or its bit-by-bit complement. The decimal number 4 would appear as 0100 and -4 as 1011. As in the foregoing method, two forms of zero would result: 0000 and 1111.

The radix complement, or *two's complement*, is the most widely used notation in microprocessor arithmetic. It involves using the MSB to denote the sign, as in the other two methods, with zero indicating a positive value and one meaning negative. You derive it simply by adding one to the one's-complement representation of the same negative value. Using this method, 4 is still 0100, but -4 becomes 1100. Recall that one's complement is a bit-by-bit complement, so that all ones become zeros and all zeros become ones. The two's complement is obtained by adding a one to the one's complement.

This method eliminates the dual representation of zero-zero is only 0000 (represented as a three-bit signed binary number)-but one quirk is that the range of values that can be represented is slightly more negative than positive (see the chart below). That is not the case with the other two methods described. For example, the largest positive value that can be represented as a signed 4-bit number is 0111B, or 7D, while the largest negative number is 1000B, or -8D.

NUMERICAL METHODS

	One's complement	Two's complement	Sign complement
0111	7	7	7
0110	6	6	6
0101	5	5	5
0100	4	4	4
0011	3	3	3
0010	2	2	2
0001	1	1	1
0000	0	0	0
1111	-0	-1	-7
1110	-1	-2	-6
1101	-2	-3	-5
1100	-3	-4	-4
1011	-4	-5	-3
1010	-5	-6	-2
1001	-6	-7	-1
1000	-7	-8	-0

Table 1-1. Signed Numbers.

Decimal integers require more storage and are far more complicated to work with than binary; however, numeric I/O commonly occurs in decimal, a more familiar notation than binary. For the three forms of signed representation already discussed, positive values are represented much the same as in binary (the leftmost

bit being zero). In sign-magnitude representation, however, the sign **digit** is nine followed by the absolute value of the number. For nine's complement, the sign digit is nine and the value of the number is in nine's complement. As you might expect, 10's complement is the same as nine's complement except that a one is added to the low-order (rightmost) digit.

Fundamental Arithmetic Principles

So far we've covered the basics of positional notation and bases. While this book is not about mathematics but about the implementation of basic arithmetic operations on a computer, we should take a brief look at those operations.

1. *Addition* is defined as $a + b = c$ and obeys the commutative rules described below.
2. *Subtraction* is the inverse of addition and is defined as $b = c - a$.
3. *Multiplication* is defined as $ab = c$ and conforms to the commutative, associative, and distributive rules described below.
4. *Division* is the inverse of multiplication and is shown by $b = c/a$.
5. A *power* is $ba=c$.
6. A *root* is $b = \sqrt[a]{c}$
7. A *logarithm* is $a = \log_b c$.

Addition and subtraction must also satisfy the following rules:⁵

8. *Commutative:*
 $a + b = b + a$
 $ab = ba$
9. *Associative:*
 $a = (b + c) = (a + b) + c$
 $a(bc) = (ab)c$
10. *Distributive:*
 $a(b + c) = ab + ac$

From these rules, we can derive the following relations:⁶

11. $(ab)^c = a^c b^c$

NUMERICAL METHODS

12. $a^b a^c = a^{(b+c)}$
13. $(a^b)^c = a^{(bc)}$
14. $a + 0 = a$
15. $a \times 1 = a$
16. $a^1 = a$
17. $a/0$ is undefined

These agreements form the basis for the arithmetic we will be using in upcoming chapters.

Microprocessors

The key to an application's success is the person who writes it. This statement is no less true for arithmetic. But it's also true that the functionality and power of the underlying hardware can greatly affect the software development process.

Table 1-2 is a short list of processors and microcontrollers currently in use, along with some issues relevant to writing arithmetic code for them (such as the instruction set, and bus width). Although any one of these devices, with some ingenuity and effort, can be pushed through most common math functions, some are more capable than others. These processors are only a sample of what is available. In the rest of this text, we'll be dealing primarily with 8086 code because of its broad familiarity. Examples from other processors on the list will be included where appropriate.

Before we discuss the devices themselves, perhaps an explanation of the categories would be helpful.

Buswidth

The wider bus generally results in a processor with a wider bandwidth because it can access more data and instruction elements. Many popular microprocessors have a wider internal bus than external, which puts a burden on the cache (storage internal to the microprocessor where data and code are kept before execution) to keep up with the processing. The 8088 is an example of this in operation, but improvements in the 80x86 family (including larger cache sizes and pipelining to allow some parallel processing) have helped alleviate the problem.

NUMBERS

	Add with Carry	Subtract	Subtract with Carry	Divide	Divide (signed)	Modular	Multiply (signed)	1's Complement	2's Complement	Sign Extension	Rotate through Carry	Arithmetic Shift	Normalization	Decimal Adjust (adjust)	ASCII Adjust	8-bit Data Type	16-bit	32-bit	64-bit	Compare	Combined Jump	Zero	Carry	Sign	Overflow	Auxiliary Carry	Sticky Bit	Overflow Trap
8048	✓	✓						✓			✓					✓	✓	✓	✓	✓	✓	✓	✓	✓	✓	✓	✓	
8051	✓	✓	✓				✓				✓					✓	✓	✓	✓	✓	✓	✓	✓	✓	✓	✓	✓	
Z80	✓	✓	✓	✓	✓	✓	✓	✓			✓					✓	✓	✓	✓	✓	✓	✓	✓	✓	✓	✓	✓	
8086	✓	✓	✓	✓	✓	✓	✓	✓			✓					✓	✓	✓	✓	✓	✓	✓	✓	✓	✓	✓	✓	
80386	✓	✓	✓	✓	✓	✓	✓	✓			✓					✓	✓	✓	✓	✓	✓	✓	✓	✓	✓	✓	✓	
80C196	✓	✓	✓	✓	✓	✓	✓	✓			✓					✓	✓	✓	✓	✓	✓	✓	✓	✓	✓	✓	✓	
TMS34010	✓	✓	✓	✓	✓	✓	✓	✓			✓					✓	✓	✓	✓	✓	✓	✓	✓	✓	✓	✓	✓	

*Note: Actually means that the accumulator is = zero

Table 1-2. Instructions and flags.

NUMERICAL METHODS

Data type

The larger the word size of your machine, the larger the numbers you can process with single instructions. Adding two doubleword operands on an 8051 is a multiprecision operation requiring several steps. It can be done with a single ADD on a TMS34010 or 80386. In division, the word size often dictates the maximum size of the quotient. A larger word size allows for larger quotients and dividends.

Flags

The effects of a processor's operation on the flags can sometimes be subtle. The following comments are generally true, but it is always wise to study the data sheets closely for specific cases.

- *Zero*. This flag is set to indicate that an operation has resulted in zero. This can occur when two operands compare the same or when two equal values are subtracted from one another. Simple move instructions generally do not affect the state of the flag.
- *Carry*. Whether this flag is set or reset after a certain operation varies from processor to processor. On the 8086, the carry will be set if an addition overflows or a subtraction underflows. On the 80C196, the carry will be set if that addition overflows but cleared if the subtraction underflows. Be careful with this one. Logical instructions will usually reset the flag and arithmetic instructions as well as those that use arithmetic elements (such as *compare*) will set it or reset it based on the results.
- *Sign*. Sometimes known as the *negative* flag, it is set if the MSB of the data type is set following an operation.
- *Overflow*. If the result of an arithmetic operation exceeds the data type meant to contain it, an overflow has occurred. This flag usually only works predictably with addition and subtraction. The overflow flag is used to indicate that the result of a signed arithmetic operation is too large for the destination operand. It will be set if, after two numbers of like sign are added or subtracted, the sign of the result changes or the carry into the MSB of an operand and the carry out don't match.

NUMBERS

- *Overflow Trap.* If an overflow occurred at any time during an arithmetic operation, the overflow trap will be set if not already set. This flag bit must be cleared explicitly. It allows you to check the validity of a series of operations.
- *Auxiliary Carry.* The decimal-adjust instructions use this flag to correct the accumulator after a *decimal* addition or subtraction. This flag allows the processor to perform a limited amount of decimal arithmetic.
- *Parity.* The parity flag is set or reset according to the number of bits in the lower byte of the destination register after an operation. It is set if even and reset if odd.
- *Sticky Bit.* This useful flag can obviate the need for guard digits on certain arithmetic operations. Among the processors in Table I-2, it is found only on the 80C196. It is set if, during a multiple right shift, more than one bit was shifted into the carry with a one in the carry at the end of the shift.

Rounding and the Sticky Bit

A multiple shift to the right is a divide by some power of two. If the carry is set, the result is equal to the integer result plus $1/2$, but should we round up or down? This problem is encountered frequently in integer arithmetic and floating point. Most floating-point routines have some form of extended precision so that rounding can be performed. This requires storage, which usually defaults to some minimal data type (the routines in Chapter 4 use a word). The sticky bit reduces the need for such extended precision. It indicates that during a right shift, a one was shifted into the carry flag and then shifted out.

Along with the carry flag, the sticky bit can be used for rounding. For example, suppose we wish to divide the hex value 99H by 16D. We can do this easily with a four-bit right shift. Before the shift, we have:

Operand	Carry flag	Sticky bit
10011001	0	0

We shift the operand right four times with the following instruction:

```
shr    ax, #4
```


NUMERICAL METHODS

During the shift, the Least Significant Bit (LSB) of the operand (a one) is shifted into the carry and then out again, setting the sticky bit followed by two zeros and a final one. The operand now has the following form:

Operand	Carry flag	Sticky bit
00001001	1 (from the last shift)	1 (because of the first one shifted in and out of the carry)

To round the result, check the carry flag. If it's clear, the bits shifted out were less than half of the LSB, and rounding can be done by truncation. If the carry is set, the bits shifted out were at least half of the LSB. Now, with the sticky bit, we can see if any other bits shifted out during the divide were ones; if so, the sticky bit is set and we can round up.

Rounding doesn't have to be done as described here, but however you do it the sticky bit can make your work easier. Too bad it's not available on more machines.

Branching

Your ability to do combined jumps depends on the flags. All the processors listed in the table have the ability to branch, but some implement that ability on more sophisticated relationships. Instead of a simple "jump on carry," you might find "jump if greater," "jump if less than or equal," and signed and unsigned operations. These extra instructions can cut the size and complexity of your programs.

Of the devices listed, the TMS34010, 80x86 and 80C196 have the richest set of branching instructions. These include branches on signed and unsigned comparisons as well as branches on the state of the flags alone.

Instructions

Addition

- *Add.* Of course, to perform any useful arithmetic, the processor must be capable of some form of addition. This instruction adds two operands, signaling any overflow from the result by setting the carry.

NUMBERS

- *Add-with-Carry*. The ability to add with a carry bit allows streamlined, multiprecision additions. In multibyte or multiword additions, the *add* instruction is usually used first; the *add-with-carry* instruction is used in each succeeding addition. In this way, overflows from each one addition can ripple through to the next.

Subtraction

- *Subtract*. All the devices in Table I-2 can subtract except the 8048 and 8051. The 8051 uses the *subtract-with-carry* instruction to fill this need. On the 8048, to subtract one quantity (the *subtrahend*) from another (the *minuend*), you must complement the subtrahend and increment it, then add it to the minuend—in other words, add the two's complement to the minuend.
- *Subtract-with-Carry*. Again, the 8048 does not support this instruction, while all the others do. Since the 8051 has *only* the *subtract-with-carry* instruction, it is important to see that the carry is clear before a subtraction is performed unless it is a multiprecision operation. The *subtract-with-carry* is used in multiprecision subtraction in the same manner as the *add-with-carry* is used in addition.
- *Compare*. This instruction is useful for boundary, magnitude and equality checks. Most implementations perform a comparison by subtracting one value from another. This process affects neither operand, but sets the appropriate flags. Many microprocessors allow either signed or unsigned comparisons.

Multiplication

- *Multiply*. This instruction performs a standard unsigned multiply based on the word size of the particular microprocessor or microcontroller. Hardware can make life easier. On the 8088 and 8086, this instruction was embarrassingly slow and not that much of a challenge to shift and add routines. On later members of the 80x86 family, it takes a fraction of the number of cycles to perform, making it very useful for multiprecision and single-precision work.
- *Signed Multiply*. The signed multiply, like the signed divide (which we'll

NUMERICAL METHODS

discuss in a moment), has limited use. It produces a signed product from two signed operands on all data types up to and including the word size of the machine. This is fine for tame applications, but makes the instruction unsuitable for multiprecision work. Except for special jobs, it might be wise to employ a generic routine for handling signed arithmetic. One is described in the next chapter.

Division

- *Divide*. A hardware divide simplifies much of the programmer's work unless it is very, very slow (as it is on the 8088 and 8086). A multiply can extend the useful range of the divide considerably. The following chapter gives examples of how to do this.
- *Signed Divide*. Except in specialized and controlled circumstances, the signed divide may not be of much benefit. It is often easier and more expeditious to handle signed arithmetic yourself, as will be shown in Chapter 2.
- *Modulus*. This handy instruction returns the *remainder* from the division of two operands in the destination register. As the name implies, this instruction is very useful when doing modular arithmetic. This and *signed modulus* are available on the TMS34010.
- *Signed Modulus*. This is the signed version of the earlier *modulus* instruction, here the remainder bears the sign of the dividend.

Negation and Signs

- *One's Complement*. The one's complement is useful for logical operations and diminished radix arithmetic (see Positive and Negative Numbers, earlier in this chapter). This instruction performs a bit-by-bit complement of the input argument; that is, it makes each one a zero and each zero a one.
- *Two's Complement*. The argument is one's complemented, then incremented by

one. This is how negative numbers are usually handled on microcomputers.

- *Sign Extension.* This instruction repeats the value of the MSB of the byte or word through the next byte, word, or doubleword so the proper results can be obtained from an arithmetic operation. This is useful for converting a small data type to a larger data type of the same sign for such operations as multiplication and division.

Shifts, Rotates and Normalization

- *Rotate.* This simple operation can occur to the right or the left. In the case of a ROTATE to the right, each bit of the data type is shifted to the right; the LSB is deposited in the carry, while a zero is shifted in on the left. If the rotate is to the left, each bit is moved to occupy the position of the next higher bit in the data type until the last bit is shifted out into the carry flag (see figure 1-3). On the Z80, some shifts put the same bit into the carry and the LSB of the byte you are shifting. Rotation is useful for multiplies and divides as well as normalization.
- *Rotate-through-Carry.* This operation is similar to the ROTATE above, except that the carry is shifted into the LSB (in the case of a left shift), or the MSB (in the case of a right shift). Like the ROTATE, this instruction is useful for multiplies and divides as well as normalization.
- *Arithmetic Shift.* This shift is similar to a right shift. As each bit is shifted, the value of the MSB remains the same, maintaining the value of the sign.
- *Normalization.* This can be either a single instruction, as is the case on the 80C196, or a set of instructions, as on the TMS34010. *NORML* will cause the 80C196 to shift the contents of a doubleword register to the left until the MSB is a one, “normalizing” the value and leaving the number of shifts required in a register. On the TMS34010, *LMO* leaves the number of bits required to shift a doubleword so that its MSB is one. A multibit shift can then be used to normalize it. This mechanism is often used in floating point and as a setup for binary table routines.

NUMERICAL METHODS

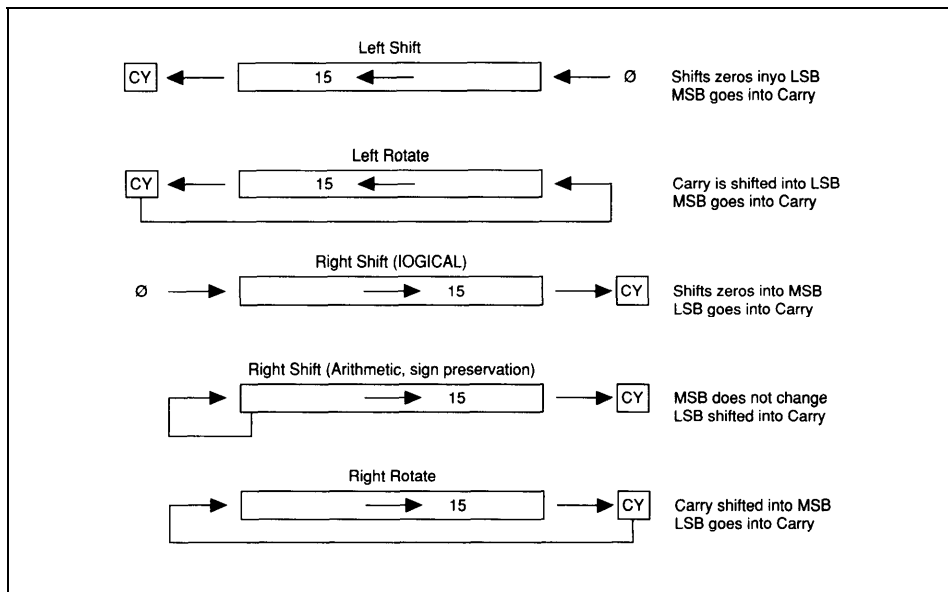


Figure 1-3. Shifts and rotates.

Decimal and ASCII Instructions

- *Decimal Adjust on Add.* This instruction adjusts the results of the addition of two decimal values to decimal. Decimal numbers cannot be added on a binary computer with guaranteed results without taking care of any intrabyte carries that occur when a digit in a position exceeds nine. On the 8086, this instruction affects only the AL register. This and the next instruction can be very useful in an embedded system that receives decimal data and must perform some simple processing before displaying or returning it.
- *Decimal Adjust on Subtract.* This instruction is similar to the preceding one except that it applies to subtraction.
- *ASCII Adjust.* These instructions prepare either binary data for conversion to ASCII or ASCII data for conversion to binary. Though Motorola processors also implement these instructions, they are found only in the 80x86 series in our list. Used correctly, they can also do a certain amount of arithmetic.

NUMBERS

Most of the earlier microprocessors—such as the 8080, 8085, Z80, and 8086—as well as microcontrollers like the 8051 were designed with general applications in mind. While the 8051 is billed as a Boolean processor, its general set of instructions makes many functions possible and keeps it very popular today.

All these machines can do arithmetic at one level or another. The 8080, 8085, and Z80 are bit-oriented and don't have hardware multiplies and divides, making them somewhat slower and more difficult to use than those that do. The 8086 and 8051 have hardware multiplies and divides but are terribly slow about it. (The timings for the 8086 instructions were cleaned up considerably in subsequent generations of the 286, 386, and 486.) They added some speed to the floating-point routines and decreased code size.

Until a few years ago, the kind of progress usually seen in these machines was an increase in the size of the data types available and the addition of hardware arithmetic. The 386 and 486 can do some 64-bit arithmetic and have nice shift instructions, *SHLD* and *SHRD*, that will happily shift the bits of the second operand into the first and put the number of bits shifted in a third operand. This is done in a single stroke, with the bits of one operand shifted directly into the other, easing normalization of long integers and making for fast binary multiplies and divides. In recent years we've seen the introduction of microprocessors and microcontrollers that are specially designed to handle floating-point as well as fixed-point arithmetic. These processors have significantly enhanced real-time control applications and digital signal processing in general. One such microprocessor is the TMS34010; a microcontroller with a similar aptitude is the 80C196.

NUMERICAL METHODS

- 1 Kline, Morris. *Mathematics for the Nonmathematician*. New York, NY: Dover Publications, Inc., 1967, Page 72.
- 2 Gellert, W., S. Gottwald, M. Helwich, H. Kastner, and H. Küstner (eds.). *The VNR Concise Encyclopedia of Mathematics*. New York, NY: Van Nostrand Reinhold, 1989, Page 20.
- 3 Knuth, D. E. *Seminumerical Algorithms*. Reading, MA: Addison-Wesley Publishing Co., 1980, Page 180.
- 4 Knuth, D. E. *Seminumerical Algorithms*. Reading, MA: Addison-Wesley Publishing Co., 1981, Pages 1-127.
- 5 Cavanagh, Joseph J. F. *Digital Computer Arithmetic*. New York, NY: McGraw-Hill Book Co., 1984, Page 2.
- 6 Pearson, Carl E. (ed.) *Handbook of Applied Mathematics*. New York, NY: Van Nostrand Reinhold, 1983, Page 1.

Integers

Reducing a problem to the integer level wherever possible is certainly one of the fastest and safest ways to solve it. But integer arithmetic is only a subset of fixed-point arithmetic. Fixed-point arithmetic means that the radix point remains in the same place during all calculations. Integer arithmetic is fixed point arithmetic with the radix point consistently to the right of the LSB. Conversely, fractional arithmetic is simply fixed point with the radix point to the left of the MSB. There are no specific requirements regarding placement of the radix point; it depends entirely on the needs of the operation. Sines and cosines may require no integer at all, while a power-series calculation may require an integer portion. You may wish to use two guard digits during multiplication and division for rounding purposes-it depends on you and the application.

To present algorithms for the four basic operations of mathematics-addition, subtraction, multiplication, and division-this chapter will concentrate on integer-only arithmetic. The operations for fixed-point and integer-only arithmetic are essentially the same; the former simply involves some attention to the placement of the radix point.

This chapter begins with the basic operations and the classic algorithms for them, followed by some more advanced algorithms. The classic algorithms aren't necessarily the fastest, but they are so elegant and reflect the character of the binary numbering system and the nature of arithmetic itself so well that they are worth knowing. Besides, on any binary machine, they'll always work.

Addition and Subtraction

Unsigned Addition and Subtraction

Simply put, addition is the joining of two sets of numbers or *quantities*, into one set. We could also say that when we add we're really incrementing one value, the

NUMERICAL METHODS

augend, by another value, the *addend*. Subtraction is the inverse of addition, with one number being reduced, or *decremented*, by another.

For example, the addition operation

$$\begin{array}{r} +2 \\ 9 \end{array} \quad \text{or} \quad \begin{array}{r} 0111 \\ 0010 \\ \hline 1001 \end{array}$$

might be accomplished on the 8086 with this instruction sequence:

```
mov  al,7
add  al,2
```

In positional arithmetic, each position is evaluated $0 \leq x < \text{base}$, with x being the digit in that position, and any excess is carried up to the next position. If the base is 10, no number greater than nine can exist in any position; if an operation results in a value greater than nine, that value is divided by 10, the quotient is carried into the next position, and the remainder is left in the current position.

The same is true of subtraction except that any underflow in an operation results in a borrow from the next higher position, reducing the strength of that position by one. For example:

$$\begin{array}{r} 17 \\ -9 \\ \hline 8 \end{array} \quad \text{or} \quad \begin{array}{r} 1 \quad 0001 \\ \quad 1001 \\ \hline \quad 1000 \end{array}$$

In 8086 assembler, this would be:

```
mov  al,11h
Sub  al,9h
```

On a microprocessor, the carry and borrow use the carry flag. If adding any two unsigned numbers results in a value that cannot be contained within the data type we're using, a carry results (the carry flag is set); otherwise, it is reset. To demonstrate this, let's add two bytes, 7H and 9H:

```

    0111
    +1001
  1  0000 the result
  / the carry

```

This addition was unsigned and produced a result that was too large for the data type. In this case, the overflow was an error because the value represented in the result was not the full result. This phenomenon is useful, however, when performing multiprecision arithmetic (discussed in the next section).

Subtraction will produce a carry on an underflow (in this case, it's known as a *borrow*):

```

  1   0001
    -1001
  0   1000 the result
  / the borrow

```

Processors use the carry flag to reflect both conditions; the trick is to know how they're representing the borrow. On machines such as the 8086, the carry is set for both overflow from addition and underflow from subtraction. On the 80C196, the carry is set on overflow and reset (cleared) on underflow, so it's important to know what each setting means. Besides being set or reset as the result of an arithmetic operation, the carry flag is usually reset by a logical operation and is unaffected by a move.

Because not every problem can be solved with single precision arithmetic, these flags are often used in multiprecision operations.

Multiprecision Arithmetic

Working with large numbers is much the same as working with small numbers. As you saw in the earlier examples, whenever we *ADDED* a pair of numbers the carry flag was set according to whether or not an overflow occurred. All we do to add a very large number is *ADD* the least significant component and then *ADD* each subsequent

NUMERICAL METHODS

component with the carry resulting from the previous addition.

Let's say we want to add two doubleword values, 99999999H and 15324567H. The sequence looks like this:

```
mov dx,9999h
mov ax,9999h
add ax,4567h
adc dx,1532h
```

DX now contains the most significant word of the result, and AX contains the least. A 64-bit addition is done as follows.

add64: Algorithm

1. A pointer is passed to the result of the addition.
2. The least significant words of *addend0* are loaded into AX:DX.
3. The least significant words of *addend1* are added to these registers, least significant word first, using the *ADD* instruction. The next more significant word uses the *ADC* instruction.
4. The result of this addition is written to result.
5. The upper words of *addend0* are loaded into AX:DX.
6. The upper words of *addend1* are added to the upper words of *addend0* using the *ADC* instruction. (Note that the *MOV* instructions don't change the flags.)
7. The result of this addition is written to the upper words of result.

add64: Listing

```
, *****
;add64 - adds two fixed-point numbers
;the arguments are passed on the stack along with a pointer to storage for the
result
add64 proc uses ax dx es di, addend0:qword, addend1:qword, result:word
    mov     di, word ptr result
    mov     ax, word ptr addend0[0]      ; ax = low word, addend0
    mov     dx, word ptr addend0[2]      ; dx = high word, addend0
    add     ax, word ptr addend1[0]      ; add low word, addend1
    adc     dx, word ptr addend1[2]      ; add high word, addend1
    mov     word ptr [di], ax
    mov     word ptr [di][2], dx
```

INTEGERS

```
mov     ax, word ptr addend0[4]      ; ax = low word, addend0
mov     dx, word ptr addend0[6]      ; dx = high word, addend0
adc     ax, word ptr addendl[4]      ; add low word, addendl
adc     dx, word ptr addendl[6]      ; add high word, addendl
mov     word ptr [di][4], ax
mov     word ptr [di][6], dx
ret
add64 endp
```

This example only covered 64 bits, but you can see how it might be expanded to deal with operands of any size. Although the word size and mnemonics vary from machine to machine, the concept remains the same.

You can perform multiprecision subtraction in a similar fashion. In fact, all you need to do is duplicate the code above, changing only the add-with-carry (*ADC*) instruction to subtract-with-borrow (*SBB*). Remember, not all processors (the 8048 and 8051, for instance) have a simple subtract instruction; in case of the 8051, you must clear the carry before the first subtraction to simulate the *SUB*. With the 8048 you must have two's complement the subtrahend and *ADD*.

sub64: Algorithm

1. A pointer is passed to the result of the subtraction.
2. The least significant words of *sub0* are loaded into AX:DX.
3. The least significant words of *sub1* are subtracted from these registers, least significant word first, using the *SUB* instructions with the next most significant word using the *SBB* instruction.
4. The result of this subtraction is written to result.
5. The upper words of *sub0* are loaded into AX:DX
6. The upper words of *sub1* are subtracted from the upper words of *sub0* using the *SBB* instruction. (Note that the *MOV* instructions don't change the flags.)
7. The result of this subtraction is written to the upper words of result.

sub64: Listing

```
;*****
;sub64
;arguments passed on the stack, pointer returned to result
```

NUMERICAL METHODS

```
sub64 proc uses dx es di,
        sub0:qword, sub1:qword, result:word
    mov     di, word ptr result
    mov     ax, word ptr sub0[0]           ; ax = low word, sub0
    mov     dx, word ptr sub0[2]           ; dx = high word, sub0
    sub     ax, word ptr sub1[0]           ; subtract low word, sub1
    sbb     dx, word ptr sub1[2]           ; subtract high word, sub1
    mov     word ptr [di][0],ax
    mov     word ptr [di][2],dx
    mov     ax, word ptr sub0[4]           ; ax = low word, sub0
    mov     dx, word ptr sub0[6]           ; dx = high word, sub0
    sbb     ax, word ptr sub1[4]           ; subtract low word, sub1
    sbb     dx, word ptr sub1[6]           ; subtract high word, sub1
    mov     word ptr [di][4],ax
    mov     word ptr [di][6],dx
    ret
sub64 endp
```

For examples of multiprecision addition and subtraction using other processors, see the SAMPLES. module included on the disk.

Signed Addition and Subtraction

We perform signed addition and subtraction on a microcomputer much as we perform their unsigned equivalents. The primary difference (and complication) arises from the MSB, which is the sign bit (zero for positive and one for negative). Most processors perform signed arithmetic in two's complement, the method we'll use in this discussion. The two operations of addition and subtraction are closely related; each can be performed using the logic of the other. For example, subtraction can be performed identically to addition if the subtrahend is two's-complemented before the operation. On the 8048, in fact, it must be done that way due to the absence of a subtraction instruction.

$$15 - 7 = 15 + (-7) = 8$$

$$0fH - 7H = 0fh + 0f9H = 8H$$

These operations are accomplished on a microprocessor much as we performed them in school using a pencil and paper.

INTEGERS

One aspect of using signed arithmetic is that the range of values that can be expressed in each data type is limited. In two's-complement representation, the range is -2^{n-1} to $2^{n-1}-1$. Use signed arithmetic carefully; ordinary arithmetic processes can result in a sign reversal that invalidates the operation.

Overflow occurs in signed arithmetic when the destination data type is too small to hold the result of a signed operation—that is, a bit is carried into the MSB (the sign bit) during addition and is not propagated through to the carry, or a borrow was made from the MSB during subtraction and is not propagated through to the carry. If either event occurs, the carry flag may not be set correctly because the carry that did occur may not propagate through the sign bit into the carry flag.

Adding 60H and 50H in an eight-bit accumulator results in b0H, a negative number in signed notation even though the original operands were positive. Guard against such overflows when using signed arithmetic.

This is where the overflow flag comes in. Simply put, the overflow flag is used to indicate that the result of a signed arithmetic operation is too large or too small for the destination operand. It is set after two numbers of like sign are added or subtracted if the sign of the result changes or if the carry into the MSB of an operand and the carry out don't match.

When we added 96D (60H) and 80D (50H), we got an overflow into the sign bit but left the carry flag clear:

```
01010000B (+50H)
+01100000B (+60H)
10110000B (b0H, or -80D)
```

The result was a specious negative number. In this case, the overflow flag is set for two reasons: because we're adding two numbers of like sign with a subsequent change in the sign of the result and because the carry into the sign bit and the carry out don't match.

To guard against accidental overflows in addition and subtraction, test the overflow flag at the end of each operation.

Assume a 32-bit signed addition in 8086 assembler. The code might look like this:

NUMERICAL METHODS

```
signed_add:
    mov     ax, word ptr summend1    ;first load one summend
                                           ;into dx:ax
    mov     dx, word ptr summend1[2]
    add     ax, word ptr summend      ;add the two, using the carry flag
    add     dx, word ptr summend2[2]  ;to propagate any carry
    jo      bogus_result             ;out of the lower word;
                                           ;check for a valid result

good-result:
```

When writing math routines, be sure to allocate enough storage for the largest possible result; otherwise, overflows during signed operations are inevitable.

Decimal Addition and Subtraction

Four bits are needed to represent the decimal numbers zero through nine. If the microcomputer we're using has a base 10 architecture rather than one based on binary, we could increment the value 1001 (9D) and get 0 (0D) or decrement 0 and get 1001. We could then add and subtract decimal numbers on our machine and get valid results. Unfortunately, most of the processors in use are base 2, so when we increment 1001 (9D) we get 1010 (0AH). This makes performing decimal arithmetic directly on a microcomputer difficult and awkward.

In *packed* binary coded decimal, a digit is stored in each nibble of a byte (as opposed to *unpacked*, in which a byte holds only one digit). Whenever addition or subtraction on packed BCD results in a digit outside the range of normal decimal arithmetic (that is, greater than nine or less than zero), a special flag known as the *auxiliary carry* is set. This indicates that an overflow or underflow has resulted during a particular operation that needs correction. This is analogous to the carry bit being set whenever an overflow occurs. On the 80x86, this flag, in association with the appropriate instruction—*DAA* for addition and *DAS* for subtraction—will produce a decimally correct result on the lower byte of the AX register. Unfortunately, these instructions only work eight bits at a time and even then in only one register, with the operands moved into and out of AL to perform a calculation of any length. As limited as this is, the instructions do allow you to perform a certain amount of decimal arithmetic on a binary machine without converting to binary.

INTEGERS

When decimal addition is performed, each addition should be followed by a *DAA* or its equivalent. This instruction forces the CPU to add six to a BCD digit if it is outside the range, zero through nine, or if there has been a carry from the digit. It then passes the resulting carry into the next higher position. This adjusts for decimal overflows and allows normal decimal addition to be performed correctly in a packed format.

As an example, if we add 57D and 25D on a binary machine without converting to binary, we might first store the two values in registers in the following packed format:

```
A = 01010111B(57H)
B = 00100101B(25H)
```

We follow this with an *ADD* instruction (note that the carry is ignored here):

```
add    a,b
```

with the result placed in A:

```
A = 1111100B (7cH)
```

Because a decimal overflow occurred in the first nibble (1100B = 12D), the auxiliary carry flag is set. Now when the *DAA* instruction is executed, a six is added to this nibble and the carry propagated into the next higher nibble:

```
1100B
0110B
10010B
```

This leaves a two as the least significant digit with a carry into the next higher position, which is the same as adding a one to that digit:

```
0111 (7H)
0001 (1H)
1000 (8H)
```


NUMERICAL METHODS

The final result is 10000010B (82H).

This mechanism is widely implemented on both microprocessors and microcontrollers, such as the 8048, 8051, Z80, 80x86, and 80376. Unfortunately, neither the decimal adjust nor the auxiliary carry flag exists on the 80C196 or the TMS34010.

The *DAA* will work with decimal additions but not with decimal subtractions. Machines such as the Z80 and 80x86 make up for this with additional hardware to support subtraction. The Z80 uses the N and H flags along with *DAA*, while the 80x86 provides the *DAS* instruction.

The 8086 series and the 68000 series of microprocessors provide additional support for ASCII strings. On the 8086, these instructions are *AAM*, *AAS*, *AAA*, and *AAD* (see Chapter 5 for examples and greater detail). Since they do offer some arithmetic help, let's take a brief look at them now.¹

- *AAA* adjusts the result of an addition to a single decimal digit (a value from zero through nine). The sum must be in *AL*; if the result is greater than nine, *AH* is incremented. This instruction is used primarily for creating ASCII strings.
- *AAD* converts unpacked BCD digits in *AH* and *AL* to a binary number in *AX*. This instruction is also used to convert ASCII strings.
- *AAM* converts a number less than 100 in *AL* to an unpacked BCD number in *AX*, the high byte in *AH*, and the low byte in *AL*.
- *AAS*, similar to *AAA*, adjusts the result of a subtraction to a single decimal digit (a value from zero through nine).

Multiplication and Division

This group comprises what are known as “arithmetic operations of the second kind,” multiplication being iterative addition and division being iterative subtraction. In the sections that follow, you'll see several algorithms for each operation, starting with the classic methods for each.

The classic algorithms, which are based on iterative addition or subtraction, may or may not be the fastest way to execute a particular operation on your target machine.

INTEGERS

Though error checking must always be done for correct results, the errors that occur with these routines don't have the same impact on the processor state as those involving hardware instructions. What's more, these algorithms work in any binary environment because they deal with the most fundamental elements of the machine. They often provide fast, economical solutions to specialized situations that might prove awkward or slow with hardware instructions (see the *multen* routine in FXMATH.ASM). Along with the classic algorithms, there will be examples of enhancements to these routines and some algorithms that work best in silicon; nonetheless, they're based on arithmetic viewpoints that you may find interesting.

Signed vs. Unsigned

Without special handling, multiplication or division of signed numbers won't always result in correct answers, even if the operands themselves are sign-extended.

In multiplication, a problem arises in that the number of bits in the result of the multiplication is equal to, at a minimum, the number of bits in the largest operand (if neither operand is zero) and, at a maximum, the sum of bits in both operands (if each operand is equal to or greater than 2^{n-1} , where n is the size of the data type). It is usually wise to provide a result data type equal in size to the number of bits in the multiplicand plus the number of bits in the multiplier, or twice the number of bits in the largest operand. For a signed operation, this can mean the result may not have the sign required by the operands. For example, multiplying the two unsigned integers, ffH(255D) and ffH(255D), produces fe0IH(65025D), which is correct. If, however, two numbers are signed, ffH(-1D) and ffH(-1D), the correct result is 1H(1D), not fe0IH(-511D). Further, an ordinary integer multiply knows nothing about sign extension, multiplying ffH(-1D) by 1H(1D) produces ffH(255D) in a 16-bit data type.

Similar problems occur in division. Unlike multiplication, the results of a divide require the difference in the number of bits in the operands. That means two 8-bit operands could require as little as one bit to represent the result of the division, or as many as eight. With division, it is wise to allot storage equal to the size of the dividend to account for any solution. With this in mind, dividing the two signed 8-bit operands, ffH(-1D) by 1H(1D), is no problem-in this case the result is ffH(-1D). But if the

NUMERICAL METHODS

divisor is any larger, the result is incorrect— $FFH/5H = 33H$, when the correct answer is $0H$.

Many processors offer a signed version of their multiply and divide instructions. On the 8086, those instructions are *IMUL* and *IDIV*. To use them on single-precision operands, be sure both operands are signed and the (byte) word sizes are compatible so the result won't overflow. If you attempt to multiply a signed word operand by an unsigned word operand greater than $7fffH$, your result will be in error. Be careful; this problem can go undetected for a long time.

In multiprecision multiplication, the use of *IMUL* and *IDIV* is often impractical, because the operation treats the large numbers as polynomials, breaking them apart into smaller units, or coefficients. These instructions handle all numbers as signed with 2^{n-1} significant bits, where n is the size of the data type. This inevitably produces an incorrect result because the instructions can only handle word operands in the range $-32,768$ to $32,767$ and byte operands ranging from -128 to 127 , with the MSB of each word or byte treated as a sign bit. Multiplying the numbers $1283H$ and $1234H$ will result in one subproduct that is out of range and an incorrect product because any of the submultiplies that involve $83H$ will incorrectly interpret it as a signed number.

A foolproof way to work with signed multiplies and divides, either single- or multiprecision, is to check the operands for a sign before the multiply or divide. You then handle the operation as unsigned by two's-complementing any negative operands. If necessary, the result can be two's-complemented at the end of the procedure. The algorithm is shown in pseudocode, and the code fragment is an example of how it might be implemented.

sign_operation: Algorithm

1. Declare and clear a byte variable, *sign*.
2. Check the sign of the first operand to see if it's negative.
 - If not, go to step 3.
 - If so, complement *sign*, then complement the operand.
3. Check the sign of the second operand to see if it's negative.
 - If not, go to step 4.
 - If so, complement *sign*, then complement the operand.

INTEGERS

4. Perform the multiply or divide.
5. Check ign.
If it's zero, you're done.
If it's -1 (0ffH), two's-complement the result and go home.

signed-operation: Listing

```
*****
signed-operation proc operand0:dword, operand1:dword, result:word
    local    sign:byte
    mov     ax, word ptr operand0[2]
    or      =, ax
    jns     check-second           ;if not sign, it is positive
    not     byte ptr sign
    not     word ptr operand0[2]   ;two's complement of operand
    neg     word ptr operand0
    jc     check-second
    add     word ptr operand0[2],1

check-second:
    mov     ax, word ptr operand1[2]
    or      ax, ax
    jns     done-with-check
    not     byte ptr sign
    not     word ptr operand1[2]
    neg     word ptr operand1
    jc     done_with_check
    add     word ptr operand1[2],1
done_with_check:

;perform operation here

on_the_way_out:
    mov     al, byte ptr sign
    or      al, al
    jns     all-done
    mov     si, word ptr result
    not     word ptr si[6]
```

NUMERICAL METHODS

```
not        word ptr si[4]
not        word ptr si[2]
neg        word ptr si[0]
jc         all_done
add        word ptr si[2], 1
adc        word ptr si[4], 0
adc        word ptr si[6], 0
all_done:
```

Adding this technique to one of those described below will make it a signed process.

Binary Multiplication

Multiplication in a binary system may generally be represented as the multiplication of polynomials, with the algorithm handling each bit, byte, or word as a coefficient of the power of the bits position or the least significant position within that word or byte:

$$\begin{array}{r} a_n * 2^n + \dots + a_1 * 2^1 + a_0 * 2^0 \\ * \quad b_n * 2^n + \dots + b_1 * 2^1 + b_0 * 2^0 \\ \hline b_n * (a) * 2^n + \dots + b_1 * (a) * 2^1 + b_0 * (a) * 2^0 \end{array}$$

where n = the bit position. It is the same for bytes and words except that n is then the power of the least significant bit within the word or byte:

$$12345678H = 1234H * 16^4 + 5678H * 16^0 = 1234H * 2^{16} + 5678H * 2^0$$

In the following example involving the multiplication of two 4-bit quantities, you may recognize the pencil-and-paper method you learned in school:

Step 1:

$$\begin{array}{r} a_3x^3 + a_2x^2 + a_1x + a_0 \\ * \quad b_3x^3 + b_2x^2 + b_1x + b_0 \\ \hline b_0 * a_3 + b_0 * a_2 + b_0 * a_1 + b_0 * a_0 \end{array}$$

INTEGERS

Step 2:

$$\begin{array}{r}
 a_3x^{23} + a_2x^{22} + a_1x^{21} + a_0x^{20} \\
 * \\
 b_3x^{23} + b_2x^{22} + b_1x^{21} + b_0x^{20} \\
 \hline
 b_0 * a_3 + b_0 * a_2 + b_0 * a_1 + b_0 * a_0 \\
 b_1 * a_3 + b_1 * a_2 + b_1 * a_1 + b_1 * a_0
 \end{array}$$

Step 3:

$$\begin{array}{r}
 a_3x^{23} + a_2x^{22} + a_1x^{21} + a_0x^{20} \\
 * \\
 b_3x^{23} + b_2x^{22} + b_1x^{21} + b_0x^{20} \\
 \hline
 b_0 * a_3 + b_0 * a_2 + b_0 * a_1 + b_0 * a_0 \\
 b_1 * a_3 + b_1 * a_2 + b_1 * a_1 + b_1 * a_0 \\
 b_2 * a_3 + b_2 * a_2 + b_2 * a_1 + b_2 * a_0
 \end{array}$$

Step 4:

$$\begin{array}{r}
 a_3x^{23} + a_2x^{22} + a_1x^{21} + a_0x^{20} \\
 * \\
 b_3x^{23} + b_2x^{22} + b_1x^{21} + b_0x^{20} \\
 \hline
 b_0 * a_3 + b_0 * a_2 + b_0 * a_1 + b_0 * a_0 \\
 b_1 * a_3 + b_1 * a_2 + b_1 * a_1 + b_1 * a_0 \\
 b_2 * a_3 + b_2 * a_2 + b_2 * a_1 + b_2 * a_0 \\
 b_3 * a_3 + b_3 * a_2 + b_3 * a_1 + b_3 * a_0 \\
 \hline
 b_3 * a_3 + (b_2 * a_3) + (b_3 * a_2) + (b_0 * a_1) + (b_0 * a_1) + (b_1 * a_0) + b_0 * a_0
 \end{array}$$

An example of this in a four-bit multiply could be shown as:

$$\begin{array}{r}
 1100=12D \\
 * 1101=13D \\
 \hline
 1100 \\
 0000 \\
 1100 \\
 1100 \\
 \hline
 10011100=156
 \end{array}$$

This is also how the basic shift-and-add algorithm for microprocessors is written. This procedure is taken directly from the positional number theory, which simply states that the value of a bit or integer within a number depends on its position. Thus, each pass through the algorithm shifts both the multiplier and the multiplicand through their corresponding positions, adding the multiplicand to the result if the multiplier has a one in the i th position. (The right shift is arithmetic; that is, a zero is shifted into the MSB.) As with the pencil-and-paper method, the multiplicand is rotated left and the multiplier is rotated right.

To demonstrate, let's multiply two numbers, 1100 (12D) and 1101 (13D). We

NUMERICAL METHODS

must first designate one as the multiplicand and the other as the multiplier and set up registers to hold them. We also need a loop counter to indicate when we have passed through all the bit positions of the multiplier. We can call this variable *cntr* (counter) and a variable to hold the product *prdct*. We'll call 1100 (the multiplicand) *mltpnd* and 1101 (the multiplier) *mltpr*. In the following example, the values in parentheses are all decimal:

0. *mltpnd* = 1100 (12)
mltpr = 1101 (13)
cntr = 100 (4)
prdct = 0

Then, with each pass through the algorithm, the results are:

1. *mltpnd* = 11000 (24)
mltpr = 0110 (6)
cntr = 011 (3)
prdct = 1100 (12)
2. *mltpnd* = 110000 (48)
mltpr = 0011 (3)
cntr = 010 (2)
prdct = 1100 (12)
3. *mltpnd* = 1100000 (96)
mltpr = 0001 (1)
cntr = 1 (1)
prdct = 111100 (60)
4. *mltpnd* = 11000000 (192)
mltpr = 0000 (0)
cntr = 00 (0)
prdct = 10011100 (156)

INTEGERS

The following routine is based on this algorithm but expects 32-bit operands.

cmul: Algorithm

1. Allocate enough space to store *multiplicand* and allow for 32 left shifts, set the variable *numbits* to 32, and see that the registers where product is formed contain zeros. (Be certain to provide enough storage for the output, at most $Product_bits = Multiplicand_bits + Multiplier_bits$. Here, $4\ Multiplicand_bits + 4\ Multiplier_bits = 8\ Product\ bits$.)
2. Shift *multiplier* right one position and check for a carry.
If there is not a carry, go to step 3.
If there is, add the current value in *mltpcnd* to the product registers.
3. Shift *mltpcnd* left one position and decrement the counter variable *numbits*. Test *numbits* for zero.
If it's zero, go to step 4.
If not, return to step 2.
4. Write the product registers to *product* and go home.

cmul: Listing

```
; *****  
; classic multiply  
  
;  
  
cmul proc uses bx cx dx si di, multiplicand:dword, multiplier:dword,  
product:word  
    local          numbits:byte, mltpcnd:qword  
    pushf  
    cld  
    sub           ax, ax  
    lea          s1, word ptr multiplicand  
    lea          di, word ptr mltpcnd  
    mov          cx, 2  
rep  movsw  
    stosw  
    stosw                    ;clear upper words  
    mov          bx, ax        ;clear register to be used to form product  
    mov          cx, ax  
    mov          dx, ax  
    byte ptr numbits, 32
```


NUMERICAL METHODS

```
test-multiplier:
    shr     word ptr multiplier[2], 1
    rcr     word ptr multiplier, 1
    jnc     decrement_counter
    add     ax, word ptr mltpcnd
    adc     bx, word ptr mltpcnd[2]
    adc     cx, word ptr mltpcnd[4]
    adc     dx, word ptr mltpcnd[6]
decrement_counter:
    shl     word ptr mltpcnd, 1
    rcl     word ptr mltpcnd[2], 1
    rcl     word ptr mltpcnd[4], 1
    rcl     word ptr mltpcnd[6], 1
    dec     byte ptr numbits
    jnz     test-multiplier
exit:
    mov     di, word ptr product
    mov     word ptr [di], ax
    mov     word ptr [di][2], bx
    mov     word ptr [di][4], cx
    mov     word ptr [di][6], dx
    popf
    ret
cmul     endp
```

One possible variation of this example is to employ the “early-out” method. This technique doesn’t use a counter to track the multiply but checks the multiplier for zero each time through the loop. If it’s zero, you’re done. For examples of early-out termination, see the routines in the section “Skipping Ones and Zeros” and others in FXMATH.ASM included on the accompanying disk.

A Faster Shift and Add

The same operation can be performed faster and in a smaller space. For one thing, the shifts being done on the multiplicand and multiplier result in unnecessary double-precision additions. Eliminating any unnecessary additions saves time and space. Arranging any shifts so that they are all in the same direction, means fewer registers or memory variables.

As you may recall, positional notation lends itself quite nicely to polynomial

INTEGERS

interpretation. Using a binary byte as an example, let's say we have two numbers, a and b :

$$a_3 \cdot 2^3 + a_2 \cdot 2^2 + a_1 \cdot 2^1 + a_0 \cdot 2^0 = a$$

and

$$b_3 \cdot 2^3 + b_2 \cdot 2^2 + b_1 \cdot 2^1 + b_0 \cdot 2^0 = b$$

When we multiply them, we get:

$$\begin{aligned} & b_3 \cdot (a_3 \cdot 2^3 + a_2 \cdot 2^2 + a_1 \cdot 2^1 + a_0 \cdot 2^0) \cdot 2^3 + b_2 \cdot (a_3 \cdot 2^3 + a_2 \cdot 2^2 + a_1 \cdot 2^1 + a_0 \cdot 2^0) \cdot 2^2 + \\ & b_1 \cdot (a_3 \cdot 2^3 + a_2 \cdot 2^2 + a_1 \cdot 2^1 + a_0 \cdot 2^0) \cdot 2^1 + b_0 \cdot (a_3 \cdot 2^3 + a_2 \cdot 2^2 + a_1 \cdot 2^1 + a_0 \cdot 2^0) \cdot 2^0 = a \cdot b \end{aligned}$$

Assuming an initial division by 2^4 produces a fraction:

$$a \cdot b = [b_3 \cdot (a \cdot 2^{-1}) + b_2 \cdot (a \cdot 2^{-2}) + b_1 \cdot (a \cdot 2^{-3}) + b_0 \cdot (a \cdot 2^{-4})] \cdot 10000H$$

Now we can arrive at the same result as in the previous shift-and-add operation using only right shifts.

In *cmul2*, we'll be using the multiplicand as the product as well. Since the data type is a quadword, the initial division must be by 2^4 . Storing the multiplicand in the product variable and concatenating this variable with the internal registers allows us eight words, enough for the largest possible product of two quadwords. As the multiplicand is shifted right and out, the lower bytes of the product are shifted in. This way, we can use one less register (or memory location).

***cmul2*: Algorithm**

1. Move the multiplicand into the lowest four words of the product and load the shift counter (*numbits*) with 64. Clear registers AX, BX, CX, and DX to hold the upper words of the product.
2. Check bit 0 of the multiplicand.

NUMERICAL METHODS

- If it's one, go to step 3.
- Shift the product and multiplicand right one bit.
- Decrement the counter.
- If it's not zero, return to the beginning of step 2.
- If it's zero, we're done.
- 3. Add the multiplier to the product.
- Shift the product and the multiplicand right one bit.
- Decrement the counter.
- If it's not zero, return to step 2.
- If it's zero, we're done.

cmul2: Listing

```
; *****  
;  
; A faster shift and add. Multiply one quadword by another,  
; passed on the stack, pointers returned to the results.  
; Composed of shift and add instructions.  
cmul2 proc uses bx cx dx si di, multiplicand:qword, multiplier:qword,  
product:word  
    local          numbits:byte  
    pushf  
    cld  
    sub            ax, ax  
    mov            di, word ptr product  
    lea            si, word ptr multiplicand      ;write the multiplicand  
                                                    ;to the product  
  
    mov            cx, 4  
rep    mov         sw  
    sub            di, 8                          ;point to base of product  
    lea            si, word ptr multiplier        ;number of bits  
    mov            byte ptr numbits, 40h  
    sub            ax, ax  
    mov            bx, ax  
    mov            cx, ax  
    mov            dx, ax  
test_for_zero:  
    test           word ptr [di], 1               ;test the multiplicand for a  
                                                    ;one in the LSB  
    jne            add_multiplier                 ;makes the jump if the
```

INTEGERS

```
                                ;LSB is a one
                                short shift
add multiplier
    jmp                short shift
    add                ax, word ptr [si]                ;add the multplier to
                                                ;subproduct
    adc                bx, word ptr [si][2]
    adc                cx, word ptr [si][4]
    adc                dx, word ptr [si][6]
shift:
    shr                dx, 1                            ;shift it into the lower
                                                ;bytes of the product
    rcr                cx, 1
    rcr                bx, 1
    rcr                ax, 1
    rcr                word ptr [di][6], 1
    rcr                word ptr [di][4], 1
    rcr                word ptr [di][2], 1
    rcr                word ptr [di][0], 1
    dec                byte ptr numbits
    jz                 exit
    jmp                short test_for_zero
exit:
    mov                word ptr [di][8], ax            ;move the upper byte of
                                                ;the product
    mov                word ptr [di][10], bx
    mov                word ptr [di][12], cx
    mov                word ptr [di][14], dx
    popf
    ret
cmul    endp
```

For an example of a routine written for the Z80 and employing this technique, see the SAMPLES. module on the accompanying disk.

Skipping Ones and Zeros

Anyone who has ever struggled with time-critical code on a bit-oriented machine has probably tried to find a way to lump the groups of ones and zeros in multipliers and multiplicands into one add or shift. A number of methods involve skipping over series of ones and zeros; we'll look at two such procedures. Their efficiency depends on the hardware involved: On machines that provide a sticky bit, such as the 80C196,

NUMERICAL METHODS

these routines can provide the most improvement. Unfortunately, the processors that provide that bit also normally have a hardware multiply.

The first technique we'll look at is the Booth algorithm which finds its way around ones and zeros by restating the multiplier.² Suppose we want to multiply 1234H by 0fff0H. Studying the multiplier, we find that 0fff0H is equal to 10000H -10H. A long series of rotates and additions can thus be replaced by one subtraction and one addition—that is, subtract 10H x 1234H from the product, then add 10000H x 1234H to the product. The drawback is that the time it takes to execute this operation depends on the data. If the worst-case condition arises—a multiplier with alternating ones and zeros—the procedure can take longer than a standard shift and add.

The trick here is to scan the multiplier looking for changes from ones to zeros and zeros to ones. The way this is done depends on the programmer and the MPU selected. The following table presents the possible combinations of bits examined and the actions taken.

Bit	0	Carry	Action*
	0	0	No action
	0	1	Add the current state of the multiplicand
	1	0	Subtract the current state of the multiplicand
	1	1	No action

* This chart assumes that the multiplicand has been rotated along with the multiplier as it is being scanned.

Remember that as the multiplier is scanned from position 0 through position n , the multiplicand must also be shifted (multiplied) through these positions.

In its simplest form, the Booth algorithm may be implemented similarly to the shift and add above except that bit 0 of the multiplier is checked along with the carry to determine the appropriate action. As you can see from the table, if you're in the middle of a stream of zeros or ones, you do nothing but shift the multiplier and multiplicand. Depending on the size of the operands involved and the instruction set, it may be faster simply to increment a counter for a multibit shift when the time comes.

The coding for this algorithm is heavily dependent on the device (instruction

INTEGERS

set), but one possible scheme is as follows.

booth: Algorithm

1. Allocate space for the multiplicand and 32 shifts. Clear the carry and the registers used to form the product.
2. Jump to step 6 if the carry bit is set.
3. Test the 0th bit. If it's not set, jump to step 5.
4. Subtract mltpcnd from the registers used to form the product.
5. Shift mltpcnd left one position.
Check multiplier to see if it's zero. If so, go to step 8.
Shift multiplier right one position, shifting the LSB into the carry, and jump to step 2.
6. Test the 0th bit. If it's set, jump to step 5.
7. Add mltpcnd to the product registers and jump to step 5.
8. Write the product registers to product and go home.

booth: Listing

```
; *****  
; booth  
; unsigned multiplication algorithm  
; 16 X 16 multiply  
  
booth proc uses bx cx dx, multiplicand:dword, multiplier:dword, product:word  
    local      mltpcnd:qword  
    pushf  
    cld  
    sub        ax, ax  
    lea        si, word ptr multiplicand  
    lea        di, word ptr mltpcnd  
    mov        cx, 2  
rep    mov     sw  
    stosw  
    stosw                                ;clear upper words  
    mov        bx, ax  
    mov        cx, ax  
    mov        dx, ax  
    clc  
check_carry:
```

NUMERICAL METHODS

```
        jc          carry_set
        test       word ptr multiplier, 1      ;test bit 0
        jz          shift_multiplicand
sub_multiplicand:
        sub       ax, word ptr mltpcnd
        sbb       bx, word ptr mltpcnd[2]
        sbb       cx, word ptr mltpcnd[4]
        sbb       dx, word ptr mltpcnd[6]
shift_multiplicand:
        shl       word ptr mltpcnd, 1
        rcl       word ptr mltpcnd[2], 1
        rcl       word ptr mltpcnd[4], 1
        rcl       word ptr mltpcnd[6], 1
        or        word ptr multiplier[2], 0    ;early-out mechanism
        jnz       shift_multiplier
        or        word ptr multiplier, 0
        jnz       shift_multiplier
        jw        short exit
shift_multiplier:
        shr       word ptr multiplier[2], 1    ;shift multiplier
        rcr       word ptr multiplier, 1
        jmp       short check_carry
exit:
        mov       di, word ptr product
        mov       word ptr [di], ax
        mov       word ptr [di+2], bx
        mov       word ptr [di+4], cx
        mov       word ptr [di+6], dx
        popf
        ret
carry-set:
        test       word ptr multiplier, 1      ;test bit 0
        jnz       shift_multiplicand
add_multiplicand:
        add       ax, word ptr mltpcnd
        adc       bx, word ptr mltpcnd[2]
        adc       cx, word ptr mltpcnd[4]
        adc       dx, word ptr mltpcnd[6]
        jmp       short shift_multiplicand
booth endp
```

A corollary to the Booth algorithm is bit pair encoding. The multiplier is scanned, as in the Booth algorithm, but this time three bits are considered at once (see

INTEGERS

the following chart). This method is attractive because it guarantees that half as many partial products will be required as with the shift and add to produce the result.

Bit n+1	Bit n	Bit n-1	Action*
0	0	0	No action
0	0	1	Add the current state of the multiplicand
0	1	0	Add the current state of the multiplicand
0	1	1	Add twice the current state of the multiplicand
1	0	0	Subtract twice the current state of the multiplicand
1	0	1	Subtract the current state of the multiplicand
1	1	0	Subtract the current state of the multiplicand
1	1	1	No action

* This chart assumes that the multiplicand has been shifted along with the multiplier scanning.

The multiplier is examined two bits at a time relative to the high-order bit of the next lower pair (bit *n-1* in the table). First, the multiplier is understood to have a phantom zero to the right of bits 0 and 1; These bits are analyzed accordingly. Second, a phantom zero can be assumed to the left of the multiplier for the purpose of filling out the table. For example, the number 21H would be viewed as:

$$\begin{array}{ccccccc}
 & 2^5 & 2^4 & 2^3 & 2^2 & 2^1 & 2^0 \\
 \underline{0} & 1 & 0 & 0 & 0 & 0 & 1 & \underline{0}
 \end{array}$$

The basic approach to implementing this routine is similar to the Booth algorithm.

bit_pair: Algorithm

1. Allocate space to hold the multiplicand plus 32 bits for shifting. Clear the carry and the registers to be used to form the product.
2. If the carry bit is set, jump to step 8.
3. Test the 0th bit. If it's clear, jump to step 5.

NUMERICAL METHODS

4. Test bit 1.
If it's set, subtract *mltpcnd* from the product registers and continue with step 7.
Otherwise, add *mltpcnd* to the product registers and go to step 7.
5. Test bit 1.
If it's set, jump to step 6.
Otherwise, continue from step 7.
6. Subtract twice *mltpcnd* from the product registers.
7. Shift *mltpcnd* left two positions.
Check *multiplier* to see if it's zero. If so, continue at step 13.
Shift *multiplier* two positions to the right and into the carry.
Jump to step 2.
8. Test the 0th bit.
If it's set, jump to step 11.
Otherwise, go to step 12.
9. Add the current value of *mltpcnd* to the product registers.
10. Add the current value of *mltpcnd* to the product registers and continue with step 7.
11. Test bit 1.
If it's set, jump to step 7.
Otherwise, add twice *mltpcnd* to the product registers and continue from step 7.
12. Test bit 1.
If it's set, subtract *mltpcnd* from the product registers and continue with step 7.
Otherwise, add *mltpcnd* to the product registers and go to step 7.
13. Write the product registers to *product* and go home.

bit_pair: Listing

```
; *****  
  
; bit pair encoding  
;  
;  
;  
bit_pair proc uses bx cx dx, multiplicand:dword, multiplier:dword, product:word
```

INTEGERS

```
        local      mltpcnd:qword
        pushf
        cld
        sub        ax, ax
        lea        si, word ptr multiplicand
        lea        di, word ptr mltpcnd
        mov        cx, 2
rep     movsw
        stosw
        stosw                                ;clear upper words
        mov        bx, ax
        mov        cx, ax
        mov        dx, ax
        clc
check   carry:
        jc         carry set                    ;test bit n-1
        test       word ptr multiplier, 1      ;test bit 0
        jz         shiftorsub
        test       word ptr multiplier, 2      ;test bit 1
        jnz        sub multiplicand
        jmp        add multiplicand
shiftorsub:
        test       word ptr multiplier, 2      ;test bit 1
        jz         shift multiplicand
subx2_multiplicand:
        sub        ax, word ptr mltpcnd
        sbb        bx, word ptr mltpcnd[2]
        sbb        cx, word ptr mltpcnd[4]
        sbb        dx, word ptr mltpcnd[6]
sub     multiplicand:
        sub        ax, word ptr mltpcnd
        sbb        bx, word ptr mltpcnd[2]
        sbb        cx, word ptr mltpcnd[4]
        sbb        dx, word ptr mltpcnd[6]
shift  multiplicand:
        shl        word ptr mltpcnd, 1
        rcl        word ptr mltpcnd[2], 1
        rcl        word ptr mltpcnd[4], 1
        rcl        word ptr mltpcnd[6], 1
        shl        word ptr mltpcnd, 1
        rcl        word ptr mltpcnd[2], 1
        rcl        word ptr mltpcnd[4], 1
        rcl        word ptr mltpcnd[6], 1
        or         word ptr multiplier[2], 0    ;early out if multiplier is zero
```

NUMERICAL METHODS

```
        jnz          shift_multiplier
        or           word ptr multiplier, 0
        jnz          shift_multiplier
        jmp          short exit
shift_multiplier:
        shr          word ptr multiplier[2], 1      ; shift multiplier right twice
        rcr          word ptr multiplier, 1
        shr          word ptr multiplier[2], 1
        rcr          word ptr multiplier, 1
        jmp          short check_carry
exit:
        mov          di, word ptr product           ;write product out before leaving
        mov          word ptr [di], ax
        mov          word ptr [di][2], bx
        mov          word ptr [di][4], cx
        mov          word ptr [di][6], dx
        popf
        ret
carry_set:
        test         word ptr multiplier, 1
        jnz          addorsubx2
        jmp          short addorsubx1

addx2_multiplicand:
        add          ax, word ptr mltpcnd           ;cheap in-line multiplier
        adc          bx, word ptr mltpcnd[2]
        adc          cx, word ptr mltpcnd[4]
        adc          dx, word ptr mltpcnd[6]
add-multiplicand:
        add          ax, word ptr mltpcnd
        adc          bx, word ptr mltpcnd[2]
        adc          cx, word ptr mltpcnd[4]
        adc          dx, word ptr mltpcnd[6]
        jmp          short shift_multiplicand
addorsubx2:
        test         word ptr multiplier, 2         ;test bit 1
        jnz          shift-multiplicand
        jmp          short addx2_multiplicand
addorsubx1:
        test         word ptr multiplier, 2         ;test bit 1
        jnz          sub_multiplicand
        jmp          short add_multiplicand
```

```
bit_pair          endp
```

Hardware Multiplication: Single and Multiprecision

If the processor you're using has a hardware multiply, you're in luck. Depending on the size of the operands, it's almost always faster than any of the preceding techniques and can be extended to handle operands of virtually any size. There are exceptions, however; for example, the *MUL* instruction on the 8086 was terribly slow, making it a draw in certain situations. The 80286 was faster in both cycle time and clock speed, and the 80386 was even faster; nevertheless, many examples show that multiplication using the shift and add technique is highly competitive. This is almost never true of multiprecision multiplication, although the double precision shift available on the 80386 and up may be an exception.

In earlier examples involving multiplication, we saw numbers represented as binary polynomials in which each position contained either a zero or a one times base 2 taken to a certain power. To perform that multiplication, we multiplied each bit of the multiplicand by each bit of the multiplier, and summed the subproducts according to their power to form the product (see the section Binary Multiplication). Working with larger numbers is much the same except that the polynomials generally show the operands broken into bytes or words. For example, suppose we needed to multiply two 24-bit quantities, such as 123456H and 654321H. We would want to restate these numbers in terms of a new base, that of our hardware multiply. In this case, we're using an 8086 with a 16-bit multiply, so our base is 2^{16} (10000H). First, 123456H becomes three single-byte quantities:

```
12x10000H1 + 3456x10000H0
```

and 654321H becomes:

```
65x10000H1 + 4321x10000H0
```

To better understand this process, let's relabel each byte. The quantity 123456H can be seen as the sum of 120000H + 3456H, which becomes $a + b$. The quantity

NUMERICAL METHODS

654321H becomes 650000H + 4321H, which then becomes d + e. Now, multiply:

$$\begin{array}{r} d+e \\ \underline{a+b} \\ be \\ bd \\ ae \\ \underline{ad} \end{array}$$

With the original numbers, that calculation is:

$$\begin{array}{r} 650000H + 43218 \\ *120000H + 34568 \\ \hline 0db94116H \\ 14a5ee0000H \\ 4b8520000H \\ 71a0000000H \\ \hline 7336bf94116H \end{array}$$

The direction the multiply takes is not significant; that is, the most significant words could have been multiplied first because the final additions align the results. This technique can be extended as far as needed to produce a result. It's also fast, requiring only a few multiplies and divides.

In *mul32*, we multiply two doubleword numbers and arrive at a quadword result.

mul32: Algorithm

1. Use DI to hold the address of the result, a quadword.
2. Move the most significant word of the multiplicand into AX and multiply by the most significant word of the multiplier. The product of this multiplication is written to *result*.
3. The most significant word of the multiplicand is returned to AX and multiplied by the least significant word of the multiplier. The least significant word of this product is *MOVED* to the second word of *result*, the most significant word of the product is *ADDED* to the third word of *result*, and any carry is propagated to the most significant word by adding-with-carry a zero.
4. The least significant word of the multiplicand is moved to AX and multiplied by the most significant word of the multiplier. The product

INTEGERS

is added to the second word of *result* and added-with-carry to the third word of *result*, with any carry propagated into the most significant word.

5. Finally, the least significant word of the multiplicand is moved into AX and multiplied by the least significant word of the multiplier. The least significant word of this product is moved to the least significant word of *result*, the most significant word of the product is added to the second word of *result*, and any carry is propagated into the third and then the most significant word of *result*.

mu132: Listing

```
;*****  
;mul132 - Multiplies two unsigned fixed-point values. The  
;arguments and a pointer to the result are passed on the stack.  
mul132 proc uses dx di,  
        smultiplicand:dword, smultiplier:dword, result:word  
    mov     di, word ptr result           ;small model pointer is near  
    mov     ax, word ptr smultiplicand[2] ;multiply multiplicand high  
    mul     word ptr smultiplier[2]       ;word by multiplier high word  
    mov     word ptr [di][4], ax  
    mov     word ptr [di][6], dx  
    mov     ax, word ptr smultiplicand[2] ;multiply multiplicand high  
    mul     word ptr smultiplier[0]       ;word by multiplier low word  
    mov     word ptr [di][2], ax  
    add     word ptr [di][4], dx  
    adc     word ptr [di][6], 0           ;add any remnant carry  
    mov     ax, word ptr smultiplicand[0] ;multiply multiplicand low  
    mul     word ptr smultiplier[2]       ;word by multiplier high word  
    add     word ptr [di][2], ax  
    adc     word ptr [di][4], dx  
    adc     word ptr [di][6], 0           ;add any remnant carry  
    mov     ax, word ptr smultiplicand[0] ;multiply multiplicand low  
    mul     word ptr smultiplier[0]       ;word by multiplier low word  
    mov     word ptr [di][0], ax  
    add     word ptr [di][2], dx  
    adc     word ptr [di][4], 0           ;add any remnant carry  
    adc     word ptr [di][6], 0  
    ret  
mul132 endp
```

For additional examples of this technique, see the FXMATH.ASM module.

NUMERICAL METHODS

Binary Division

Error Checking

Division requires more error checking than any of the other basic arithmetic operations. Depending on whether you're using the hardware division instructions or a brew of your own, you'll need to know if a mistake has been made. The primary difference between using a hardware instruction and using your own solution is that an error made during the execution of a hardware instruction can blow up a program quite unaesthetically by invoking an exception or trap.

Three basic errors can occur during division: overflow, division of zero, and an attempt to divide by zero.

You can avoid overflow by checking the dividend and divisor to see whether their quotient will fit in the space provided, or by always breaking the dividend into coefficients of the same size data type as the dividend. An overflow (or underflow) can happen quite easily when the dividend is very large and the divisor is small. If you're using a software algorithm to perform the divide, you may find that you lose part of your data. If you're using a hardware instruction, a hardware exception will be invoked. On the 8086, the largest dividend allowed is 32-bits, the largest divisor is 16 with a 16-bit quotient. In this case, dividing 12345678H by 01DEH results in a quotient of 9bfe9H and a hardware exception (the result too large for the 16 bits the 8086 allows).

If you think such an overflow could occur in your code, it might be wise to include a test before the divide to ascertain how much storage the quotient will require and, therefore, which form of the divide to use. The largest dividend a divisor can divide and store is equal to the size of the data type multiplied by the divisor. By comparing the number obtained from such a multiplication with an arbitrary dividend, you can determine whether the result of that operation will fit in the data type specified.

With binary numbers, this is easy. The largest quotient an 8086 can produce without overflow is 16 bits, which amounts to a left shift of the divisor of 16 bits or a multiplication of 10000H. If the value obtained is greater than or equal to the dividend, the result of the division will fit; if not, it won't. In other words, if you're dividing a 32-bit quantity by a 16-bit quantity, simply comparing the divisor with the

upper word of the dividend (dividend/10000H) will tell you whether the quotient will fit in 16 bits or not. If the upper 16 bits of the dividend are greater than your divisor, the operation will overflow. This test can be extended to 16-bit dividends and eight-bit divisors.

Suppose we wish to divide 12345678H by 1deH. Since this divisor is larger than one byte, we must use 16-bit division. The 1deH need not be multiplied by 10000H or shifted; we only need to compare the upper word of the dividend and the divisor to see which is greater.

```

mov     dx,  dwdnd[2]           ;1234H
mov     ax,  dwdnd[0]           ;5678H
mov     cx,  dvsr               ;1DEH
cmp     dx,  cx                 ;compare
ja     not_big_enuf            ;the quotient won't fit
div32:
```

Depending on the circumstances, the best method may be to begin any multiprecision divide by clearing DX and loading AX with the most significant word. An overflow is impossible with this technique as long as you have a divisor, since 1H multiplied by 10000H is greater than any one-word dividend.

The other two errors, division of zero and an attempt to divide by zero, are easily detected in the beginning of the routine. If either condition is true, the program can branch to a predetermined error routine and return.

Finally, two conditions are worth checking if your arithmetic gets very big:

- Are the divisor and dividend equal?
- Is the divisor greater than the dividend?

If the two are equal, return a one; if the divisor is greater, return a zero with the dividend in the remainder.

Examples of this kind of checking can be found in the FXMATH.ASM module and later in this chapter in the section Hardware Division.

Software Division

The classic multiplication algorithm is based on the idea of multiplication as iterative addition, so you shouldn't be surprised to learn that the method for division

NUMERICAL METHODS

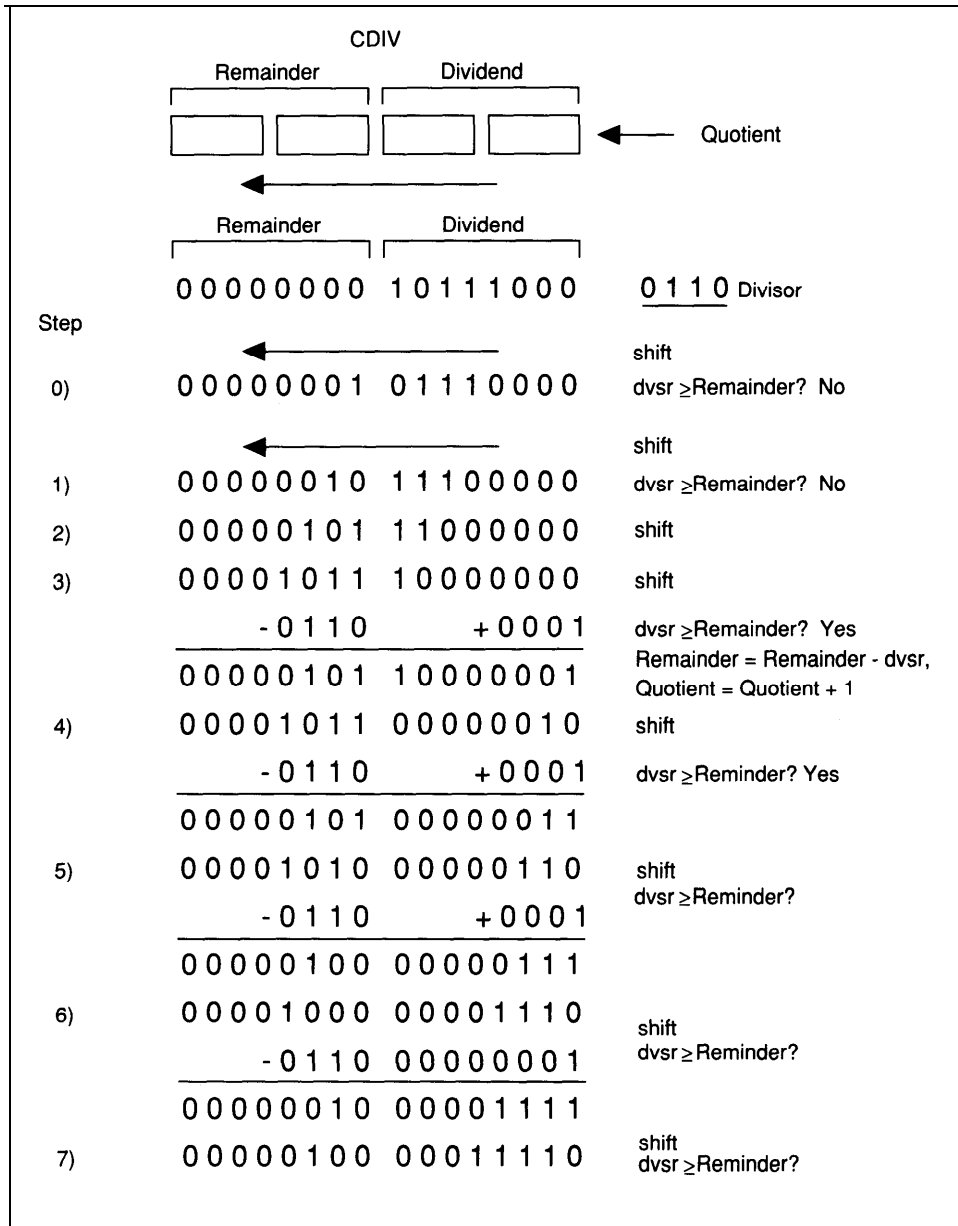


Figure 2-1. Division using shift and subtract.

is based on shift and subtract. This procedure isn't fast, but it's friendly.

The procedure involves shifting the dividend left into a variable, the *remainder*, and comparing this remainder with the divisor. If the remainder is equal to or larger than the divisor, the divisor is subtracted from the remainder and a one is left-shifted into a variable, called the *quotient*. This continues until the requisite number of bits have been shifted. No early out is available here; the number of shifts necessary depends on the size of the operands.

The following variables will be used for the division algorithms: *dvsr*, *dvdnd*, *qtnt*, *cntr*, and *rmndr*. Note that during execution of the algorithm the quotient, dividend, and remainder share memory locations (Figure 2- 1). Shifting the dividend into the remainder leaves the lower bits free to become the quotient. At the end of the routine the dividend is gone, leaving only the quotient and the remainder. For the programmer, this means fewer shifts, some increase in speed, and a slightly smaller routine. The integers these routines are meant to handle are unsigned; the method for signed division is the same as for multiplication which was described earlier (see Signed vs. Unsigned), and is demonstrated in FXMATH.ASM.

cdiv: Algorithm

1. Load the quotient (*qtnt*) with the dividend (*dvdnd*); set an onboard register, *si*, with the number of bits in the dividend (this will also be the size of our quotient); and clear registers AX, BX, CX, and DX.
2. Left-shift the dividend into the quotient and remainder simultaneously.
3. Compare *rmndr* and *dvsr*.
 If $dvsr \geq rmndr$, subtract *dvsr* from *rmndr* and increment *qtnt*.
 Otherwise, fall through to the next step.
4. Decrement *si* and test it for zero. If *si* is not 0, return to step 2.
5. Write the remainder and leave.

This will work for any size data type and, as you can see, is basically an iterative subtract.

NUMERICAL METHODS

cdiv: Listing

```
;*****
; classic divide
; one quadword by another, passed on the stack, pointers returned
; to the results
; composed of shift and sub instructions
; returns all zeros in remainder and quotient if attempt is made to divide
; zero. Returns all ffs in quotient and dividend in remainder if divide by
; zero is attempted.
cdiv proc uses bx cx dx si di, dvdnd:qword, dvsr:qword,
        qtnt:word, rmndr:word

        pushf
        cld                                ;upward
        mov     cx, 4
        lea    si, word ptr dvdnd
        mov     di, word ptr qtnt         ;move dividend to quotient
rep     movsw          ;dvdnd and qtnt share same
        ;memory space
        sub     di, 8                    ;reset pointer
        mov     si, 64                  ;number of bits
        sub     ax, ax
        mov     bx, ax
        mov     cx, ax
        mov     dx, ax

shift:
        shl     word ptr [di], 1        ;shift quotient/dividend left
        rcl     word ptr [di+2], 1      ;into registers (remainder)
        rcl     word ptr [di+4], 1
        rcl     word ptr [di+6], 1
        rcl     ax, 1
        rcl     bx, 1
        rcl     cx, 1
        rcl     dx, 1

compare:
        cmp     dx, word ptr dvsr[6]    ;Compare the remainder and
        ;divisor
        jb     test-for-end
        cmp     cx, word ptr dvsr[4]    ;if remainder >= divisor
        jb     test-for-end
        cmp     bx, word ptr dvsr[2]
        jb     test-for-end
        cmp     ax, word ptr dvsr[0]
        jb     test-for-end
```

INTEGERS

```
sub      ax, word ptr dvsr      ;if it is greater than
                                      ;the divisor
sbb      bx, word ptr dvsr[2]    ;subtract the divisor and
sbb      cx, word ptr dvsr[4]
sbb      dx, word ptr dvsr[6]
add      word ptr [di], 1        ;increment the quotient
adc      word ptr [di][2], 0
adc      word ptr [di][4], 0
adc      word ptr [di][6], 0
test_for_end:
dec      si                      ;decrement the counter
jnz      shift
mov      di, word ptr rmndr
mov      word ptr [di], ax       ;write remainder
mov      word ptr [di][2], bx
mov      word ptr [di][4], cx
mov      word ptr [di][6], dx
exit:
popf
ret
cdiv     endp
```

Hardware Division

Many microprocessors and microcontrollers offer hardware divide instructions that execute within a few microseconds and produce accurate quotients and remainders. Except in special cases, from the 80286 on up, the divide instructions have an advantage over the shift-and-subtract methods in both code size (degree of complexity) and speed. Techniques that involve inversion and continued multiplication (examples of both are shown in Chapter 3) don't stand a chance when it comes to the shorter divides these machine instructions were designed to handle.

The 8086 offers hardware division for both signed and unsigned types; the 286, 386, and 486 offer larger data types but with the same constraints. The *DIV* instruction is an unsigned divide, in which an implied destination operand is divided by a specific source operand. If the divisor is 16 bits wide, the dividend is assumed to be in DX:AX. The results of the division are returned in the same register pair (the quotient goes in AX and the remainder in DX). If the divisor is only eight bits wide, the dividend is expected to be in AX; at the end of the operation, AL will contain the quotient, while AH will hold the remainder.

NUMERICAL METHODS

As a result, you should make sure the implied operands are set correctly. For example,

```
div     cx
```

says that DX:AX is to be divided by the 16-bit quantity in CX. It also means that DX will then be replaced by the remainder and AX by the quotient. This is important because not all divisions turn out neatly. Suppose you need to divide a 16-bit quantity by a 9-bit quantity. You'll probably want to use the 16-bit form presented in the example. Since your dividend is only a word wide, it will fit neatly in AX. Unless you zero DX, you'll get erroneous results. This instruction divides the entire DX:AX register pair by the 16-bit value in CX. This can be a major annoyance and something you need to be aware of.

As nice as it is to have these instructions available, they do have a limitation; what if you want to perform a divide using operands larger than their largest data type? The 8086 will allow only a 32-bit dividend and a 16-bit divisor. With the 386 and 486, the size of the dividends has grown to 64 bits with divisors of 32; nevertheless, if you intend to do double-precision floating point, these formats are still too small for a single divide.

Several techniques are available for working around these problems. Actually, the hardware divide instructions can be made to work quite well on very large numbers and with divisors that don't fit so neatly in a package.

Division of very large numbers can be handled in much the same fashion as hardware multiplication was on similarly large numbers. Begin by dividing the most significant digits, using the remainders from these divisions as the upper words (or bytes) in the division of the next most significant digits. Store each subquotient as a less and less significant digit in the main quotient.

The number 987654321022H can be divided by a 2987H bit on the 8086 using the 16-bit divide, as follows (also see Figure 2-2):

1. Allocate storage for intermediate results and for the final quotient. Assuming 32 bits for the quotient (*qtnt*) and 16 bits for the remainder (*rmndr*), three words will be required for the dividend (*dvdnd*) and only 16 bits for the divisor

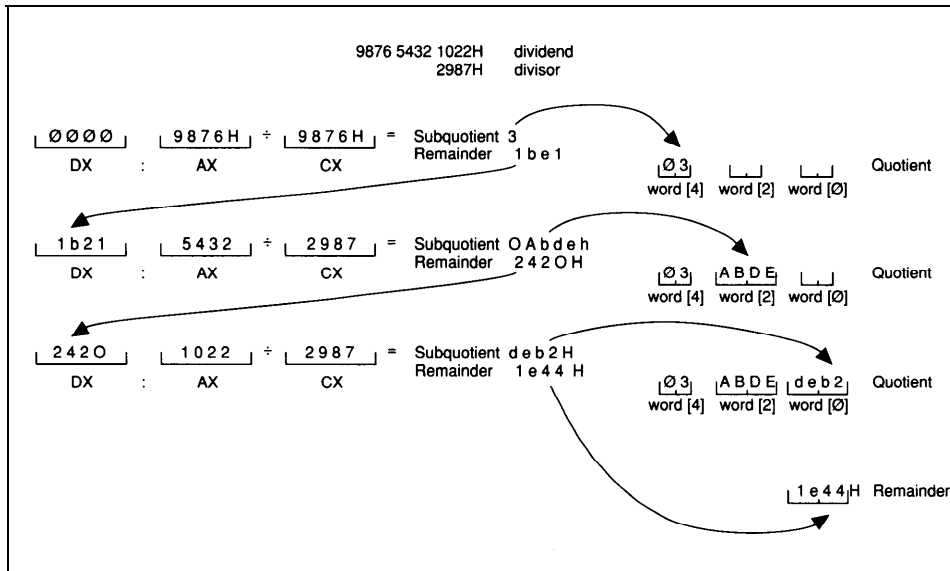


Figure 2-2. Multiprecision division

(*dvsr*). Actually, the number of bits in the QUOTIENT is equal to the \log_2 DIVIDEND - \log_2 DIVISOR, or 34 bits.

2. Clear DX, load the most significant word of the dividend into AX and the divisor into CX, and divide:

```
sub, dx, dx
mov ax, word ptr dvdnd[4] ;9876
div cx ;divide
```

3. At the completion of the operation, AX will hold 3 and DX will hold 1 be 1H.
4. Store AX in the upper word of the quotient:

```
mov word ptr qtnt[4], ax ;3H
```

5. With the remainder still in DX as the upper word of the “new” dividend, load

NUMERICAL METHODS

the next most significant word into AX and divide again:

```
mov     ax, word ptr dvdnd[2]           ;5432H
div     cx                               ;recall that the divisor
                                           ;is still in CX
```

6. Now DX holds 2420H and AX holds 0abdeH as the remainder. Store AX in the next most significant word of the quotient and put the least significant word of the dividend into AX.

```
mov     word ptr qtnt[2],ax             ;0abdeH
```

7. Divide DX:AX one final time:

```
mov     ax, word ptr dvdnd[0]
div     cx
```

8. Store the result AX in the least significant word of the quotient and DX in the remainder.

```
mov     word ptr qtnt[0],ax             ;0deb2H
mov     word ptr rmdr,dx                 ;1e44H
```

This technique can be used on arbitrarily large numbers; it's simply a matter of having enough storage available.

What if both the divisor and the dividend are too large for the hardware to handle by itself? There are at least two ways to handle this. In the case below, the operands are of nearly equal size and only need to be normalized; that is, each must be divided or right-shifted by an amount great enough to bring the divisor into range for a hardware divide (on an 8086, this would be a word). This normalization doesn't affect the integer result, since both operands experience the same number of shifts. Because the divisor is truncated, however, there is a limitation to the accuracy and precision of this method.

If we have good operands, right-shift the divisor, counting each shift, until it fits

INTEGERS

within the largest data type allowed by the hardware instruction with the MSB a one. Right shift the dividend an equal number of shifts. Once this has been done, divide the resulting values. This approximate quotient is then multiplied by the *original* divisor and subtracted from the *original* dividend. If there is an underflow, the quotient is decremented, the new quotient multiplied by the divisor with that result subtracted from the original dividend to provide the remainder. When there is no underflow, you have the correct quotient and remainder.

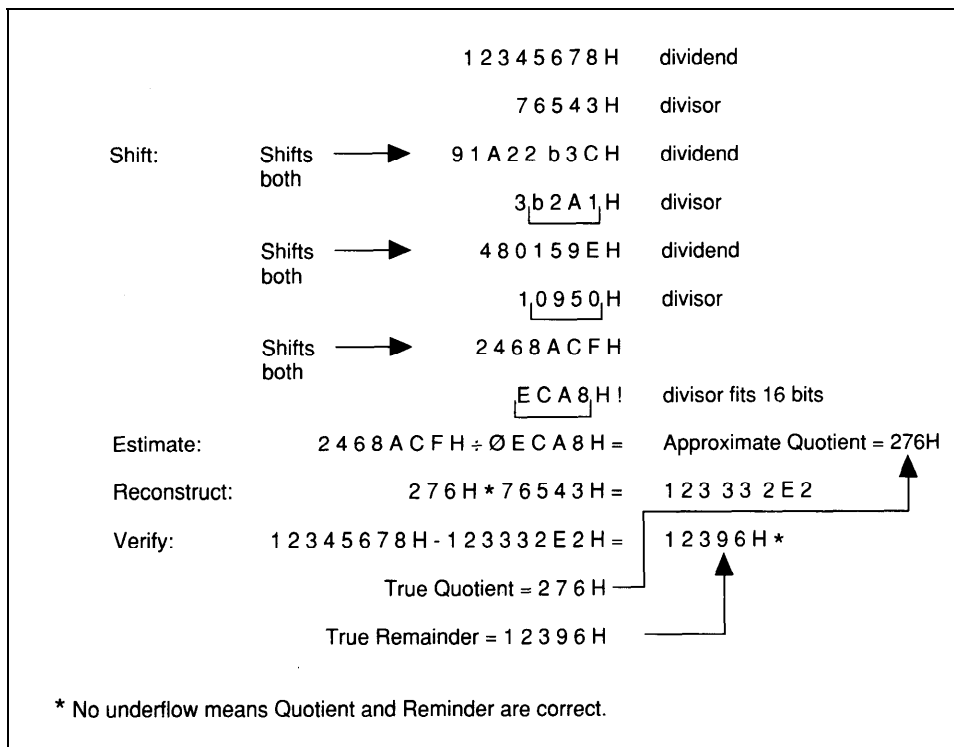


Figure 2-3. Multiword division. This process can continue as long as there is a remainder.

NUMERICAL METHODS

The normalization mentioned earlier is illustrated in Figure 2-3. It requires only that the operands be shifted right until the 16 MSBs of the divisor reside within a word and the MSB of that word is a one.

An example of this technique for 32 bit operands is shown in *div32*.

div32: Algorithm

1. Set aside a workspace of eight words. Load the dividend (*dvdnd*) into the lowest two words and the divisor (*dvsr*) into the next two words. Use DI to point to the quotient.
2. Check to see that the dividend is not zero.
If it is, clear the quotient, set the carry, and leave.
3. Check for divide by zero.
If division by zero has occurred, return -1 with the carry set.
If the divisor is greater than a word, go to step 4.
Use BX to point at the remainder (*rmndr*).
Bring the most significant word of the dividend into AX (DX is zero) and divide by the normalized divisor.
Store the result in the upper word of the quotient.
Bring the least significant word of the dividend into AX (DX contains the remainder from the last division) and divide again.
Store the result in the least significant word of the quotient.
Store DX and clear the upper word of the remainder.
4. Shift both the dividend and the divisor until the upper word of the divisor is zero. This is the normalization.
5. Move the normalized dividend into DX:AX and divide by the normalized divisor.
6. Point to the quotient with BX and the top of the workspace with DI.
7. Multiply the divisor by the approximate quotient and subtract the result from a copy of the original dividend.
If there is no overflow, you have the correct quotient and remainder.
Otherwise, decrement the approximate quotient by one and go back to the beginning of step 7. This is necessary to get the correct remainder.
8. Write the remainder, clear the carry for success, and go home.

INTEGERS

div32: Listing

```
; *****
;div32
;32-by-32-bit divide
;Arguments are passed on the stack along with pointers to the
;quotient and remainder.

div32 proc uses ax dx di si,
        dvdnd:dword, dvsr:dword, qtnt:word, rmndr:word
        local workspace[8] :word
        sub ax, ax
        mov dx, a
        mov cx, 2
        lea si, word ptr dvdnd
        lea di, word ptr workspace
rep     movsw
        mov cx, 2
        lea si, word ptr dvsr
        lea di, word ptr workspace[4]
rep     movsw
        mov di, word ptr qtnt
        cmp word ptr dvdnd, ax
        jne do_divide
        cmp word ptr dvdnd[2], ax
        jne do_divide
        jmp zero_div ;check for a
                    ;zero dividend
do_divide:
        cmp word ptr dvsr[2],ax
        jne shift ;see if it is small enough
        cmp word ptr dvsr, ax
        je div_by_zero ;check for divide by zero
                    ;as long as dx is zero,
                    ;no overflow is possible
        mov bx, word ptr rmndr ;point at remainder
        mov ax, word ptr dvdnd[2] ;first divide upper word
        div word ptr dvsr
        mov word ptr [di][2],ax ;and save it
        mov ax, word ptr dvdnd
        div word ptr dvsr ;then the lower word
        mov word ptr [di],ax ;and save it
        mov word ptr [bx],dx ;save remainder
        xor ax,ax
        mov word ptr [bx][2],ax
        jmp exit
```

NUMERICAL METHODS

```
shift:
    shr         word ptr dvdnd[2], 1           ;normalize both dvsr and
                                                ;dvdnd
    rcr         word ptr dvdnd[0], 1           ;shift both the same number
    shr         word ptr dvsr[2], 1
    rcr         word ptr dvsr[0], 1
    cmp         word ptr dvsr[2],ax           ;shift until last one
                                                ;leaves upper word

    jne         shift

divide:
    mov         ax, word ptr dvdnd            ;since MSB of dvsr is a one, no
    mov         dx, word ptr dvdnd[2]        ;overflow is possible here
    div         word ptr dvsr
    mov         word ptr [di] [0], ax        ;approximate quotient

get-remainder
    mov         bx, di                        ;quotient
    lea        di, word ptr workspace[8]    ;test first approximation of
                                                ;quotient by multiplying it by
                                                ;dvsr and comparing it with dvdnd

reconstruct:
    mov         ax, word ptr workspace[4]
    mul         word ptr [bx]                ;low word of multiplicand by
    mov         word ptr [di] [0], ax        ;low word of multiplier
    mov         word ptr [di][2], dx
    mov         ax, word ptr workspace[6]
    mul         word ptr [bx]
    add         word ptr [di][2], ax         ;high word of multiplicand by
    mov         ax, word ptr workspace[0]    ;low word of multiplier
    mov         dx, word ptr workspace[2]
    sub         ax, word ptr [di] [0]        ;compare results of divide
                                                ;approximation

    sbb        dx, word ptr [di][2]
    jnc        div_ex                        ;good or overflows
                                                ;overflow, decrement approx
                                                ;quotient

    mov         ax, word ptr [bx]
    mov         dx, word ptr [bx][2]
    sub         word ptr [bx], 1             ;decrement the quotient
    sbb        word ptr [bx] [2], 0
    jmp        short reconstruct

div_ex:
    mov         di, word ptr rmdr            ;the result is a good quotient
                                                ;and remainder

    mov         word ptr [di], ax
    mov         word ptr [di] [2], dx
```

INTEGERS

```
        clc
exit:    ret
div_by_zero:
        not     ax                ;division by zero
        mov     word ptr [di][0], ax
        mov     ord ptr [di][2], ax
        stc
        jmp     exit
zero_div:                ;division of zero
        mov     word ptr [di][0], ax
        mov     word ptr [di][2], ax
        stc
        jmp     exit
div32  endp
```

If very large operands are possible and the greatest possible precision and accuracy is required, there is a very good method using a form of linear interpolation. This is very useful on machines of limited word length. In this technique, the division is performed twice, each time by only the Most Significant Word of the divisor, once rounded down and once rounded up to get the two limits between which the actual quotient exists. In order to better understand how this works, take the example, 98765432H/54321111H. The word size of the example machine will be 16 bits, which means that the MSW of the divisor is $5432H * 2^{16}$. The remaining divisor bits should be imagined to be a fractional extension of the divisor, in this manner: 5432.1111H.

The first division is of the form:

987654328/54320000H

and produces the result:

1.cf910000H.

Next, increment the divisor, and perform the following division:

NUMERICAL METHODS

98765432H/54330000H

for the second quotient:

1.cf8c0000H.

Now, take the difference between these two values:

1cf910000H - 1cf8c0000H = 50000H.

This is the range within which the true quotient exists. To find it, multiply the fraction part of the divisor described in the lines above by this range:

50000H * .1111H = 5555H,

and subtract this from the first quotient:

1cf910000H - 5555H = 1.cf90aaabH.

To prove this result is correct, convert this fixed point result to decimal, yielding:

1.810801188229D.

Convert the operands to decimal, as well:

98765432H/54321111H = 2557891634D/1412567313D = 1.81081043746D.

This divide does not produce a remainder in the same way the division above does; its result is true fixed point with a fractional part reflecting the remainder. This method can be very useful for reducing the time it takes to perform otherwise time consuming multiple precision divisions. However, for maximum efficiency, it requires that the position of the Most Significant Word of the divisor and dividend be known in advance. If they are not known, the routine is responsible for locating these bits, so that an attempt to divide zero, or divide by zero, does not occur.

The next routine, *div64*, was specially written for the floating point divide in

Chapter Four. This method was chosen, because it can provide distinct advantages in code size and speed in those instances in which the position of the upper bits of each operand is known in advance. In the next chapter, two routines are presented that perform highly accurate division without this need. They, however, have their own complexities.

To begin with, the operands are broken into word sizes (machine dependent), and an initial division on the entire dividend is performed using the MSW of the divisor and saved. The MSW of the divisor is incremented and the same division is performed again, this will, of course result in a quotient smaller than the first division. The two quotients are then subtracted from one another, the second quotient from the first, with the result of this subtraction multiplied by the remaining bits of the divisor as a fractional multiply. This product is subtracted from the first quotient to yield a highly accurate result. The final accuracy of this operation is not to the precision you desire, it can be improved by introducing another different iteration.

div64: Algorithm

1. Clear the result and temporary variables.
2. Divide the entire dividend by the Most Significant Word of the divisor.
(The remaining bits will be considered the fractional part.)

This is the first quotient, the larger of the two, save this result in a temporary variable.
3. Increment the divisor.

If there is an overflow, the next divide is really by 2^{16} , therefore, shift the dividend by 16 bits and save in a temporary variable.

Continue with step 5.
4. Divide the entire dividend by the incremented divisor.

This is the second quotient, the smaller of the two, save this result in a temporary variable.
5. Subtract the second quotient from the first.
6. Multiply the result of this subtraction by the fractional part of the divisor.
7. Subtract the integer portion of this result from the first quotient.
8. Write the result of step 7 to the output and return.

NUMERICAL METHODS

div64: Listing

```
; *****
;div64
;will divide a quad word operand by a divisor
;dividend occupies upper three words of a 6 word array
;divisor occupies lower three words of a 6 word array
;used by floating point division only
div64 proc uses es ds,
        dvdnd:qword, dvsr:qword, qtnt:word

        local    result:tbyte, tmp0:qword,
                tmp1:qword, opa:qword, opb:qword

        pushf
        cld

        sub      ax, ax
        lea     di, word ptr result
        mov     cx, 4
rep     stosw
        lea     di, word ptr tmp0           ;quotient
        mov     cx, 4
rep     stosw

setup:
        mov     bx, word ptr dvsr[3]
continue_setup:
        lea     si, word ptr dvdnd         ;divisor no higher than
        lea     di, word ptr tmp0         ;receives stuff for quotient
        sub     a, dx

        mov     ax, word ptr [si][3]
        diV    bx
        mov     word ptr [di][4], ax      ;result goes into temporary varriable
        mov     ax, word ptr [si][1]
        div     bx
        mov     word ptr [di][2], ax
        sub     ax, ax
        mov     ah, byte ptr [si]
        div     bx
        mov     word ptr[di] [0], ax      ;entire first approximation
```

INTEGERS

```
    lea    si, word ptr dvdnd           ;divisor no higher than
    lea    di, word ptr tmp1           ;receives stuff for quotient
    sub    dx, dx
    add    bx, 1                       ;round divisor up
    jnc    as_before                   ;if the increment results in
                                        overflow
    mov    ax, word ptr [si] [3]       ;there is no divide, only a
                                        ;shift by 216

    mov    word ptr [di][2], ax
    mov    ax, word ptr [si] [1]
    mov    word ptr [di][0], ax
    jmp    find-difference

as-before:
    mov    ax, word ptr [si] [3]       ;divide entire dividend by new
                                        ;divisor

    div    bx
    mov    word ptr [di][4], ax        ;result goes into quotient
    mov    ax, word ptr [si] [1]
    div    bx
    mov    word ptr [di][2], ax        ;result goes into quotient
    sub    a, ax
    mov    ah, byte ptr [si]
    div    bx
    mov    word ptr [di] [0], ax       ;result goes into quotient

find-difference:
    invoke sub64, tmp0, tmp1, addr opa ;get the difference between the
                                        ;two extremes

    lea    si, word ptr dvsr
    lea    di, word ptr opb
    mov    cx, 3
rep    movsb
    sub    ax, ax
    stosb
    stosw

    invoke mul64a, opa, opb, addr result ;fractional multiply to get
                                        ;portion of
    lea    si, word ptr result[3]     ;difference to subtract from
                                        ;initial quotient
```


NUMERICAL METHODS

```
        lea    di, word ptr opb                ;(high quotient)
        mov    cx, 3
rep     movsb
        sub    ax, ax
        stosb
        stosw

        invoke sub64,tmp0, opb, addr tmp0     ;subtract and write out result
        lea    si, word ptr tmp0

div_exit:
        mov    di, word ptr qtnt
        mov    cx, 4
rep     movsw
        popf
        ret
div64 endp
```

When writing arithmetic routines, keep the following in mind:

- Addition can always result in the number of bits in the largest summand plus one.
- Subtraction requires at least the number of bits in the largest operand for the result and possibly a sign.
- The number of bits in the product of a multiplication is always equal to \log_2 multiplier + \log_2 multiplicand. It is safest to allow $2n$ bits for an n -bit by n -bit multiplication.
- The size, in bits, of the quotient of a division is equal to the difference, \log_2 dividend - \log_2 divisor. Allow as many bits in the quotient as in the dividend.

INTEGERS

- ¹ *Microsoft Macro Assembler Reference*. Version 6.0. Redmond, WA: Microsoft Corp., 1991.
- ² Cavanagh, Joseph J. F. *Digital Computer Arithmetic*. New York, NY: McGraw-Hill Book Co., 1984, Page 148.

Real Numbers

There are two kinds of fractions. A symbolic fraction represents a division operation, the numerator being the dividend and the denominator the divisor. Such fractions are often used within the set of natural numbers to represent the result of such an operation. Because this fraction is a symbol, it can represent any value, no matter how irrational or abstruse.

A *real* number offers another kind of fraction, one that expands the number line with negative powers of the base you're working with. Base 10, involves a decimal expansion such that $a_1 * 10^{-1} + a_2 * 10^{-2} + a_3 * 10^{-3}$. Nearly all scientific, mathematical, and everyday work is done with real numbers because of their precision (number of representable digits) and ease of use.

The symbolic fraction $1/3$ *exactly* represents the division of one by three, but a fractional expansion in any particular base may not. For instance, the symbolic fraction $1/3$ is irrational in bases 10 and 2 and can only be approximated by .33333333D and .55555555H.

A value in any base can be irrational—that is, you may not be able to represent it perfectly within the base you're using. This is because the positional numbering system we use is modular, which means that for a base to represent a symbolic fraction rationally all the primes of the denominator must divide that base evenly. It's not the value that's irrational; it's just that the terms we wish to use cannot express it exactly. The example given in the previous paragraph, $1/3$, is irrational in base 10 but is perfectly rational in base 60.

There have been disputes over which base is best for a number system. The decimal system is the most common, and computers must deal with such numbers at some level in any program that performs arithmetic calculations. Unfortunately, most microprocessors are base 2 rather than base 10. We can easily represent decimal

NUMERICAL METHODS

integers, or *whole numbers*, by adding increasingly larger powers of two. Decimal fractions, on the other hand, can only be approximated using increasingly larger *negative* powers of two, which means smaller and smaller pieces. If a fraction isn't exactly equal to the sum of the negative powers of two in the word size or data type available, your representation will only be approximate (and in error). Since we have little choice but to deal with decimal reals in base 2, we need to know what that means in terms of the word size required to do arithmetic and maintain accuracy.

The focus of this chapter is fixed-point arithmetic in general and fractional fixed point in particular.

Fixed Point

Embedded systems programmers are often confronted with the task of writing the fastest possible code for real-time operation while keeping code size as small as possible for economy. In these and other situations, they turn to integer and fixed-point arithmetic.

Fixed point is the easiest-to-use and most common form of arithmetic performed on the microcomputer. It requires very little in the way of protocol and is therefore fast—a great deal faster than floating point, which must use the same functions as fixed point but with the added overhead involved in converting the fixed-point number into the proper format. Floating point *is* fixed point, with an exponent for placing the radix and a sign. In fact, within the data types defined for the two standard forms of floating-point numbers, the *long real* and *short real*, fewer significant bits are available than if the same data types were dedicated to fixed-point numbers. In other words, no more precision is available in a floating-point number than in fixed point.

In embedded applications, fixed point is often a must, especially if the system can not afford or support a math coprocessor. Applications such as servo systems, graphics, and measurement, where values are computed on the fly, simply can't wait for floating point to return a value when updating a Proportional-Integral-Derivative (PID) control loop such as might be used in a servo system or with animated graphics. So why not always use integer or fixed-point arithmetic?

Probably the most important reason is range. The short real has a decimal range of approximately 10^{38} to 10^{-38} (this is a *range*, and does not reflect resolution or

REAL NUMBERS

accuracy; as you'll see in the next chapter, floating-point numbers have a real problem with granularity and significance). To perform fixed-point arithmetic with this range, you would need 256 bits in your data type, or 32 bytes for each operand.

Another reason is convenience. Floating-point packages maintain the position of the radix point, while in fixed point you must do it yourself.

Still another reason to use floating-point arithmetic is the coprocessor. Using a coprocessor can make floating point as fast as or faster than fixed point in many applications.

The list goes on and on. I know of projects in which the host computer communicated with satellites using the IEEE 754 format, even though the satellite had no coprocessor and did not use floating point. There will always be reasons to use floating point and reasons to use fixed point.

Every application is different, but if you're working on a numerically intensive application that requires fast operation or whose code size is limited, and your system doesn't include or guarantee a math coprocessor, you may need to use some form of fixed-point arithmetic.

What range and precision do you need? A 32-bit fixed-point number can represent 2^{32} separate values between zero and 4,294,967,296 for integer-only arithmetic and between zero and 2.3283064365E-10 for fractional arithmetic or a combination of the two. If you use a doubleword as your basic data type, with the upper word for integers and the lower one for fractions, you have a range of 1.52587890625E-5 to 65,535 with a resolution of 4,294,967,296 numbers.

Many of the routines in FXMATH.ASM were written with 64-bit fixed-point numbers in mind: 32 bits for integer and 32 bits for fraction. This allows a range of 2.3283064365E-10 to 4,294,967,295 and a resolution of 1.84467440737E30 numbers, which is sufficient for most applications. If your project needs a wider range, you can write specialized routines using the same basic operations for all of them; only the placement of the radix point will differ.

Significant Bits

We normally express decimal values in the language of the processor-binary. A 16-bit binary word holds 16 binary digits (one bit per digit) and can represent 65,536 binary numbers, but what does this mean in terms of decimal numbers? To

NUMERICAL METHODS

estimate the number of digits of one base that are representable in another, simply find $\text{ceil}(\log_a B^n)$, where a is the target base, B is the base you're in, and n is the power or word size. For example, we can represent a maximum of

$$\text{decimal-digits} = 5 = \text{ceil}((\log_{10}(2^{16}))$$

in a 16-bit binary word (a word on the 8086 is 16 bits, $2^{16} = 65536$, and $\log_{10} 65536 = 4.8$, or five decimal digits). Therefore, we can represent 50,000 as c350H, 99.222D as 63.39H, and .87654D as .e065H.

Note: A reference to fixed-point or fractional arithmetic refers to binary fractions. For the purposes of these examples, decimal fractions are converted to hexadecimal by multiplying the decimal fraction by the data type. To represent .5D in a byte, or 256 bits, I multiply .5 by 256. The result is 128, or 80H. These are *binary* fractions in hexadecimal format. Results will be more accurate if guard digits are used for proper rounding. Conversion to and from fixed-point fractions is covered in Chapter 5.

We can express five decimal numbers in 16 bits, but how accurately are we doing it? The Random House dictionary defines *accuracy* as the degree of correctness of a quantity, so we could say that these five decimal digits are accurate to 16 bits. That is, our representation is accurate because it's correct given the 16 bits of precision we're using, though you still may not find it accurate enough for your purposes.

Clearly, if the fraction cannot be expressed directly in the available storage or is irrational, the representation won't be exact. In this case, the error will be in the LSB; in fact, it will be equal to or less than this bit. As a result, the smallest value representable (or the percent of error) is shown as 2^{-m} , where m is the number of fraction bits. For instance, 99.123D is 63.1fH accurate to 16 bits, while 63.1f7cH is accurate to 24 bits. Actually, 63.1fH is 99.121D and 63.1f7cH is 99.12298, but each is accurate within the constraints of its precision. Assuming that no extended precision is available for rounding, no closer approximation is possible within 16 or 24 bits. The greater the precision, the better the approximation.

The Radix Point

The radix point can occur anywhere in a number. If our word size is 16 bits, we can generally provide eight bits for the integer portion and eight bits for the fractional portion though special situations might call for other forms. Floating point involves fixed-point numbers between 1.0 and 2.0. In a 24-bit number, this leaves 23 bits for the mantissa. The maximum value for a sine or cosine is 1, which may not even need to be represented, leaving 16 bits of a 16-bit data type for fractions. Perhaps you only need the fraction bits as guard digits to help in rounding; in such cases you might choose to have only two bits, leaving the rest for the integer portion.

Depending on your application, you may want a complete set of fixed-point routines for each data type you use frequently (such as 16- and 32-bit) and use other routines to address specific needs. In any event, maintaining the radix point (scaling) requires more from the programmer than does floating point, but the results, in terms of both speed and code size, are worth the extra effort.

The nature of the arithmetic doesn't change because of the radix point, but the radix point does place more responsibility on the programmer. Your software must know where the radix point is at all times.

Rounding

If all the calculations on a computer were done with symbolic fractions, the error involved in approximating fractions in any particular base would cease to exist. The arithmetic would revolve around multiplications, divisions, additions, and subtractions of numerators and denominators and would always produce rational results. The problem with doing arithmetic this way is that it can be very awkward, time-consuming, and difficult to interpret in symbolic form to any degree of precision.

On the other hand, real numbers involve error because we can't always express a fraction exactly in a target base. In addition, computing with an erroneous value will propagate errors throughout the calculations in which it is used. If a single computation contains several such values, errors can overwhelm the result and render the result meaningless. For example, say you're multiplying two 8-bit words and you know that the last two bits of each word are dubious. The result of this operation will be 16 bits, with two error bits in one operand plus two error bits in the

NUMERICAL METHODS

other operand. That means the product will contain four erroneous bits.

For this reason, internal calculations are best done with greater precision than you expect in the result. Perform the arithmetic in a precision greater than needed in the result, then represent only the significant bits as the result. This helps eliminate error in your arithmetic but presents another problem: What about the information in the extra bits of precision? This brings us to the subject of rounding.

You can always ignore the extra bits. This is called *truncation* or *chop*, and it simply means that they are left behind. This method is fast, but it actually contributes to the overall error in the system because the representation can only approach the *true* result at exact integer multiples of the LSB. For example, suppose we have a decimal value, 12345D, with extended bits for greater precision. Since 5 is the least significant digit, these extended bits are some fraction thereof and the whole number can be viewed as:

12345.XXXXD
↑ _____ extended bits

Whenever the result of a computation produces extended bits other than zero, the result, 12345D, is not quite correct. As long as the bits are always less than one-half the LSB, it makes little difference. But what if they exceed one-half? A particular calculation produces 12345.7543D. The true value is closer to 12346D than to 12345D, and if this number is truncated to 12345D the protection allowed by the extended bits is lost. The error from truncation ranges from zero to almost one in the LSB but is definitely biased below the true value.

Another technique, called *jamming*, provides a symmetrical error that causes the true value or result to be approached with an almost equal bias from above and below. It entails almost no loss in speed over truncation. With this technique, you simply set the low-order bit of the significant bits to one. Using the numbers from the previous example, 12345.0000D through 12345.9999D remain 12345.0000D.

And if the result is even, such as 123456.0000D, the LSB is set to make it 123457.0000D. The charm of this technique is that it is fast and is almost equally biased in both directions. With this method, your results revolve symmetrically

REAL NUMBERS

about the ideal result as with jamming, but with a tighter tolerance (one half the LSB), and, at worst, only contributes a small positive bias.

Perhaps the most common technique for rounding involves testing the extended bits and, if they exceed one-half the value of the LSB, adding one to the LSB and propagating the carry throughout the rest of the number. In this case, the fractional portion of 12345.5678D is compared with .5D. Because it is greater, a one is added to 12345D to make it 12346D.

If you choose this method of rounding to maintain the greatest possible accuracy, you must make still more choices. What do you do if the extended bits are equal to exactly one-half the LSB?

In your application, it may make no difference. Some floating-point techniques for calculating the elementary functions call for a routine that returns an integer closest to a given floating-point number, and it doesn't matter whether that number was rounded up or down on exactly one-half LSB. In this case the rounding technique is unimportant.

If it is important, however, there are a number of options. One method commonly taught in school is to round up and down alternately. This requires some sort of flag to indicate whether it is a positive or negative toggle. This form of rounding maintains the symmetry of the operation but does little for any bias.

Another method, one used as the default in most floating-point packages, is known as *round to nearest*. Here, the extended bits are tested. If they are greater than one-half the LSB, the significant bits are rounded up; if they are less, they are rounded down; and if they are exactly one-half, they are rounded toward even. For example, 12345.5000D would become 12346.0000D and 12346.5000D would remain 12346.0000D. This technique for rounding is probably the most often chosen, by users of software mathematical packages. Round to nearest provides an overall high accuracy with the least bias.

Other rounding techniques involve always rounding up or always rounding down. These are useful in interval arithmetic for assessing the influences of error upon the calculations. Each calculation is performed twice, once rounded up and once rounded down and the results compared to derive the direction and scope of any error. This can be very important for calculations that might suddenly diverge.

NUMERICAL METHODS

At least one bit, aside from the significant bits of the result, is required for rounding. On some machines, this might be the carry flag. This one bit can indicate whether there is an excess of equal to or greater than one-half the LSB. For greater precision, it's better to have at least two bits: one to indicate whether or not the operation resulted in an excess of one-half the LSB, and another, *the sticky bit*, that registers whether or not the excess is actually greater than one-half. These bits are known as *guard bits*. Greater precision provides greater reliability and accuracy. This is especially true in floating point, where the extended bits are often shifted into the significant bits when the radix points are aligned.

Basic Fixed-Point Operations

Fixed-point operations can be performed two ways. The first is used primarily in applications that involve minimal number crunching. Here, scaled decimal values are translated into binary (we'll use hex notation) and handled as though they were decimal, with the result converted from hex to decimal.

To illustrate, let's look at a simple problem: finding the area of a circle ($A = \pi r^2$). If the radius of the circle is 5 inches (and we use 3.14 to approximate it), the solution is $3.14 * (5 * 5)$, or 78.5 square inches. If we were to code this for the 8086 using the scaled decimal method, it might look like this:

```
mov     ax, 5           ;the radius
mul     al             ;square the radius
mov     dx, 13aH       ;314 = 3.14D * 100D
mul     dx             ;ax will now hold 1eaaH
```

The value 1eaaH converted to decimal is 7,850, which is 100D times the actual answer because π was multiplied by 100D to accommodate the fraction. If you only need the integer portion, divide this number by 100D. If you also need the fractional part, convert the remainder from this division to decimal.

The second technique is binary. The difference between purely binary and scaled decimal arithmetic is that instead of multiplying a fraction by a constant to make it an integer, perform the operation, then divide the result by the same constant for the result. We express a binary fraction as the sum of negative powers of two, perform

REAL NUMBERS

the operation, and then adjust the radix point. Addition, subtraction, multiplication, and division are done just as they are with the integer-only operation; the only additional provision is that you pay attention to the placement of the radix point. If the above solution to the area of a circle were written using binary fixed point, it would look like this:

```
mov          ax, 5                ;the radius
mul          al                   ;square the radius
mov          dx, 324H             ;804D = 3.14D * 256D
mul          dx                   ;ax will now hold 4e84H
```

The value 4eH is 78D, and 84H is .515D (132D/256D).

Performing the process in base 10 is effective in the short term and easily understood, but it has some drawbacks overall. Both methods require that the program keep track of the radix point, but correcting the radix point in decimal requires multiplies and divides by 10, while in binary these corrections are done by shifts. An added benefit is that the output of a routine using fixed-point fractions can be used to drive D/A converters, counters, and other peripherals directly because the binary fraction and the peripheral have the same base. Using binary arithmetic can lead to some very fast shortcuts; we'll see several examples of these later in this chapter.

Although generalized routines exist for fixed-point arithmetic, it is often possible to replace them with task specific high-speed routines, when the exact boundaries of the input variables are known. This is where thinking in base 2 (even when hex notation is used) can help. *Scaling* by 1,024 or any binary data type instead of 1,000 or any decimal power can mean the difference between a divide or multiply routine and a shift. As you'll see in a routine at the end of this chapter, dividing by a negative power of two in establishing an increment results in a right shift. A negative power of 10, on the other hand, is often irrational in binary and can result in a complex, inaccurate divide.

Before looking at actual code, let's examine the basic arithmetic operations. The conversions used in the following examples were prepared using the computational techniques in Chapter 5.

NUMERICAL METHODS

Note: The “.” does not actually appear. They are assumed and added by the author for clarification.

Say we want to add 55.33D to 128.67D. In hex, this is 37.54H + 80.acH, assuming 16 bits of storage for both the integer and the mantissa:

$$\begin{array}{r} 37.54\text{H} \quad (55.33\text{D}) \\ + 80.\text{acH} \quad (128.67\text{D}) \\ \hline \text{b8.00H} \quad (184.00\text{D}) \end{array}$$

Subtraction is also performed without alteration:

$$\begin{array}{r} 80.\text{acH} \quad (128.67\text{D}) \\ - 37.54\text{H} \quad (55.33\text{D}) \\ \hline 49.58\text{H} \quad (73.34\text{D}) \end{array}$$
$$\begin{array}{r} 37.54\text{H} \quad (55.33\text{D}) \\ - 80.\text{acH} \quad (128.67\text{D}) \\ \hline \text{b6.a8H} \quad (-73.34\text{D}) \end{array}$$

Fixed-point multiplication is similar to its pencil-and-paper counterpart:

$$\begin{array}{r} 80.\text{acH} \quad (128.67\text{D}) \\ \times 37.54\text{H} \quad (55.33\text{D}) \\ \hline \text{1bcf.2c70H} \quad (7119.3111\text{D}) \end{array}$$

as is division:

$$\begin{array}{r} 80.\text{acH} \quad (128.67\text{D}) \\ \div 37.54\text{H} \quad (55.33\text{D}) \\ \hline 2.53\text{H} \quad (2.32\text{D}) \end{array}$$

The error in the fractional part of the multiplication problem is due to the lack of precision in the arguments. Perform the identical operation with 32-bit precision, and the answer is more in line: 80.ab85H x 37.547bH = 1bcf.4fad0ce7H.

REAL NUMBERS

The division of 80acH by 3754H initially results in an integer quotient, 2H, and a remainder. To derive the fraction from the remainder, continue dividing until you reach the desired precision, as in the following code fragment:

```
sub     a, dx
mov     ax, 80ach
mov     cx, 37548
div     cx                ;this divide leaves the quotient
                        ;(2) in ax and the remainder
                        ;remainder (1204H) in dx

mov     byte ptr quotient[1], al
sub     ax, ax
div     cx                ;Divide the remainder multiplied
                        ;by 10000H x to get the fraction
                        ;bits Overflow is not a danger
                        ;since a remainder may never be
                        ;greater than or
                        ;even equal to the divisor.

mov     byte ptr quotient[0], ah
                        ;the fraction bits are then 53H,
                        ;making the answer constrained
                        ;to a 16-bit word for this
                        ;example, 2.53H
```

* The 8086 thoughtfully placed the remainder from the previous division in the DX register, effectively multiplying it by 10000H.

Of course, you could do the division once and arrive at both fraction bits and integer bits if the dividend is first multiplied by 10000H (in other words, shifted 16 places to the left). However, the danger of overflow exists if this scaling produces a dividend more than 10000H times greater than the divisor.

The following examples illustrate how fixed-point arithmetic can be used in place of floating point.

A Routine for Drawing Circles

This first routine is credited to Ivan Sutherland, though many others have worked with it.' The algorithm draws a circle incrementally from a starting point on the circle

NUMERICAL METHODS

and without reference to sines and cosines, though it's based on those relationships.

To understand how this algorithm works, recall the two trigonometric identities (see Figure 3- 1):

$$\sin \theta = \text{ordinate} / \text{radius vector}$$

$$\cos \theta = \text{abscissa} / \text{radius vector}$$

(where θ is an angle)

Multiplying a fraction by the same value as in the denominator cancels that denominator, leaving only the numerator. Knowing these two relationships, we can derive both the vertical coordinate (*ordinate*) and horizontal coordinate (*abscissa*)

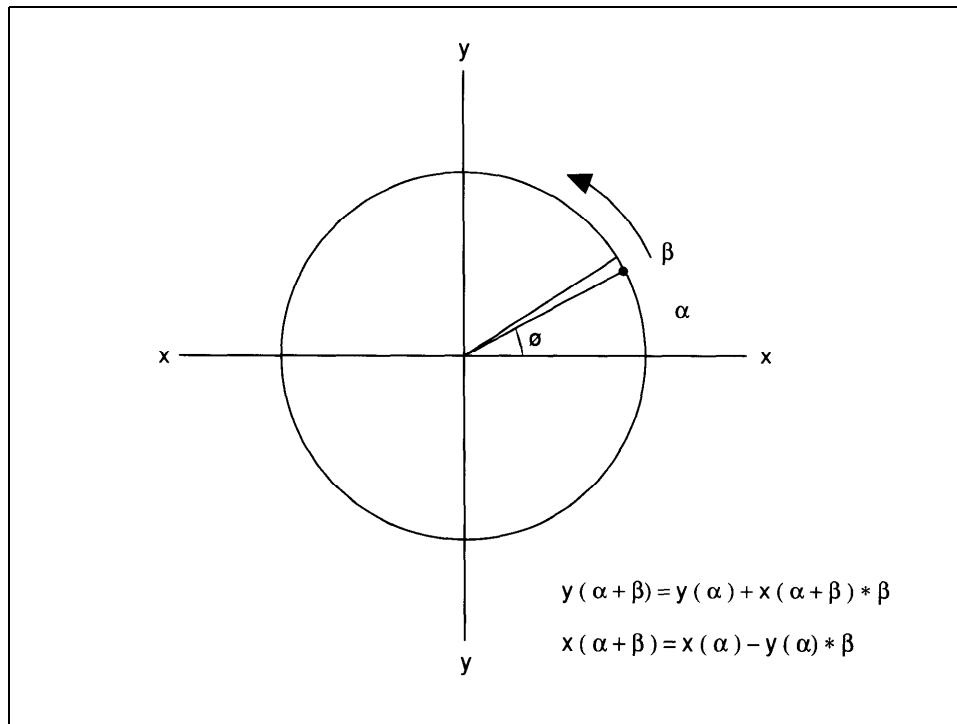


Figure 3-1. A circle drawn using small increments of t .

REAL NUMBERS

in a rectangular coordinate system by multiplying $\sin\theta$ by the radius vector for the ordinate and $\cos \theta$ by the radius vector for the abscissa. This results in the following polar equations:

$$x(a) = r * \cos a$$

$$y(a) = r * \sin a$$

Increasing values of θ , from zero to 2π radians, will rotate the radius vector through a circle, and these equations will generate points along that circle. The formula for the sine and cosine of the sum of two angles will produce those increasing values of θ by summing the current angle with an increment:

$$\sin(\alpha+\beta) = \sin \alpha \cos \beta + \cos \alpha \sin \beta$$

$$\cos(\alpha+\beta) = \cos \alpha \cos \beta - \sin \alpha \sin \beta$$

Let a be the current angle and b the increment. Combining the polar equations for deriving our points with the summing equations we get:

$$y(\alpha+\beta) = r * \sin \alpha \cos \beta + r * \cos \alpha \sin \beta$$

$$x(\alpha+\beta) = r * \cos \alpha \cos \beta - r * \sin \alpha \sin \beta$$

For small angles (much smaller than one), an approximation of the cosine is about one, and the sine is equal to the angle itself. If the increment is small enough, the summing equations become:

$$y(\alpha+\beta) = r * \sin \alpha + r * \cos \alpha * \beta$$

$$x(\alpha+\beta) = r * \cos \alpha - r * \sin \alpha * \beta,$$

and then:

$$y(\alpha+\beta) = y(\alpha) + x(\alpha) * \beta$$

$$x(\alpha+\beta) = x(\alpha) - y(\alpha) * \beta$$

NUMERICAL METHODS

Using these formulae, you can roughly generate points along the circumference of a circle. The difficulty is that the circle gradually spirals outward, so a small adjustment is necessary—the one made by Ivan Sutherland:

$$y(\alpha+\beta) = y(\alpha) + x(\alpha+\beta) * \beta$$

$$x(\alpha+\beta) = x(\alpha) - y(\alpha) * \beta$$

When you select an increment that is a negative power of two, the following routine generates a circle using only shifts and adds.

circle: Algorithm

1. Initialize local variables to the appropriate values, making a copy of `x` and `y` and clearing `x_point` and `y_point`. Calculate the value for the the loop counter, `count`.
2. Get `_x` and `_y` and round to get new values for pixels. Perform a de facto divide by 1000H by taking only the value of `DX` in each case for the points.
3. Call your routine for writing to the graphics screen.
4. Get `_y`, divide it by the increment, `inc`, and subtract the result from `_X`.
5. Get `_x`, divide it by `inc`, and add the result to `_y`.
6. Decrement `count`.
If it isn't zero, return to step 2.
If it is, we're done.

circle: listing

```
; *****  
;  
/  
;  
circle proc uses bx cx dx si di, x_ coordinate:dword, y_ coordinate:dword,  
increment:word  
  
    local          x:dword, y:dword, x_point:word, y_point:word, count  
  
    mov            ax, word ptr x_ coordinate  
    mov            dx, word ptr x_coordinate[2]
```

REAL NUMBERS

```
mov     word ptr x, ax
mov     word ptr x[2], dx
mov     ax, word ptr y_coordinate
mov     dx, word ptr y_coordinate[2]
mov     word ptr y, ax
mov     word ptr y[2], dx           ;load local variables

sub     ax, ax
mov     x_point, ax                ;x coordinate
mov     y_point, ax                ;y coordinate

mov     ax, 4876h
mov     dx, 6h                     ;2 * pi
mov     cx, word ptr increment     ;make this a negative
                                         ;power of two

get_num_points:
shl     ax, 1                      ;2 * pi radians
rcl     dx, 1
loop   get_num_points
mov     count, dx                  ;divide by 10000h

set_point:
mov     ax, word ptr x
mov     dx, word ptr x[2]
add     ax, 8000h                  ;add .5 to round up
jnc     store_x                    ;to integers
adc     dx, 0h

store_x:
mov     x_point, dx

mov     ax, word ptr y
mov     dx, word ptr y[2]
add     ax, 8000h                  ;add .5
jnc     store_y
adc     dx, 0h

store_y:
mov     y_point, dx

;your routine for writing to the screen goes here and uses x-point and
;y_point as screen coordinates

mov     ax, word ptr y
mov     dx, word ptr y[2]
```

NUMERICAL METHODS

```
        mov        cx, word ptr increment
update_x:
        sar        dx, 1                ;arithmetic shift to maintain
sign
        rcr        ax, 1
        loop       update_x
        sub        word ptr x, ax        ;new x equals x - y * increment
        sbb        word ptr x[2], dx

        mov        ax, word ptr x
        mov        dx, word ptr x[2]
        mov        cx, word ptr increment
update_y:
        sar        dx, 1                ;arithmetic shift to maintain
sign
        rcr        ax, 1
        loop       update_y
        add        word ptr y, ax        ;new y equals y + x * increment
        adc        word ptr y[2], dx
        dec        count
        jnz        set_point

        ret
circle endp
```

Bresenham's Line-Drawing Algorithm

This algorithm is credited to Jack Bresenham, who published a paper in 1965 describing a fast line-drawing routine that used only integer addition and subtraction.²

The idea is simple: A line is described by the equation $f(x,y) = y' * x - x' * y$ for a line from the origin to an arbitrary point (see Figure 3-2). Points not on the line are either above or below the line. When the point is above the line, $f(x,y)$ is negative; when the point is below the line, $f(x,y)$ is positive. Pixels that are closest to the line described by the equation are chosen. If a pixel isn't exactly on the line, the routine decides between any two pixels by determining whether the point that lies exactly between them is above or below the line. If above, the lower pixel is chosen; if below, the upper pixel is chosen.

In addition to these points, the routine must determine which axis experiences the greatest move and use that to program diagonal and nondiagonal steps. It

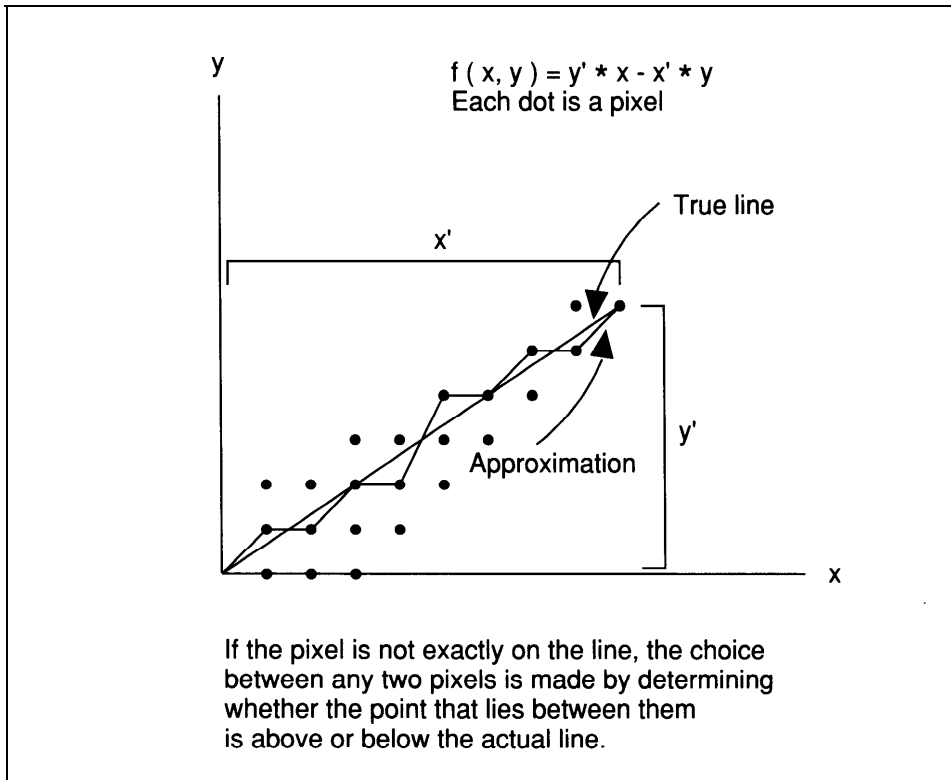


Figure 3-2. Bresenham's line-drawing algorithm.

calculates a decision variable based on the formula $2 * b + a$, where a is the longest interval and b the shortest. Finally, it uses $2 * b$ for nondiagonal movement and $2 * b - 2 * a$ for the diagonal step.

line: Algorithm

1. Set up appropriate variables for the routine. Move $xstart$ to x and $ystart$ to y .
2. Subtract $xstart$ from $xend$.
If the result is positive, make $xstep_diag$ 1 and store the result in $x\ dif$.
If the result is negative, make $xstep_diag$ -1 and two's-complement the

NUMERICAL METHODS

- result before storing it in *x_dif*.
3. Subtract *ystart* from *yend*.
If the result is positive, make *ystep_diag* 1 and store the result in *y_dif*.
If the result is negative, make *ystep_diag* -1 and two's-complement the result before storing it in *y_dif*.
 4. Compare *x_dif* with *y_dif*.
If *x_dif* is smaller, swap *x_dif* and *y_dif*, clear *xstep*, and store the value of *ystep_diag* in *ystep*.
If *x_dif* is larger, clear *ystep* and store the value of *xstep_diag* in *xstep*.
 5. Call your routine for putting a pixel on the screen.
 6. Test *decision*.
If it's negative, add *xstep* to *x*, *ystep* to *y*, and *inc* to *decision*, then continue at step 7.
If it's positive, add *xstep_diag* to *x*, *ystep_diag* to *y*, and *diag_inc* to *decision*, then go to step 7.
 7. Decrement *x dif*.
If it's not zero, go to step 5.
If it is, we're done.

line: Listing

```
;*****  
;  
line proc uses bx cx dx si di, xstart:word, ystart:word, xend:word, yend:word  
  
    local      x:word, y:word, decision:word, x_dif:word, y_dif:word,  
xstep_diag:word,  
    ystep_diag:word, xstep:word, ystep:word, diag_incr:word, incr:word  
  
    mov        ax, word ptr xstart  
    mov        word ptr x, ax          ;initialize local variables  
    mov        ax, word ptr ystart  
    mov        word ptr y, ax  
  
direction:  
    mov        ax, word ptr xend  
    sub        ax, word ptr xstart    ;total x distance  
    jns        large_x                ;which direction are we drawing?
```

REAL NUMBERS

```
        neg        ax                ;went negative
        mov        word ptr xstep_diag, -1
        jmp        short store xdif
large_x:
        mov        word ptr xstep_diag, 1
store xdif:
        mov        x dif, ax

        mov        ax, word ptr yend        ;y distance
        sub        ax, word ptr ystart
        jns        large_y                ;which direction?
        neg        ax
        mov        word ptr ystep_diag, -1
        jmp        short store ydif
large_y:
        mov        word ptr ystep_diag, 1
store ydif:
        mov        word ptr y_dif, ax        ;direction is determined by signs

octant:
        mov        ax, word ptr x dif        ;the axis with greater difference
        mov        bx, word ptr y-dif        ;becomes our reference
        cmp        ax, bx
        jg         bigger x

        mov        y_dif, ax                ;we have a bigger y move
                                                ;than x

        mov        x dif, bx                ;x won't change on nondiagonal
        sub        ax, ax                    ;steps, y changes every step
        mov        word ptr xstep, ax
        mov        ax, word ptr ystep_diag
        mov        word ptr ystep, ax
        jmp        setup inc

bigger x:
        mov        ax, word ptr xstep_diag    ;x changes every step
                                                ;y changes only
        mov        word ptr xstep, ax        ;on diagonal steps
        sub        ax, ax
        mov        word ptr ystep, ax

setup inc:
        mov        ax, word ptr y dif        ;calculate decision variable
        shl        ax, 1
        mov        word ptr incr, ax        ;nondiagonal increment
                                                ; = 2 * y_dif
```

NUMERICAL METHODS

```

    sub     ax, word ptr x_dif
    mov     word ptr decision, ax           ;decision variable
                                           ; = 2 * y_dif - x_dif

    sub     ax, word ptr x_dif
    mov     word ptr diag incr, ax        ;diagonal increment
                                           ; = 2 * y_dif - 2 * x_dif

    mov     ax, word ptr decision         ;we will do it all in
                                           ;the registers

    mov     bx, word ptr x
    mov     cx, word ptr x_dif
    mov     dx, word ptr y

line loop:

; Put your routine for turning on pixels here. Be sure to push ax, cx, dx,
; and bx before destroying them; they are used here. The value for the x
; coordinate is in bx, and the value for the y coordinate is in dx.

    or     ax, ax
    jns    dpositive                       ;calculate new position and
                                           ;update the decision variable

    add    bx, word ptr xstep
    add    dx, word ptr ystep
    add    ax, incr
    jmp    short chk loop
dpositive:
    add    bx, word ptr xstep_diag
    add    dx, word ptr ystep_diag
    add    ax, word ptr diag incr

chk_loop:
    loop   line loop
    ret
line     endp
```

When fixed-point operands become very large, it sometimes becomes necessary to find alternate ways to perform arithmetic. Multiplication isn't such a problem; if it exists as a hardware instruction on the processor you are using, it is usually faster than division and is easily extended.

Division is not so straightforward. When the divisors grow larger than the size allowed by any hardware instructions available, the programmer must resort to other

REAL NUMBERS

methods of division, such as *CDIV* (described in Chapter 2), linear polation (used in the floating-point routines), or one of the two routines presented in the following pages involving Newton-Raphson approximation and iterative multiplication. The first two will produce a quotient and a remainder, the last two return with a fixed point real number. Choose the one that best fits the application.^{3, 4}

Division by Inversion

A root of an equation exists whenever $f(x)=0$. Rewriting an equation so that $f(x)=0$ makes it possible to find the value of an unknown by a process known as Newton-Raphson Iteration. This isn't the only method for finding roots of equations and isn't perfect, but, given a reasonably close estimate and a well behaved function, the results are predictable and correct for a prescribed error.

Look at Figure 3-3. The concept is simple enough: Given an initial estimate of a point on the x axis where a function crosses, you can arrive at a better estimate by evaluating the function at that point, $f(x_0)$, and its first derivative of $f(x_0)$ for the slope of the curve at that point. Following a line tangent to $f(x_0)$ to the x axis produces an improved estimate. This process can be iterated until the estimate is within the allowed error.

The slope of a line is determined by dividing the change in the y axis by the corresponding change in the x axis: dy/dx . In the figure, dy is given by $f(x_0)$, the distance from the x axis at x_0 to the curve, and dx by $(x_1 - x_0)$, which results in

$$f'(x_0) = f(x_0) / (x_1 - x_0)$$

Solving for x , gives

$$x_1 = x_0 - f(x_0) / f'(x_0)$$

Substituting the new x , for x_0 each time the equation is solved will cause the estimate to close in on the root very quickly, doubling the number of correct significant bits with each pass.

To using this method to find the inverse of a number, *divisor*, requires that the

NUMERICAL METHODS

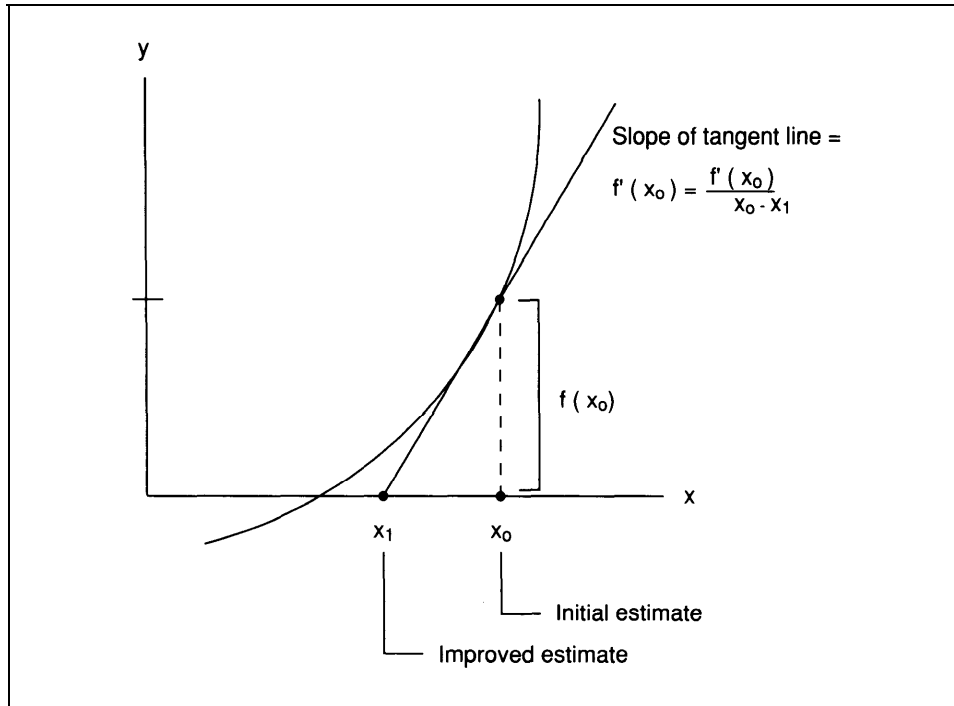


Figure 3-3. Newton-Raphson iteration.

equation be formulated as a root. A simple equation for such a purpose is

$$f(x) = 1/x - \text{divisor}$$

From there, it's a short step to

$$x = 1/\text{divisor}$$

Now the equation for finding the root becomes an equation for finding the inverse of a number:

$$x_1 = ((1/x) - \text{divisor}) / (-1/\text{divisor}^2)$$

which simplifies to:

$$x_{\text{new}} = x_{\text{old}} * (2 - \text{divisor}(x)_{\text{old}})$$

In his book *Digital Computer Arithmetic*, Joseph Cavanagh suggests that this equation be simplified even further to eliminate the divisor from the iterative process and use two equations instead of one. He makes the term *divisor(x)* equal to one called *unity* (because it will close in on one) in this routine, which reduces the equation to:

$$x_{\text{new}} = X_{\text{old}} * (2 - \text{unity})$$

Multiplying both sides of this equation by the divisor, *divisor*, and substituting again for his equality, *divisor(x) = unity*, he generates another equation to produce new values for *unity* without referring to the original divisor:

$$\begin{aligned} (\text{divisor}(x))_{\text{new}} &= (\text{divisor}(x))_{\text{old}} * (2 - \text{unity}) = \\ \text{unity}_{\text{new}} &= \text{unity}_{\text{old}} * (2 - \text{unity}) \end{aligned}$$

This breaks the process down to just two multiplies and a two's complement. When these two equations are used together in each iteration, the algorithm will compute the inverse to an input argument very quickly.

To begin, there must be an initial estimate of the reciprocal. For speed, this can be computed with a hardware instruction or derived from a table if no such instruction exists on your processor. Multiply the initial estimate by the divisor to get the first unity. Then, the two equations are evaluated as a unit, first generating a new divisor and then a new unity, until the desired precision is reached.

The next routine expects the input divisor to be a value with the radix point between the doublewords of a quadword, fixed-point number. The routine finds the most significant word of the divisor, then computes and saves the number of shifts required to normalize the divisor at that point—that is, position the divisor so that its most significant one is the bit just to the right of the implied radix point: .1XXX...

NUMERICAL METHODS

For example, the number 5 is

101.000B
↑ _____radix point

Normalized, it is:

000.101B
↑ _____radix point

After that, the actual divisor is normalized within the divisor variable as if the radix point were between the third and fourth words. Since the greatest number *proportion* or *divisor* will see is two or less, there is no danger of losing significant bits. Placing the radix point there also allows for greater precision.

Instead of subtracting the new *proportion* from two, as in the equation, we two's complementproportion and the most significant word is ANDed with 1H to simulate a subtraction from two. This removes the sign bits generated by the two's complement and leaves an integer value of one plus the fraction bits.

Finally, the reciprocal is realigned based on a radix point between the doublewords as the fixed-point format dictates, and multiplied by the dividend.

divnewt: Algorithm

1. Set the loop counter, *lp*, for three passes. This is a reasonable number since the first estimate is 16-bits. Check the dividend and the divisor for zero.

If no such error conditions exist, continue with step 2,

Otherwise, go to step 10.

2. Find the most significant word of the divisor.

Determine whether it is above or below the fixed-point radix point.

In this case, the radix point is between the doublewords.

Test to see if it is already normalized.

If so, go to step 5.

3. Shift a copy of the most significant word of the divisor left or right until it is normalized, counting the shifts as you proceed.
4. Shift the actual divisor until its most significant one is the MSB of

REAL NUMBERS

the third word of the divisor. This is to provide maximum precision for the operation.

5. Divide 10000000H by the most significant word of the divisor for a first approximation of the reciprocal. The greater the precision of this first estimate, the fewer passes will be required in the algorithm (the result of this division will be between one and two.)

Shift the result of this division left one hex digit, four bits, to align it as an integer with a three-word fraction part. This initial estimate is stored in the *divisor* variable.

Divide this first estimate by two to obtain the proportionality variable, *proportion*.

6. Perform a two's complement on *proportion* to simulate subtracting it from two. Multiply *proportion* by *divisor*. Leave the result in *divisor*.
7. Multiply *proportion* by the estimate, storing the results in both *proportion* and *estimate*. Decrement *lp*.

If it isn't zero, continue with step 6.

Otherwise, go to step 8.

8. Using the shift counter, *shift*, reposition *divisor* for the final multiplication.
9. Multiply *divisor*, now the reciprocal of the input argument, by the dividend to obtain the quotient. Write the proper number of words to the output and exit.
10. An attempt was made to divide zero or divide by zero; exit with error.

divnewt: Listing

```
; *****
;divnewt- division by Raphson-Newton zeros approximation
;
;
;
divnewt      proc uses bx cx dx di si, dividend:qword, divisor:qword,
quotient:word

        local      temp[8]:word, proportion:qword, shift:byte, qtnt_adjust:byte,
                    lp:byte, tmp:qword, unity:qword

        cld                                ;upward

        sub        cx, cx
```

NUMERICAL METHODS

```

mov     byte ptr lp, 3           ;should only take three passes
mov     qtnt_adjust, cl
or      cx, word ptr dividend[0]
or      cx, word ptr dividend[2]
or      cx, word ptr dividend[4]
or      cx, word ptr dividend[6]
je      ovrflw                  ;zero dividend

sub     cx, cx
or      cxr word ptr divisor[0]
or      cx, word ptr divisor[2]
or      cx, word ptr divisor[4]
or      cx, word ptr divisor[6]
je      ovrflw                  ;zero divisor

sub     ax, ax
mov     bx, 8

find_msb:                       ;look for MSB of divisor
lea     di, word ptr divisor
dec     bx
dec     bx
cmp     word ptr [di][bx], ax    ;di is pointing at divisor
je      find_msb

mov     byte ptr gtnt_adjust, bl
mov     ax, word ptr [di][bx]   ;get most significant word
sub     cx, cx                  ;save shifts here
cmp     bx, 2h                  ;see if already normalized
jb      shift_left
ja      shift_right
test    word ptr [di][bx], 8000h ;normalized?
jne     norm_dvsr               ;it's already there

shift_left:
dec     cx
shl     ax, 1
test    ah, 80h
jne     save_shift
jmp     shift_left              ;count the number of shifts to
normalize

shift_right:
inc     cx
shr     ax, 1
or      ax, ax
```

REAL NUMBERS

```
        je          save-shift
        jmp         shift right           ;count the number of shifts to
                                         ;normalize

save shift:
        mov         byte ptr shift, cl
        sub         ax, ax
shift back:
        cmp         word ptr [di][6], ax ;we will put radix point
                                         ;at word three

        je          norm_dvsr
        shr         wordptr [di][6], 1
        rcr         word ptr [di][4], 1
        rcr         word ptr [di][2], 1
        rcr         word ptr [di][0], 1
        jmp         shift back

norm dvsr:
        test        word ptr [di][4], 8000h
        jne         make_first
        shl         word ptr [di][0], 1 ;the divisor
        rcl         word ptr [di][2], 1 ;truly normalized
        rcl         word ptr [di][4], 1 ;for maximum
        jmp         norm_dvsr           ;this should normalize divisor

make first:
        mov         dx, 1000h
        sub         ax, ax
        mov         bx, word ptr [di][4] ;first approximation
                                         ;could come from a table

        div         bx
        sub         dx, dx               ;keep only the four least bits
        mov         cx, 4

correct dvsr:
        shl         ax, 1               ;don't want to waste time with
                                         ;a big shift

        rcl         dx, 1
        loop        correct_dvsr
        mov         word ptr divisor[4], ax
        mov         word ptr divisor[6], dx
        sub         cx, cx
        mov         word ptr divisor[2], cx
        mov         word ptr divisor[0], cx
        shr         dx, 1               ;don't want to waste time
```

NUMERICAL METHODS

```

                                ;with a big shift
rcr          ax, 1
mul          bx                  ;reconstruct for first attempt
shl          ax, 1              ;don't want to waste time
                                ;with a big shift

rcl          dx, 1
mov          word ptr unity[4], dx
sub          cx, cx
mov          word ptr unity[6], cx
mov          word ptr unity[2], cx
mov          word ptr unity, cx

makeproportion:                  ;this could be done with
                                ;a table
mov          word ptr proportion[4], dx
sub          ax, ax
mov          word ptr proportion[6], ax
mov          word ptr proportion[2], ax
mov          word ptr proportion, ax

invert_proportion:
not          word ptr proportion[6]
not          word ptr proportion[4]
not          word ptr proportion[2]
neg          word ptr proportion    ;attempt to develop with
                                ;2's complement

jc          mloop
add          word ptr proportion[2], 1
adc          word ptr proportion[4], 0
adc          word ptr proportion[6], 0

mloop:
and          word ptr proportion[6], 1    ;make it look like it was
                                ;subtracted from 2
invoke      mul64, proportion, divisor, addr temp

lea         si, word ptr temp[6]
lea         di, word ptr divisor
mov         cx, 4
rep        movsw

invoke      mul64, proportion, unity, addr temp

lea         si, word ptr temp[6]
```

REAL NUMBERS

```
        lea        di, word ptr unity
        mov        cx, 4
rep     movsw
        lea        si, word ptr temp[6]
        lea        di, word ptr proportion
        mov        cx, 4
rep     movsw

        dec        byte ptr lp
        je         divnewt_shift
        jmp        invert_proportion        ;six passes for 64 bits

ovrflw:
        sub        ax, ax
        not        ax
        mov        cx, 4
        mov        di, word ptr quotient
rep     stosw        ;make infinite answer
        jmp        divnewt_exit

divnewt_shift:
        lea        di, word ptr divisor
        mov        cl, byte ptr shift        ;get shift count
        or         cl, cl
        js         qtnt_left        ;positive, shift left
qtnt_right:
        mov        ch, 10h
        sub        ch, cl
        mov        cl, ch
        sub        ch, ch
        jmp        qtlft

qtnt_left:
        neg        cl
        sub        ch, ch
        add        cl, 10h        ;we want to take it to the MSB
qtlft:
        shl        word ptr [di][0], 1
        rcl        word ptr [di][2], 1
        rcl        word ptr [di][4], 1
        rcl        word ptr [di][6], 1
        loop       qtlft

divnewt_mult:        ;multiply reciprocal by dividend
```


NUMERICAL METHODS

```
        sub        ax, ax                ;see that temp is clear
        mov        cx, 8
        lea        di, word ptr temp
rep     stosw

        invoke     mul64, dividend, divisor, addr temp
        mov        bx, 4                ;adjust for magnitude of result
        add        bl, byte ptr qtnt_adjust
        mov        di, word ptr quotient
        lea        si, word ptr temp
        add        si, bx
        cmp        bl, 0ah
        jae        write_zero
        mov        cx, 4
rep     movsw
        jmp        divnewt_exit

write_zero:
        mov        cx, 3
rep     movsw
        sub        ax, ax
        stosw
divnewt_exit:
        popf
        ret
divnewt     endp
```

Division by Multiplication

If the denominator and numerator of a fraction are multiplied by the same factor, the ratio does not change. If a factor could be found, such that multiplying it by the denominator causes the denominator to approach one, then multiplying the numerator by the same factor must cause that numerator to approach the quotient of the ratio or simply the result of the division.

In this procedure, as in the last, you normalize the divisor, or numerator-that is, shift it so that its most significant one is to the immediate right of the radix point, creating a number-such that $.5 \geq \text{number} < 1$. To keep the ratio between the denominator and numerator equal to the original fraction, perform the same number of shifts, in the same direction, on the dividend or numerator.

Next, express the divisor, which is equal to or greater than one half and less than one, as one minus some offset:

REAL NUMBERS

$$\text{divisor} = 1 - \text{offset}$$

To bring this number, $1 - \text{offset}$, closer to one, choose another number by which to multiply it which will retain its original value and increase it by the offset, such as:

$$\text{multiplier} = 1 + \text{offset}.$$

To derive the first attempt, multiply this multiplier by the divisor:

$$\text{multiplier} * \text{divisor} = (1 - \text{offset}) * (1 + \text{offset}) = 1 - \text{offset}^2$$

followed by

$$(1 + \text{offset}) * \text{dividend}$$

As you can see, the result of this single multiplication has brought the divisor closer to one (and the dividend closer to the quotient). For the next iteration, $1 - \text{offset}^2$ is multiplied by $1 + \text{offset}^2$ (with a similar multiplication to the dividend). The result is $1 - \text{offset}^4$, which is closer still to one. Each following iteration of $1 - \text{offset}^n$ is multiplied by $1 + \text{offset}^n$ (with that same $1 + \text{offset}^n$ multiplying the dividend) until the divisor is one, or almost one, which is .11111111...B to the word size of the machine you're working on. Since the same operation was performed on both the dividend and the divisor, the ratio did not change and you need not realign the quotient.

To illustrate, let's look at how this procedure works on the decimal division $12345/1222$. Remember that a bit is a digit in binary. Normalizing the denominator in the discussion above required shifting it so that its most significant one was to the immediate right of the radix point. The same thing must be done to the denominator in the decimal fraction $12345/1222D$; $1222D$ becomes $.9776D$, and performing the same number of shifts (in the same direction) on the numerator, 12345 , yields $9.8760D$. Since the divisor ($.9976D$) is equal to $1 - .0224$, make the first multiplier

NUMERICAL METHODS

equal to $1 + .0224$ and multiply divisor * $(1 + .0224) = .99949824D$. You then take $9.8760D$, the dividend, times $(1 + .0224)$ to get $10.0972224D$. On the next iteration, the multiplier is $(1 + .0224^2)$, or $1.000501760D$, which multiplied by the denominator is $.999999748D$ and by the numerator is $10.10228878D$. Finally, multiplying $.999999748D$ by $(1 + .0224^4)$ produces a denominator of $.999999999D$, and $(1 + .0224^4)$ times $10.10228878D$ equals $10.10229133D$, our quotient. The next routine illustrates one implementation of this idea.

clivmul: Algorithm

1. Set pass counter, *lp*, for 6, enough for a 64-bit result. Check both operands for zero,
If either is zero, go to step 10.
Otherwise continue with step 2.
2. Find the most significant word of *divisor*, and see whether it is above or below the radix point,
If it's below, normalization is to the left; go to step 3a.
If it's above, normalization is to the right; go to step 3b.
If it's right there, see whether it's already normalized.
if so, skip to step 4.
Otherwise, continue with step 3a.
3. a) Shift a copy of the most significant word of the divisor left until the MSB is one, counting the shifts as you go. Continue with step 4.
b) Shift a copy of the most significant word of the divisor right until it is zero, counting the shifts as you go. Continue with step 4.
4. Shift the actual divisor so that the MSB of the most significant word is one.
5. Shift the dividend right or left the same number of bits as calculated in step 3. This keeps the ratio between the dividend and the divisor the same.
6. $\text{Offset} = 1 - \text{normalized divisor}$.
7. Multiply the offset by the divisor, saving the result in a temporary register. Add the divisor to the temporary register to simulate the multiplication of $1 + \text{offset}$ by the divisor. Write the temporary register to the divisor.
8. Multiply the offset by the dividend, saving the result in a temporary

REAL NUMBERS

simulate the multiplication of 1 + offset by the dividend. Write the temporary register to the divisor.

9. Decrement *lp*,
If it's not yet zero, go to step 6.
Otherwise, the current dividend is the quotient; exit.
10. Overflow exit, leave with an error condition.

divmul: Listing

```
; ****  
;divmul-division by iterative multiplication  
;Underflow and overflow are determined by shifting. If the dividend shifts out on  
;any attempt to normalize, then we have "flowed" in whichever direction it  
;shifted out.  
;  
divmul proc uses bx cx dx di si, dividend:qword, divisor:qword, quotient:word  
  
    local        temp[8]:word, dvdnd:qword, dvsr:qword, delta:qword,  
divmsb:byte,  
                lp:byte, tmp:qword  
  
    cld                                ;upward  
  
    sub         cx, cx  
    mov         byte ptr lp, 6          ;should only take six passes  
    lea         di, word ptr dvdnd     ;check for zero  
    mov         ax, word ptr dividend[0]  
    mov         dx, word ptr dividend[2]  
    or          cx, ax  
    or          cx, dx  
    mov         word ptr [di][0], ax  
    mov         word ptr [di][2], dx  
    mov         ax, word ptr dividend[4]  
    mov         dx, word ptr dividend[6]  
    mov         word ptr [di][4], ax  
    mov         word ptr [di][6], dx  
    or          cx, ax  
    or          cx, dx  
    je          ovrlw                   ;zero dividend  
  
    sub         cx, cx  
    lea         di, word ptr dvsr      ;check for zero  
    mov         ax, word ptr divisor[0]  
    mov         dx, word ptr divisor[2]
```

NUMERICAL METHODS

```

    or        cx, ax
    or        cx, dx
    mov       word ptr [di], ax
    mov       word ptr [di+2], dx
    mov       ax, word ptr divisor[4]
    mov       dx, word ptr divisor[6]
    mov       word ptr [di+4], ax
    mov       word ptr [di+6], dx
    or        cx, ax
    or        cx, dx
    je        ovrflw                ;zero divisor

    sub       ax, ax
    mov       bx, 8

find_MSB:                ;look for MSB of divisor
    dec       bx
    dec       bx
    cmp       word ptr [di][bx], ax ;di is pointing at dvsr
    je        find_msb

    mov       ax, word ptr [di][bx] ;get MSW
    sub       cx, cx                ;save shifts here
    cmp       bx, 2h                ;see if already
                                        ;normalized

    jb        shift_left
    ja        shift_right
    test      word ptr [di][bx], 8000h ;normalized?
    jne       norm_dvsr            ;it's already there

shift_left:
    dec       cx
    shl       ax, 1
    test      ah, 80h
    jne       norm_dvsr
    jmp       shift_left            ;count the number of
                                        ;shifts to normalize

shift_right:
    inc       cx
    shr       ax, 1
    or        ax, ax
    je        norm_dvsr
    jmp       shift_right            ;count the number of shifts
                                        ;to normalize
```

REAL NUMBERS

```
norm dvsr:
    test    word ptr [di][6], 8000h
    jne    norm dvdnd                ;we want to keep
    shl    word ptr [di][0], 1      ;the divisor
    rcl    word ptr [di][2], 1      ;truly normalized
    rcl    word ptr [di][4], 1      ;for maximum
    rcl    word ptr [di][6], 1      ;precision
    jmp    norm_dvsr                ;this should normalize dvsr

norm dvdnd:
    cmp    bl, 4h                    ;bx still contains pointer
                                        ;to dvsr
    jbe    chk_2
    add    cl, 10h                    ;adjust for word
    jmp    ready_dvdnd

chk_2:
    cmp    bl, 2h
    jae    ready_dvdnd
    sub    cl, 10h                    ;adjusting again for size
                                        ;of shift

ready_dvdnd:
    lea    di, word ptr dvdnd
    or     cl, cl
    je     makedelta                ;no adjustment necessary
    or     cl, cl
    jns    do_dvdnd_right
    neg    cl
    sub    ch, ch
    jmp    do_dvdnd_left

do_dvdnd_right:
    shr    word ptr [di][6], 1      ;no error on underflow
    rcr    word ptr [di][4], 1      ;unless it becomes zero,
                                        ;there may still be some

useable information
    rcr    word ptr [di][2], 1
    rcr    word ptr [di][0], 1
    loop   do_dvdnd_right            ;this should normalize dvsr
    sub    ax, ax
    or     ax, word ptr [di][6]
    or     ax, word ptr [di][4]
    or     ax, word ptr [di][2]
    or     ax, word ptr [di][0]
```

NUMERICAL METHODS

```

        jne          setup
        mov          di, word ptr quotient
        mov          cx, 4
rep     stosw
        jmp          divmul exit          ;if it is now a zero,
                                         ;that is the result

do_dvdnd_left
        shl          word ptr [di] [0], 1
        rcl          word ptr [di][2], 1
        rcl          word ptr [di][4], 1
        rcl          word ptr [di][6], 1
        jc           ovrlw                ;significant bits
                                         ;shifted out
                                         ;data unusable
                                         ;this should normalize dvsr
        loop         do_dvdnd_left

setup:
        mov          si, di
        mov          di, word ptr quotient
        mov          cx, 4
rep     movsw                            ;put shifted dividend
                                         ;into quotient

makedelta:
                                         ;this could be done with
                                         ;a table
        lea          si, word ptr dvsr
        lea          di, word ptr delta
        mov          cx, 4
rep     movsw                            ;move normalized dvsr
                                         ;into delta

        not          word ptr delta[6]
        not          word ptr delta[4]
        not          word ptr delta[2]
        neg          word ptr delta      ;attempt to develop with
                                         ;2's complement

        jc           mloop
        add          word ptr delta[2], 1
        adc          word ptr delta[4], 0
        adc          word ptr delta[6], 0

mloop:
        invoke       mul64, delta, dvsr, addr temp
```

REAL NUMBERS

```

    lea    si, word ptr temp[8]
    lea    di, word ptr tmp
    mov    cx, 4
rep  movsw

    invoke add64, tmp, dvsr, addr dvsr

    lea    di, word ptr divisor
    mov    si, word ptr quotient
    mov    cx, 4
rep  movsw
    invoke mul64, delta, divisor, addr temp

    sub    ax, ax
    cmp    word ptr temp[6], 8000h           ;an attempt to round
    jb     no_round                         ;.5 or above rounds up
    add    word ptr temp[8], 1
    adc    word ptr temp[10], ax
    adc    word ptr temp[12], ax
    adc    word ptr temp[14], ax
no_round:

    lea    si, word ptr temp[8]
    lea    di, word ptr tmp                 ;double duty
    mov    cx, 4
rep  movsw
    invoke add64, divisor, tmp, quotient

    dec    byte ptr lp
    je     divmul_exit
    jmp    makedelta                       ;six passes for 64 bits

ovrflw:
    sub    ax, ax
    not    ax
    mov    cx, 4
    mov    di, word ptr quotient
rep  stosw                                 ;make infinite answer
    jmp    divmul_exit

divmul_exit:
    popf
    ret
divmul                                     endp
```


NUMERICAL METHODS

- 1 Van Aken, Jerry, and Ray Simar. *A Conic Spline Algorithm*. Texas Instruments, 1988.
- 2 Van Aken, Jerry, and Carrel Killebrew Jr. *The Bresenham Line Algorithm*. Texas Instruments, 1988.
- 3 Cavanagh, Joseph J. F. *Digital Computer Arithmetic*. New York, NY: McGraw-HillBook Co., 1984, Pages 278-284. Also see Knuth, D. E. *Seminumerical Algorithms*. Reading, MA: Addison-Wesley Publishing Co., 1981, Pages. 295-297.
- 4 Cavanagh, Joseph J. F. *Digital Computer Arithmetic*. New York, NY: McGraw-HillBook Co., 1984, Pages 284-289.

Floating-Point Arithmetic

Floating-point libraries and packages offer the software engineer a number of advantages. One of these is a complete set of transcendental functions, logarithms, powers, and square-root and modular functions. These routines handle the decimal-point placement and housekeeping associated with arithmetic and even provide some rudimentary handles for numerical exceptions.

For the range of representable values, the IEEE 754 standard format is compact and efficient. A single-precision real requires only 32 bits and will handle a decimal range of 10^{38} to 10^{-38} , while a double-precision float needs only 64 bits and has a range of 10^{308} to 10^{-308} . Fixed-point representations of the same ranges can require a great deal more storage.

This system of handling real numbers is compact yet has an extremely wide dynamic range, and it's standardized so that it can be used for interapplication communication, storage, and calculation. It is slower than fixed point, but if a math coprocessor is available or the application doesn't demand speed, it can be the most satisfactory answer to arithmetic problems.

The advantages of floating point do come with some problems. Floating-point libraries handle so much for the programmer, quietly and automatically generating 8 to 15 decimal digits in response to input arguments, that it's easy to forget that those digits may be in error. After all, floating point is just fixed point wrapped up with an exponent and a sign; it has all the proclivities of fixed point to produce erroneous results due to rounding, loss of significance, or inexact representation. But that's true of any form of finite expression—precautions must always be taken to avoid errors. Floating-point arithmetic is still a valuable tool, and you can use it safely if you understand the limitations of arithmetic in general and of floating-point format, in particular.

NUMERICAL METHODS

What To Expect

Do you know what kind of accuracy your application needs? What is the accuracy of your input? Do you require only slide rule accuracy for fast plotting to screen? Or do you need the greatest possible accuracy and precision for iterative or nonlinear calculation?

These are important questions, and their answers can make the difference between calculations that succeed and those that fail. Here are a few things to keep in mind when using floating-point arithmetic.

- No mathematical operation produces a result more accurate than its weakest input. It's fine to see a string of numbers following a decimal point, but if that's the result of multiplying pi by a number accurate to two decimal places, you have two decimal places of accuracy at best.
- Floating point suffers from some of the very conveniences it offers the developer. Though most floating-point libraries use some form of extended precision, that's still a finite number of significant bits and may not be enough to represent the input to or result of a calculation. In an iterative loop, you can lose a bit more precision each time through an operation, this is especially true of subtraction.
- Floating point's ability to cover a wide range of values also leads to inaccuracies. Again, this is because the number of significant bits is finite: 24 for a short real and 53 for a long real. That means a short real can only represent 2^{23} possible combinations for *every power of two*.

To get the greatest possible precision into the double- and quadword formats of the short and long real, the integer 1 that must always exist in a number coerced to a value between 1.0 and 2.0 is omitted. This is called the *hidden bit*, and using its location for the LSB of the exponent byte allows an extra bit of precision. Both single and double-precision formats include the hidden bit.

Between 2^1 (2D) and 2^2 (4D), 2^{23} individual numbers are available in a short real. That leaves room for two cardinals (counting numbers, such as 1, 2, and 3) and a host of fractions-not an infinite number, as the number line allows, but still quite a few. These powers of two increase (1, 2, 4, 8...) and decrease (.5, .25, .125...), but the number of significant bits remains the same (except for denormal

FLOATING-POINT ARITHMETIC

arithmetic); each power of two can only provide 2^{23} individual numbers. This means that between two consecutive powers of two, such as 2^{32} and 2^{33} , on the number line are 4,294,967,296 whole numbers and an infinite number of fractions thereof. However, a single-precision float will only represent 2^{23} unique values. So what happens if your result isn't one of those numbers? It becomes one of those that 23 bits can represent.

Around 0.0 is a band that floating-point packages and coprocessors handle differently. The smallest legal short real has an exponent of 2^{-126} . The significand is zero, with only the implied one remaining (the hidden bit). That still leaves 8,388,607 numbers known as *denormals* to absolute zero. As the magnitude of these numbers decreases from 2^{-126} to 2^{-149} , the implied one is gone and a bit of precision is lost for every power of two until the entire significand is zero. This is described in the IEEE 854 specification as “gradual underflow” and isn't supported by all processors and packages. Use caution when using denormals; multiplication with them can result in so little significance that it may not be worth continuing, and division can blow up.

- It's easy to lose significance with floating-point arithmetic, and the biggest offender is subtraction. Subtracting two numbers that are close in value can remove most of the significance from your result, perhaps rendering your result meaningless as well. The lost information can be estimated according to the formula $Significance_lost = -\ln(1 - \text{minuend}/\text{subtrahend})/\ln(2)$, but this is of little value after the loss.'

Assume for a moment that you're using a floating-point format with seven significant decimal digits (a short real). If you subtract .1234567 from .1234000, the result is -5.67E-5. You have lost four decimal digits of significance. Instances of such loss are common in function calls involving transcendentals, where the operands are between 0.0 and 1.0.

This loss of significance can occur in other settings as well, such as those that involve modularity. Sines and cosines have a modularity based on $\pi/2$ or 90 degrees. Assuming a computation of harmonic displacement, $x = L \sin(\omega t)$, if ωt gets very large, which can happen if we are dealing with a high enough frequency

NUMERICAL METHODS

or a long enough time, very little significance will be left for calculating the sine. The equation $x = L \sin(\omega t)$, $\omega = 2\pi f$, with f being frequency and t being time, will calculate the angular displacement of a reference on a sinusoid in a given period of time. If the frequency of the sinusoid is 10 MHz and the time is 60 seconds, the result is an ωt of 3769911184.31. If this is expressed as a short real without extended precision, however, we'll have only enough bits to express the eight most significant digits (3.7699111E9). The very information necessary to compute the sine and quadrant is truncated. The sine of 3769911184.31 is 2.24811195116E-3, and the sine of 3.7699111E9 is -.492752198651. Computing with long reals will help, but it's limited to 15 decimal digits.

- The normal associative laws of addition and multiplication don't always function as expected with floating point. The associative law states:

$$(A+B)+C = A+(B+C)$$

Look at the following seven-digit example of floating point:

$$\begin{aligned} (7.654321 + (-1234567)) + 1234568 &= \\ -1234559 + 1234568 &= \\ 9 \end{aligned}$$

while

$$\begin{aligned} 7.654321 + (-1234567 + 1234568) &= \\ 7.654321 + 1 &= \\ 8.654321 \end{aligned}$$

Note that the results aren't the same. Of course, using double-precision arguments will minimize such problems, but it won't eliminate them. The number of significant bits available in each precision heavily affects the accuracy of what you're representing.

- It is hard to find any true equalities in floating-point arithmetic. It's nearly impossible to find any exactitudes, without which there can be no equalities. D. E. Knuth suggested a new set of symbols for floating point.² These symbols were

FLOATING-POINT ARITHMETIC

“round” (because the arithmetic was only approximate) and included a round plus, a round minus, a round multiply, and a round divide. Following from that set was a floating-point compare that assessed the relative values of the numbers. These operations included conditions in which one number was definitely less than, approximately equal to, or definitely greater than another.

Most floating-point packages compare the arguments exactly. This usually works in greater-than/less-than situations, depending on the amount of significance left in the number, but almost never works in equal-to comparisons.

What this means is that the results of a computation depend on the precision and range of the input and the kind of arithmetic performed. When you prepare operations and operands, make sure the precision you choose is appropriate.

Though single-precision arguments will be used in this discussion, the same problems exist in double precision.

A Small Floating-Point Package

The ability to perform floating-point arithmetic is a big advantage. Without a coprocessor to accelerate the calculations it may never equal fixed points for speed, but the automatic scaling, convenient storage, standardized format, and the math routines are nice to have at your fingertips. Unfortunately, even in systems where speed isn't a problem, code size can make the inclusion of a complete floating-point package impossible.

Your system may not require double-precision support—it might not need the trigonometric or power functions—but could benefit from the ability to input and process real-world numbers that fixed point can't handle comfortably. Unfortunately, most packages are like black boxes that require the entire library or nothing; this is especially true of the more exotic processors that have little third-party support. It's hard to justify an entire package when only a few routines are necessary. At times like this, you might consider developing your own.

The rest of this chapter introduces the four basic arithmetic operations in floating point. The routines do not conform to IEEE 754 in all ways—most notably the numeric exceptions, many of which are a bit dubious in an embedded application—

NUMERICAL METHODS

but they do deliver the necessary accuracy and resolution and show the inner workings of floating point. With the routines presented later in the book, they're also the basis for a more complete library that can be tailored to the system designer's needs.

The following procedures are single-precision (short real) floating-point routines written in 80x86 assembler, small model, with step-by-step pseudocode so you can adapt them to other processors.

Only the techniques of addition, subtraction, multiplication, and division will be described in this chapter; refer to FPMATH.ASM for complementary and support functions.

The Elements of a Floating-Point Number

To convert a standard fixed-point value to one of the two floating-point formats, you must first *normalize* it; that is, force it through successive shifts to a number between 1.0 and 2.0. (Note that this differs from the normalization described earlier in the fixed-point routines, which involved coercing the number to a value greater than or equal to one-half and less than one. This results in a representation that consists of: a sign, a number in fixed-point notation between 1.0 and 2.0, and an exponent representing the number of shifts required. Mathematically, this can be expressed as³

$$\sum_{k=1}^{24} f_k * 2^{-k}$$

for $-125 \leq \text{exponent} \leq 128$ in single precision and

$$\text{sign} * 2^{\text{exponent}} * \sum_{k=1}^{53} f_k * 2^{-k}$$

for $-1,021 \leq \text{exponent} \leq 1,024$ in double precision.

FLOATING-POINT ARITHMETIC

Since the exponent is really the signed (int) \log_2 of the number you're representing, only numbers greater than 2.0 or less than 1.0 have an exponent other than zero and require any shifts at all. Very small numbers (less than one) must be normalized using left shifts, while large numbers with or without fractional extensions require right shifts. As the number is shifted to the right, the exponent is incremented; as the number is shifted to the left, the exponent is decremented.

The IEEE 754 standard dictates that the exponent take a certain form for some errors and for zero. For a Not a Number (NaN) and infinity, the exponent is all ones; for zero, it is all zeros. For this to be the case, the exponent is biased—127 bits for single precision, 1023 for double precision.

Figure 4-1 shows the components of a floating-point number: a single bit representing the sign of the number (signed magnitude), an exponent (8 bits for single precision and 11 bits for double precision), and a mantissa (23 bits for single precision, 52 bits for double).

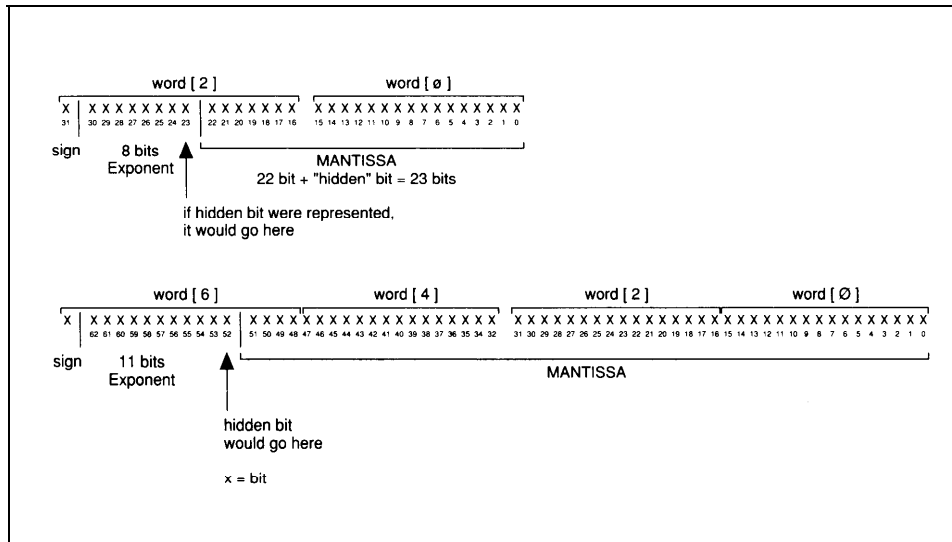


Figure 4-1. Single and double-precision floating-point numbers.

NUMERICAL METHODS

Let's look at an example of a single-precision float. The decimal number 14.92 has the following binary fixed-point representation (the decimal point is shown for clarity):

```
1110.11101011100001010010
```

We need three right shifts to normalize it:

```
1.11011101011100001010010 x 23
```

We add 127D to the exponent to make it 130D (127 + 3):

```
10000010B
```

Because this is a positive number, the sign bit is 0 (the bit in parentheses is the hidden bit):

```
0+10000010+(1)11011101011100001010010B
```

or

```
416eb852H
```

The expression of the fractional part of the number depends on the precision used. This example used 24 bits to conform to the number of bits in the single-precision format. If the number had been converted from a 16-bit fixed-point word, the single-precision version would be 416eb000H. Note the loss of significance.

Retrieving the fixed-point number from the float is simply a matter of extracting the exponent, subtracting the bias, restoring the implied leading bit, and performing the required number of shifts. The bandwidth of the single-precision float is fairly high—approximately 3.8 db—so having a data type to handle this range would require more than 256 bits. Therefore we need some restrictions on the size of the fixed-point value to which we can legally convert. (For more information, refer to Chapter 5 .)

FLOATING-POINT ARITHMETIC

Extended Precision

If all floating-point computations were carried out in the precision dictated by the format, calculations such as those required by a square-root routine, a polynomial evaluation, or an infinite series could quickly lose accuracy. In some cases, the results would be rendered meaningless. Therefore, IEEE 754 also specifies an extended format for use in intermediate calculations.³ This format increases both the number of significant bits and the exponent size. Single-precision extended is increased from 24 significant bits to at least 32, with the exponent increased to at least 11 bits. The number of significant bits for double precision can be greater than 79 and the exponent equal to or greater than 15 bits.

This extended precision is invisible to users, who benefit from added accuracy in their results. Those results are still in the standard single or double-precision format, necessitating a set of core routines (using extended precision) that are generally unavailable to the normal user. Another set of routines is needed to convert standard format into extended format and back into standard format, with the results rounded at the end of a calculation.

The routines described later in this chapter take two forms. Some were written, for debugging purposes, to be called by a higher-level language (C); they expect single-precision input and return single-precision output. They simply convert to and from single precision to extended format, passing and receiving arguments from the core routines. These external routines have names that begin with *fp_*, such as *fp_mul*. The core routines operate only with extended precision and have names beginning with *fl*, such as *flmul*; these routines cannot be called from C.⁴

The extended-precision level in these routines uses a quadword for simple parameter passing and offers at least a 32-bit significand. This simplifies the translation from extended to standard format, but it affords less immunity to loss of significance at the extremes of the single precision floating range than would a greater number of exponent bits. If your application requires a greater range, make the exponent larger—15-bits is recommended—in the higher level routines before passing the values to the core routines. This can actually simplify exponent handling during intermediate calculations.

Use the core routines for as much of your work as you can; use the external

NUMERICAL METHODS

routines when the standard format is needed by a higher-level language or for communications with another device. An example of a routine, *cylinder*, that uses these core routines to compute the volume of a cylinder appears in the module FPMATH.ASM, and many more appear in TRANS.ASM.

The External Routines

This group includes the basic arithmetic procedures—*fp_mul*, *fp_div*, *fp_add*, and *fp_sub*. Written as an interface to C, they pass arguments and pointers on the stack and write the return values to static variables.

In *fp_add*, two single-precision floating-point numbers and a pointer to the result arrive on the stack. Local variables of the correct precision are created for each of the floats, and memory is reserved for the extended result of the core routines. A quadword is reserved for each of the extended variables, including the return; the single-precision float is written starting at the second word, leaving the least significant word for any extended bits that result from intermediate calculations.

After the variables are cleared, the doubleword floats are written to them and the core routine, *fladd*, is called. Upon return from *fladd*, the routine extracts the single-precision float (part of the extended internal float) from the result variable, rounds it, and writes it out with the pointer passed from the calling routine.

***fp_add*: Algorithm**

1. Allocate and clear storage for three quadwords, one for each operand and one for the extended-precision result.
2. Align the 32-bit operands within the extendedvariables so that the least significant byte is at the boundary of the second word.
3. Invoke the core addition routine with both operands and a pointer to the quadword result.
4. Invoke the rounding routine with the result of the previous operation and a pointer to that storage.
5. Pull the 32-bit float out of the extended variable, write it to the static variable, and return.

FLOATING-POINT ARITHMETIC

fp-add: Listing

```
; *****  
;  
fp_add proc uses bx cx dx si di,  
          fp0:dword, flp1:dword, rptr:word  
    local flp0:qword, flp1:qword, result:qword  
    pushf  
    cld  
    xor     ax,ax  
    lea    di,word ptr result  
    mov    cx,4  
    rep stosw  
  
    lea    di,word ptr flp0  
    mov    cx,4  
    rep stosw  
  
    lea    di,word ptr flp1                ;clear variables for  
                                          ;the core routine  
    mov    cx,4  
    rep stosw  
  
    lea    si,word ptr fp0  
    lea    di,word ptr flp0[2]  
    mov    cx,2  
    rep movsw  
    lea    si,word ptr flp1  
    lea    di,word ptr flp1[2]           ;align the floats  
                                          ;within the extended  
                                          ;variables  
  
    mov    cx,2  
    rep movsw  
    invoke fladd, flp0, flp1, addr result ;do the add  
    invoke round, result, addr result    ;round the result  
    lea    si, word ptr result[2]        ;make it a standard float  
  
    mov    di,rptr  
    mov    cx,2  
    rep movsw  
    popf  
    ret  
fp_add endp
```

NUMERICAL METHODS

This interface is consistent throughout the external routines. The prototypes for these basic routines and *fp_comp* are:

```
fp_add proto c fp0:dword, fp1:dword, rptr:word
fp_sub proto c fp0:dword, fp1:dword, rptr:word
fp_mul proto c fp0:dword, fp1:dword, rptr:word
fp_div proto c fp0:dword, fp1:dword, rptr:word
fp_camp proto c fp:dword, fp1:dword
```

Fp_comp compares two floating-point values and returns a flag in AX specifying whether *fp0* is greater than *fp1* (1), equal to *fp1* (0), or less than *fp1* (-1). The comparison assumes the number is rounded and does not include extended-precision bits. (FPMATH.ASM contains the other support routines.)

The Core Routines

Because these routines must prepare the operands and pass their arguments to the appropriate fixed-point functions, they're a bit more complex and require more explanation. They disassemble the floating-point number, extract the exponent, and align the radix points to allow a fixed-point operation to take place. They then take the results of these calculations and reconstruct the float.

The basic arithmetic routines in this group include:

```
fladd proto flp0:qword, flp1:qword, rptr:word
      -flp0 is addend0; flp1 is addend1

flsub proto flp0:qword, flp1:qword, rptr:word
      -flp0 is the minuend; flp1 is the subtrahend

flmul proto flp0:qword, flp1:qword, rptr:word
      -flp0 is the multiplicand; flp1 is the multiplier

fldiv proto flp0:qword, flp1:qword, rptr:word
      -flp0 is the dividend; flp1 is the divisor
```

FLOATING-POINT ARITHMETIC

For pedagogical and portability reasons, these routines are consistent in terms of how they prepare the data passed to them.

Briefly, each floating-point routine must do the following:

1. Set up any variables required for the arguments that are passed and for the results of the current computations.
2. Check for initial errors and unusual conditions.
 - Division:
 - divisor == zero: return divide by zero error
 - divisor == infinite: return zero
 - dividend == zero: return infinity error
 - dividend == infinite: return infinite
 - dividend == divisor: return one
 - Multiplication:
 - either operand == zero: return zero
 - either operand == infinite: return infinite
 - Subtraction:
 - minuend == zero: do two's complement of subtrahend
 - subtrahend == zero: return minuend unchanged
 - operands cannot align: return largest with appropriate sign
 - Addition:
 - either addend == zero: return the other addend unchanged
 - operands cannot align: return largest
3. Get the signs of the operands. These are especially useful in determining what action to take during addition and subtraction.
4. Extract the exponents, subtracting the bias. Perform whatever handling is required by that procedure. Calculate the approximate exponent of the result.
5. Get the mantissa.
6. Align radix points for fixed-point routines.

NUMERICAL METHODS

7. Perform fixed-point arithmetic.
8. Check for initial conditions upon return. If a zero is returned, this is a shortcut exit from the routine.
9. Renormalize, handling any underflow or overflow.
10. Reassert the sign.
11. Write the result and return.

Fitting These Routines to an Application

One of the primary purposes of the floating-point routines in this book is to illustrate the inner workings of floating-point arithmetic; they are not assumed to be the best fit for your system. In addition, all the routines are written as *near* calls. This is adequate for many systems, but you may require *far* calls (which would require *far* pointers for the arguments). The functions write their return values to static variables, an undesirable action in multithreaded systems because these values can be overwritten by another thread. Though the core routines use extended precision, the exponents are not extended; if you choose to extend them, 15 bits are recommended. This way, the exponent and sign bit can fit neatly within one word, allowing as many as 49 bits of precision in a quadword format. The exceptions are not fully implemented. If your system needs to detect situations in which the mathematical operation results in something that cannot be interpreted as a number, such as Signaling or Quiet NANS, you will have to write that code. Many of the in-line utility functions in the core and external routines may also be rewritten as stand alone subroutines. Doing so can make handling of the numerics a bit more complex but will reduce the size of the package.

These routines work well, but feel free to make any changes you wish to fit your target. A program on the disk, MATH.C, may help you debug any modifications; I used this technique to prepare the math routines for this book.

Addition and Subtraction: FLADD

Fladd, the core routine for addition and subtraction, is the longest and most complex routine in FPMATH.ASM (and perhaps the most interesting). We'll use it

FLOATING-POINT ARITHMETIC

as an example, dissecting it into the prologue, the addition, and the epilogue.

The routine for addition can be used without penalty for subtraction because the sign in the IEEE 754 specification for floating point is signed magnitude. The MSB of the short or long real is a 1 for negative and a 0 for positive. The higher-level subtraction routine need only *XOR* the MSB of the subtrahend before passing the parameters to *fladd* to make it a subtraction.

Addition differs from multiplication or division in at least two respects. First, one operand may be so much smaller than the other that it will contribute no significance to the result. It can save steps to detect this condition early in the operation. Second, addition can occur anywhere in four quadrants: both operands can be positive or both negative, the summand can be negative, or the addend can be negative.

The first problem is resolved by comparing the difference in the exponents of the two operands against the number of significant bits available. Since these routines use 40 bits of precision, including extended precision, the difference between the exponents can be no greater than 40. Otherwise no overlap will occur and the answer will be the greater of the two operands no matter what. (Imagine adding .00000001 to 100.0 and expressing the result in eight decimal digits). Therefore, if the difference between the exponents is greater than 40, the larger of the two numbers is the result and the routine is exited at that point. If the difference is less than 40, the smaller operand is shifted until the exponents of both operands are equal.

If the larger of the two numbers is known, the problem of signs becomes trivial. Whatever the sign of the larger, the smaller operand can never change it through subtraction or addition, and the sign of the larger number will be the sign of the result. If the signs of both operands are the same, addition takes place normally; if they differ, the smaller of the two is two's complemented before the addition, making it a subtraction.

The *fladd* routine is broken into four logical sections, so each part of the operation can be explained more clearly. Each section comprises a pseudocode description followed by the actual assembly code listing.

NUMERICAL METHODS

FLADD: The Prologue.

1. Two quadword variables, *opa* and *opb*, are allocated and cleared for use later in the routine. Byte variables for the sign of each operand and a general sign byte are also cleared.
2. Each operand is checked for zero.
If either is zero, the routine exits with the other argument as its answer.
3. The upper word of each float is loaded into a register and shifted left once into the sign byte assigned to that operand. The exponent is then moved to the exponent byte of that operand, *exp0* and *expl*. Finally, the exponent of the second operand is subtracted from the exponent of the first and the difference placed in a variable, *diff*.
4. The upper words of the floats are *AND*ed with 7fH to clear the sign and exponent bits. They're then *OR*ed with 80H to restore the hidden bit.

We now have a fixed-point number in the form 1.xxx.

FLADD: The Prologue

```
; *****  
;  
;  
fladd proc uses bx cx dx si di,  
        fp:qword, fpl:qword, rptr:word  
    local opa:qword, opb:qword, signa:byte,  
        signb:byte, exponent:byte, sign:byte,  
        diff:byte, sign0:byte, sign1:byte,  
        exp0:byte, expl:byte  
  
    pushf  
    std                                ;decrement  
    xor     ax,ax                       ;clear appropriate variables  
    lea    di,word ptr opa[6]          ;larger operand  
    mov    cx,4  
rep     stosw word ptr [di]  
    lea    di,word ptr opb[6]          ;smaller operand  
    mov    cx,4  
rep     stosw word ptr [di]  
    mov    byte ptr sign0, al  
    mov    byte ptr sign1, al  
    mov    byte ptr sign, al           ;clear sign
```

FLOATING-POINT ARITHMETIC

```
chk_fp0:
    mov     cx, 3                ;check for zero
    lea    di,word ptr fp0[4]
    repe   scasw                ;di will point to the first
nonzero
    jnz    chk_fpl
    lea    si,word ptr fp1[4]   ;return other addend
    jmp    short leave with other

chk_fpl:
    mov     cx, 3
    lea    di,word ptr fp1[4]
    repe   scasw                ;di will point to the
                                ;first nonzero
    jnz    do add
    lea    si,word ptr fp0[4]   ;return other addend

; *****
leave with other:
    mov     di,word ptr rptr
    add    di,4
    mov     cx,3
    rep    movsw
    jmp    fp_addex

; *****
do_add:
    lea    si,word ptr fp0
    lea    bx,word ptr fp1
    mov    ax,word ptr [si][4]  ;fp0
    shl   ax,1                  ;dump the sign
    rcl   byte ptr sign0, 1     ;collect the sign
    mov   byte ptr exp0, ah     ;get the exponent
    mov   dx,word ptr [bx][4]   ;fp1
    shl   dx,1                  ;get sign
    rcl   byte ptr sign1, 1
    mov   byte ptr exp1, dh     ;and the exponent
    sub   ah, dh
    mov   byte ptr diff, ah     ;and now the difference

restore-missing-bit:           ;set up operands
    and   word ptr fp0[4], 7fh
    or    word ptr fp0[4], 80h
```

NUMERICAL METHODS

```
mov      ax, word ptr fp1      ;load these into registers;
                                      ;we'll use them
mov      bx, word ptr fp1[2]
mov      dx, word ptr fp1[4]
and      dx,7fh
or       dx,80h
mov      word ptr fp1[4], dx
```

The FLADD Routine:

5. Compare the difference between the exponents.
If they're equal, continue with step 6.
If the difference is negative, take the second operand as the largest and continue with step 7.
If the difference is positive, assume that the first operand is largest and continue with step 8.
6. Continue comparing the two operands, most significant words first.
If, on any compare except the last, the second operand proves the largest, continue with step 7.
If, on any compare except the last, the first operand proves the largest, continue with step 8.
If neither is larger to the last compare, continue with step 8 if the second operand is larger and step 7 if the first is equal or larger.
7. Two's-complement the variable *diff* and compare it with 40D to determine whether to go on.
If it's out of range, write the value of the second operand to the result and leave.
If it's in range, move the exponent of the second operand to *exponent*, move the sign of this operand to the variable holding the sign of the largest operand, and move the sign of the other operand to the variable holding the sign of the smaller operand.
Load this fixed-point operand into *opa* and continue with step 9.
8. Compare *diff* with 40D to determine whether it's in range.
If not, write the value of the first operand to the result and leave.
If so, move the exponent of the first operand to *exponent*, move the sign of this operand to the variable holding the sign of the largest operand, and move the sign of the other operand to the variable holding the sign of the smaller operand. Load this fixed-point operand into *opa* and continue with step 9.

FLOATING-POINT ARITHMETIC

The FLADD Routine: Which Operand is Largest?

```
find_largest:
    cmp     byte ptr diff,0
    je     cmp_rest
    test   byte ptr diff,80h           ;test for negative
    je     numa_bigger
    jmp    short numb_bigger

cmp_rest:
    cmp     dx, word ptr fp0[4]
    ja     numb_bigger                 ;if above
    jb     numa_bigger                 ;if below
    cmp     bx, word ptr fp0[2]
    ja     numb_bigger
    jb     numa_bigger
    cmp     ax, word ptr fp0[0]
    jb     numa_bigger
                                           ;defaults to numb

numb_bigger:
    sub     ax, ax
    mov     al,byte ptr diff
    neg     al
    mov     byte ptr diff,al           ;save difference
    cmp     al,60                       ;do range test
    jna

; *****                               ;this is an exit!!!!
    lea     si,word ptr fp1[6]         ;this is a range error
leave_with_largest:
                                           ;operands will not
                                           ;line up
    mov     di,word ptr rptr           ;for a valid addition
    add     di,6                       ;leave with largest
                                           ;operand
    mov     cx,4                       ;that is where the
rep    movsw                            ;significance is anyway
    jw     fp_addex
range_errora:
    lea     si,word ptr fp0[6]
    jmp    short leave_with_largest

; *****
```

NUMERICAL METHODS

```
in_range:
    mov     al,byte ptr expl
    mov     byte ptr exponent,al           ;save exponent of largest
                                           ;value
    mov     al, byte ptr signl
    mov     signa, al
    mov     al, byte ptr sign0
    mov     byte ptr signb, al
    lea     si, word ptr fp1[6]           ;load opa with largest operand
    lea     di,word ptr opa[6]
    mov     cx,4
rep     movsw

signb_positive:
    lea     si, word ptr fp0[4]           ;set to load opb
    jmp     shift_into_position

numa_bigger:
    sub     ax, ax
    mov     al,byte ptr diff
    cmp     al,60
    jae     range_errora                 ;do range test
    mov     al,byte ptr exp0
    mov     byte ptr exponent,al         ;save exponent of largest value
    mov     al, byte ptr signl
    mov     byte ptr signb, al
    mov     al, byte ptr sign0
    mov     byte ptr signa, al
    lea     si, word ptr fp0[6]           ;load opa with largest
                                           ;operand
    lea     di,word ptr opa[6]
    mov     cx,4
rep     movsw
    lea     si, word ptr fp1[4]           ;set to load opb
```

The FLADD Routine: Aligning the Radix Points.

9. Divide *diff* by eight to determine how many bytes to shift the smaller operand so it aligns with the larger operand.
Adjust the remainder to reflect the number of bits yet to be shifted, and store it in AL.
Subtract the number of bytes to be shifted from a maximum of four and

FLOATING-POINT ARITHMETIC

add this to a pointer to *opb*. That gives us a starting place to write the most significant word of the smaller operand (we're writing downward).

10. Write as many bytes as will fit in the remaining bytes of *opb*. Move the adjusted remainder from step 9 to CL and test for zero.

If the remainder is zero, no more shifting is required; continue with step 12.

Otherwise, continue at step 11.

11. Shift the smaller operand bit by bit until it's in position.
12. Compare the signs of the larger and smaller operands.

If they're the same, continue with step 14.

If the larger operand is negative, continue with step 13.

Otherwise, subtract the smaller operand from the larger and continue with step 15.

13. Two's-complement the larger operand.
14. Add the smaller operand to the larger and return a pointer to the result.

The FLADD Routine: Aligning the Radix Point

```
shift_into_position:                ;align operands
    xor     ax,ax
    mov     bx,4
    mov     cl,3
    mov     ah,byte ptr diff
    shr     ax,cl                    ;ah contains # of bytes,
                                     ;al # of bits

    mov     cx,5h
    shr     al,cl
    sub     bl,ah                    ;reset pointer below initial
                                     ;zeros

    lea     di,byte ptr opb
    add     di,bx
    mov     cx,bx
    inc     cx

load_operand:
    movsb
    loop   load_operand
    mov     cl,al
    xor     ch,ch
    or     cx, cx
```

NUMERICAL METHODS

```
        je            end shift
shift_operand:
    shr            word ptr opb[6],1
    rcr            word ptr opb[4],1
    rcr            word ptr opb[2],1
    rcr            word ptr opb[0],1
    loop          shift_operand
end_shift:
    mov            al, byte ptr signa
    cmp            al, byte ptr signb
    je            just_add                ;signs alike, just add
opb_negative:
    not            word ptr opb[6]        ;do two's complement
    not            word ptr opb[4]
    not            word ptr opb[2]
    neg            word ptr opb[0]
    jc            just_add
    adc            word ptr opb[2],0
    adc            word ptr opb[4],0
    adc            word ptr opb[6],0

just_add:
    invoke         add64, opa, opb, rptr
```

FLADD: The Epilogue.

15. Test the result of the fixed-point addition for zero. If it's zero, leave the routine and write a floating-point zero to output.
16. Determine whether normalization is necessary and, if so, which direction to shift.

If the most significant word of the result is zero, continue with step 18.

If the MSB of the most significant word is zero, continue with step 17.

If the MSB of the second most significant byte of the result (the hidden bit) isn't set, continue with step 18.

Otherwise, no shifting is necessary; continue with step 19.
17. Shift the result right, incrementing the exponent as you go, until the second most significant byte of the most significant word is set. This will be the hidden bit. Continue with step 19.
18. Shift the result left, decrementing the exponent as you go, until the second most significant byte of the most significant word is set. This

FLOATING-POINT ARITHMETIC

will be the hidden bit. Continue with step 19.

19. Shift the most significant word left once to insert the exponent. Shift it back when you're done, then or in the sign.
20. Write the result to the output and return.

FLADD: The Epilogue

```
handle_sign:
    mov     si, word ptr rptr
    mov     dx, word ptr [si][4]
    mov     bx, word ptr [si][2]
    mov     ax, word ptr [si][0]

norm:
    sub     cx, cx
    cmp     ax, cx
    jne     not_zero
    cmp     bx, cx
    jne     not_zero
    cmp     dx, cx
    jne     not_zero
    jmp     write_result          ;exit with a zero
not_zero:
    mov     cx, 64
    cmp     dx, 0h
    je      rotate_result_left
    cmp     dh, 00h
    jne     rotate_result_right
    test    dl, 80h
    je      rotate_result_left
    jmp     short_done_rotate
rotate_result_right:
    shr     dx, 1
    rcr     bx, 1
    rcr     ax, 1
    inc     byte ptr exponent     ;decrement exponent with
                                ;each shift
    test    dx, 0ff00h
    je      done_rotate
    loop    rotate_result_right
rotate_result_left:
    shl     ax, 1
    rcl     bx, 1
```


NUMERICAL METHODS

```
        rcl         dx,1
        dec         byte ptr exponent          ;decrement exponent with
                                                ;each shift

        test        dx,80h
        jne         done rotate
        loop        rotate result left
done rotate:
        and         dx,7fh
        shl         dx, 1
        or          dh, byte ptr exponent      ;insert exponent
        shr         dx, 1
        mov         cl, byte ptr sign          ;sign of result of
                                                ;computation

        or          cl, cl
        je          fix sign
        or          dx,8000h

fix-sign:
        mov         cl, byte ptr signa         ;sign of larger operand
        or          cl, cl
        je          write result
        or          dx,80;0h

write result:
        mov         di,word ptr rptr
        mov         word ptr [di],ax
        mov         word ptr [di][2],bx
        mov         word ptr [di][4],dx
        sub         ax,ax
        mov         word ptr [di][6],ax

fp_addex:
        popf
        ret
fladd endp
```

At the core of this routine is a fixed-point subroutine that actually does the arithmetic. Everything else involves extracting the fixed-point numbers from the floating-point format and aligning. *Fladd* calls *add64* to perform the actual addition. (This is the same routine described in Chapter 2 and contained in the *FXMATH.ASM* listing in Appendix C and included on the accompanying disk). It adds two quadword variables passed on the stack with multiprecision arithmetic and writes the output to a static variable, *result*.

FLOATING-POINT ARITHMETIC

Multiplication and Division

One minor difference between the multiplication and division algorithms is the error checking at the entry point. Not only are zero and infinity tested in the prologue to division as they are in the prologue to multiplication, we also check to determine whether the operands are the same. If they are identical, a one is automatically returned, thereby avoiding an unnecessary operation.

Floating point treats multiplication and division in a manner similar to logarithmic operations. These are essentially the same algorithms taught in school for doing multiplication and division with logarithms except that instead of \log_{10} , these routines use \log_2 . (The exponent in these routines is the \log_2 of the value being represented.) To multiply, the exponents of the two operands are added, and to divide the difference between the exponents is taken. Fixed point arithmetic performs the multiplication or division, any overflow or underflow is handled by adjusting the exponents, and the results are renormalized with the new exponents. Note that the values added and subtracted as the biases aren't exactly 127D. This is because of the manner in which normalization is accomplished in these routines. Instead of orienting the hidden bit at the MSB of the most significant word, it is at the MSB of the penultimate byte (in this case DL). This shifts the number by 8 bits, so the bias that is added or subtracted is 119D.

FLMUL

The pseudocode for floating point multiplication is as follows:

flmul: Algorithm

1. Check each operand for zero and infinity.
If one is found to be infinite, exit through step 9.
If one is found to be zero, exit through step 10.
2. Extract the exponent of each operand, subtract 77H (119D) from one of them, and add to form the approximate exponent of the result.
3. Test each operand for sign and set the *sign* variable accordingly.
4. Restore the hiddenbit in eachoperand. Now each operand is a fixed-point number in the form 1.XXXX...

NUMERICAL METHODS

5. Multiply the two numbers with the fixed-point routine *mul64a*.
6. Check the result for zero. If it is zero, exit through step 10.
7. Renormalize the result, incrementing or decrementing the exponent at the same time. This accounts for any overflows in the result.
8. Replace the exponent, set the sign, and exit.
9. Infinity exit.
10. Zero exit.

flmul: Listing

```
; *****  
;  
;  
flmul proc          c uses bx cx dx si di,  
                   fp0:qword, fp1:qword, rptr:word  
  
    local          result[8]:word, sign:byte, exponent:byte  
  
    pushf  
    std  
    sub          ax,ax  
    mov          byte ptr sign,al          ;clear sign variable  
    lea          di,word ptr result[14]  
    mov          cx,8  
rep    stosw          ;and result variable  
  
;  
    lea          si,word ptr fp0          ;name a pointer to each fp  
    lea          bx,word ptr fp1  
    mov          ax,word ptr [si][4]  
    shl          ax,1  
    and          ax,0ff00h          ;check for zero  
    jne          is_a_inf  
    jmp          make_zero          ;zero exponent  
is_a_inf:  
    cmp          ax, 0ff00h  
    jne          is_b_zero  
    jmp          return_infinite      ;multiplicand is infinite  
is_b_zero:  
    mov          dx,word ptr [bx][4]  
    shl          dx,1  
    and          dx,0ff00h          ;check for zero
```

FLOATING-POINT ARITHMETIC

```

        jnz         is_b_inf
        jmp         make_zero           ;zero exponent
is_b_inf:
        cmp         dx,0ff00h
        jne         get_exp
        jmp         return_infinite    ;multiplicand is infinite
;
get_exp:
        sub         ah, 77h
        add         ah, dh             ;add exponents
        mov         byte ptr exponent,ah ;save exponent
;
        mov         dx,word ptr [si][4] ;set sign variable according
        or          dx, dx             ;to msb of float
        jns         a_plus
        not         byte ptr sign
a_plus:
        mov         dx,word ptr [bx][4] ;set sign according to msb
                                           ;of float
        or          dx, dx
        jns         restore_missing_bit
        not         byte ptr sign

restore_missing_bit:
        and         word ptr fp0[4], 7fh ;remove the sign and exponent
        or          word ptr fp0[4], 80h ;and restore the hidden bit
        and         word ptr fp1[4], 7fh
        or          word ptr fp1[4], 80h

        invoke      mul64a, fp0, fp1, addr result ;multiply with fixed point
                                           ;routine

        mov         dx, word ptr result [10] ;check for zeros on return
        mov         bx, word, ptr result[8]
        mov         ax, word, ptr results[6]

        sub         cx, cx
        cmp         ax,cx
        jne         not_zero
        cmp         bx,cx
        jne         not_zero
        cmp         dx,cx
        jne         not_zero
        jmp         fix_sign           ;exit with a zero

```

NUMERICAL METHODS

```
not_zero:
    mov     cx,64                               ;should never go to zero
    cmp     dx,0h                               ;realign float
    je      rotate_result_left
    cmp     dh,00h
    jne     rotate_result_right
    test    dl,80h
    je      rotate_result_left
    jmp     short_done_rotate
rotate result right:
    shr     dx,1
            rcr bx,1
    rcr     ax,1
    test    dx,0ff00h
    je      done_rotate
    inc     byte ptr exponent                   ;decrement exponent with
            ;each shift
    loop    rotate_result_right
rotate_result_left:
    shl     word ptr result[2],1
    rcl     word ptr result[4],1
    rcl     ax,1
            rcl bx,1
    rcl     dx,1
    test    dx,80h
    jne     done_rotate
    dec     byte ptr exponent                   ;decrement exponent with
            ;each shift
    loop    rotate result left
done_rotate:
    and     dx,7fh                               ;clear sign bit
    shl     dx, 1
    or      dh, byte ptr exponent               ;insert exponent
    shr     dx, 1
    mov     cl,byte ptr sign                     ;set sign of float based on
            ;sign flag
    or      cl,cl
    je      fix-sign
    or      dx,8000h
fix_sign:
    mov     di,word ptr rptr                       ;write to the output
    mov     word ptr [di], ax
    mov     word ptr [di][2],bx
    mov     word ptr [di][4],dx
```

FLOATING-POINT ARITHMETIC

```
        sub     ax,ax
        mov     word ptr [di][6],ax
fp_mulex:
        popf
        ret
;
return infinite:
        sub     ax, ax
        mov     bx, ax
        not     ax
        mov     dx, ax
        and     dx, 0f80h                ;infinity
        jmp     short fix_sign

make_zero:
        xor     ax,ax
finish_error:
        mov     di,word ptr rptr
        add     di,6
        mov     cx, 4
rep     stos   word ptr [di]
        jmp     short fp_mulex
flmul   endp
```

The multiplication in this routine was performed by the fixed-point routine *mul64a*. This is a specially-written form of *mul64* which appears in *FXMATH.ASM* on the included disk. It takes as operands, 5-byte integers, the size of the mantissa plus extended bits in this format, and returns a 10-byte result. Knowing the size of the operands, means the routine can be sized exactly for that result, making it faster and smaller.

mul64a: Algorithm

1. Use DI to hold the address of the result, a quadword.
2. Move the most significant word of the multiplicand into AX and multiply by the most significant word of the multiplier. The product of this multiplication is written to the most significant word result.
3. The most significant word of the multiplicand is returned to AX and multiplied by the second most significant word of the multiplier. The least significant word of the product is MOVED to the second most significant word of result, the most significant word of the product is

NUMERICAL METHODS

ADDED to the most significant word of result.

4. The most significant word of the multiplicand is returned to AX and multiplied by the least significant word of the multiplier. The least significant word of this product is MOVED to the third most significant word of result, the most significant word of the product is ADDED to the second most significant word of *result*, any carries are propagated through with an ADC instruction.
5. The second most significant word of the multiplicand is MOVED to AX and multiplied by the most significant word of the multiplier. The lower word of the product is ADDED to the second most significant word of *result* and the upper word is added-with-carry (ADC) to the second most significant word of *result*.
6. The second most significant word of the multiplicand is again MOVED to AX and multiplied by the secondmost significant word of the multiplier. The lower word of the product is ADDED to the third most significant word of result and the upper word is added-with-carry (ADC) to the secondmost significant word of result with any carries propagated to the MSW with an ADC.
7. The second most significant word of the multiplicand is again MOVED to AX and multiplied by the least significant word of the multiplier. The lower word of the product is MOVED to the fourth most significant word of result and the upper word is added-with-carry (AX) to the thirdmost significant word of *result* with any carries propagated through to the MSW with an ADC.
8. The least significant word of the multiplicand is MOVED into AX and multiplied by the MSW of the multiplier. The least significant word of this product is ADDED to the third most significant word of *result*, the MSW of the product is ADCed to the second most significant word of *result*, and any carry is propagated into the most significant word of *result* with an ADC.

mul64a: Listing

```
; *****  
;* mul64a - Multiplies two unsigned 5-byte integers. The  
;* procedure allows for a product of twice the length of the multipliers,  
;* thus preventing overflows.  
mul64a proc uses ax dx,  
           multiplicand:qword, multiplier:qword, result:word  
  
           mov     di,word ptr result  
           sub     cx, cx
```

FLOATING-POINT ARITHMETIC

```
mov     ax, word ptr multiplicand[4]    ;multiply multiplicand high
mul     word ptr multiplier [4]        ;word by multiplier high word
mov     word ptr [di][8], ax

mov     ax, word ptr multiplicand[4]    ;multiply multiplicand high
mul     word ptr multiplier [2]        ;word by second MSW
                                              ;of multiplier

mov     word ptr [di][6], ax
add     word ptr [di][8], dx

mov     ax, word ptr multiplicand[4]    ;multiply multiplicand high
                                              ;word by third MSW
mul     word ptr multiplier [0]        ;of multiplier
mov     word ptr [di] [4], ax
add     word ptr [di][6], dx
adc     word ptr [di][8], cx            ;propagate carry

mov     ax, word ptr multiplicand[2]    ;multiply second MSW
mul     word ptr multiplier [4]        ;of multiplicand by MSW
add     word ptr [di][6], ax            ;of multiplier
adc     word ptr [di][8], dx

mov     ax, word ptr multiplicand[2]    ;multiply second MSW of
mul     word ptr multiplier[2]        ;multiplicand by second MSW
add     word ptr [di][4], ax            ;of multiplier
adc     word ptr [di][6], dx
adc     word ptr [di][8], cx            ;add any remnant carry

mov     ax, word ptr multiplicand[2]    ;multiply second MSW of
mul     word ptr multiplier[0]        ;multiplicand by least
mov     word ptr [di][2], ax            ;significant word of
                                              ;multiplier

add     word ptr [di][4], dx
adc     word ptr [di][6], cx
adc     word ptr [di][8], cx            ;add any remnant carry

mov     ax, word ptr multiplicand[0]    ;multiply multiplicand low
mul     word ptr multiplier[4]        ;word by MSW of multiplier
add     word ptr [di][4], ax
adc     word ptr [di][6], dx
adc     word ptr [di] [8], cx            ;add any remnant carry

mov     ax, word ptr multiplicand[0]    ;multiply multiplicand low
```


NUMERICAL METHODS

```
mul        word ptr multiplier[2]        ;word by second MSW of
                                                ;multiplier

add        word ptr [di][2], ax
adc        word ptr [di][4], dx
adc        word ptr [di][6], cx        ;add any remnant carry
adc        word ptr [di][8], cx        ;add any remnant carry

mov        ax, word ptr multiplicand[0]    ;multiply multiplicand low
mul        word ptr multiplier[0]        ;word by multiplier low word
mov        word ptr [di][0], ax
add        word ptr [di][2], dx
adc        word ptr [di][4], cx        ;add any remnant carry
adc        word ptr [di][6], cx        ;add any remnant carry
adc        word ptr [di][8], cx        ;add any remnant carry

ret
mul64a endp
```

FLDIV

The divide is similar to the multiply except that the exponents are subtracted instead of added and the alignment is adjusted just before the fixed-point divide. This adjustment prevents an overflow in the divide that could cause the most significant word to contain a one. If we divide by two and increment the exponent, *div64* returns a quotient that is properly aligned for the renormalization process that follows.

The division could have been left as it was and the renormalization changed, but since it made little difference in code size or speed, it was left. This extra division does not change the result.

fldiv: Algorithm

1. Check the operands for zero and infinity.
If one is found to be infinite, exit through step 11.
If one is found to be zero, exit through step 12.
2. Test the divisor and dividend to see whether they are equal. If they are, exit now with a floating-point 1.0 as the result.
3. Get the exponents, find the difference and subtract 77H (119D). This is the approximate exponent of the result.

FLOATING-POINT ARITHMETIC

4. Check the signs of the operands and set the sign variable accordingly.
5. Restore the hidden bit.
6. Check the dividend to see if the most significant word is less than the divisor to align the quotient. If it's greater, divide it by two and increment the difference between the exponents by one.
7. Use *div64* to perform the division.
8. Check for a zero result upon return and exit with a floating-point 0.0 if so.
9. Renormalize the result.
10. Insert the exponent and sign and exit.
11. Infinite exit.
12. Zero exit.

***fldiv*: Listing**

```
; *****
;
;
fldiv proc      C uses bx cx dx si di,
                fp0:gword, fpl:qword, rptr:word

    local      qtnt:qword, sign:byte, exponent:byte, rmdr:gword

    pushf
    std
    xor        ax,ax

    mov        byte ptr sign, al                ;begin error and situation
                                                ;checking
    lea        si,word ptr fp0                ;name a pointer to each fp
    lea        bx,word ptr fpl

    mov        ax,word ptr [si][4]
    shl        ax,1
    and        ax,0ff00h                      ;check for zero
    jne        chk_b
    jmp        return infinite                ;infinity
chk_b:
    mov        dx,word ptr [bx][4]
    shl        a,1
    and        dx,0ff00h
    jne        b_notz
```

NUMERICAL METHODS

```
        jmp          divide-by-zero          ;infinity, divide by zero
                                              ;is undefined
b_notz:
        cmp         dx,0ff00h
        jne         check_identity
        jmp         make_zero               ;divisor is infinite
check_identity:
        mov         di,bx
        add         di,4                    ;will decrement selves
        add         si,4
        mov         cx,3
repe   cmpsw
        jne         not_same                ;these guys are the same
        mov         ax,word ptr dgt[8]     ;return a one
        mov         bx,word ptr dgt[10]
        mov         dx,word ptr dgt[12]
        mov         di,word ptr rptr
        mov         word ptr [di],ax
        mov         word ptr [di][2],bx
        mov         word ptr [di][4],dx
        sub         ax,ax
        mov         word ptr [di][6],ax
        jmp         fdivex
not_same:
                                              ;get exponents
        lea         si,word ptr fp0
                                              ;reset pointers
        lea         bx,word ptr fp1

        sub         ah,dh                  subtract exponents
        add         ah,77h                 ;subtract bias minus two
                                              ;digits
        mov         byte ptr exponent,ah   ;save exponent

        mov         dx, word ptr [si][4]   ;check sign
        or          h, dx
        jns         a_plus
        not         byte ptr sign
a_plus:
        mov         dx,word ptr [bx][4]
        or          dx, dx
        jns         restore_missing_bit
        not         byte ptr sign

restore_missing_bit:                        ;line up operands for division
```

FLOATING-POINT ARITHMETIC

```

and        word ptr fp0[4], 7fh
or         word ptr fp0[4], 80h

mov        dx, word ptr fpl[4]
and        dx, 7fh
or         dx, 80h
cmp        dx, word ptr fp0[4]          ;see if divisor is greater than
ja         store_dvsr                  ;dividend then divide by 2
inc        byte ptr exponent
shl        word ptr fpl[0], 1
rcl        word ptr fpl[2], 1
rcl        dx, 1
store_dvsr:
mov        word ptr fpl[4], dx

divide:
invoke     divmul, fp0, fpl, addr fp0  ;perform fixed point division

mov        dx, word ptr fp0[4]          ;check for zeros on return
mov        bx, word ptr fp0[2]
mov        ax, word ptr fp0[0]
sub        cx, cx
cmp        ax, cx
jne        not_zero
cmp        bx, cx
jne        not_zero
cmp        dx, cx
jne        not_zero
jmp        fix-sign                    ;exit with a zero
not_zero:
mov        cx, 64                      ;should never go to zero
cmp        dx, 0h
je         rotate_result_left          ;realign float
cmp        dh, 00h
jne        rotate_result_right
test       dl, 80h
je         rotate_result_left
jmp        short done_rotate
rotate_result_right:
shr        dx, 1
rcr        bx, 1
rcr        ax, 1
test       dx, 0ff00h
je         done_rotate

```

NUMERICAL METHODS

```
        inc            byte ptr exponent            ;decrement exponent with
                                                    ;each shift
        loop          rotate result right
rotate_result_left:
        shl           word ptr qtnt,1
        rcl           ax,1
        rcl           bx,1
        rcl           dx,1
        test          dx,80h
        jne           done_rotate
        dec           byte ptr exponent            ;decrement exponent with
                                                    ;each shift
        loop          rotate_result_left
done_rotate:
        and           dx, 7fh
        shl           dx, 1
        or            dh, byte ptr exponent        ;insert exponent
        shr           dx, 1
        mov           cl,byte ptr sign            ;set sign flag according
                                                    ;to variable
        or            cl,cl
        je            fix_sign
        or            dx,8000h
fix_sign:
        mov           di,word ptr rptr
        mov           word ptr [di],ax
        mov           word ptr [di][2],bx
        mov           word ptr [di][4],dx
        sub           ax,ax
        mov           word ptr [di][6],ax
fdivex:
        popf
        ret

return_infinite:
        sub           ax, ax
        mov           bx, ax
        not           ax
        mov           dx, ax
        and           dx, 0f80h                    ;infinity
        jmp          short fix_sign
divide_by_zero:
        sub           ax,ax
        not           ax
```

FLOATING-POINT ARITHMETIC

```
        jmp          short finish error

make_zero:
        xor          ax,ax                ;positive zero
finish_error:
        mov          di,word ptr rptr
        add          di,6
        mov          cx,4
rep     stos         word ptr [di]
        jmp          short fldivex
fldiv  endp
```

In order to produce the accuracy required for this floating-point routine with the greatest speed, use `div64` from Chapter 2. This routine was specifically written to perform the fixed-point divide.

Rounding

Rounding is included in this discussion on floating point because it's used in the external routines.

IEEE 754 says that the default rounding shall “round to nearest,” with the option to choose one of three other forms: round toward positive infinity, round to zero, and round toward negative infinity. Several methods are available in the rounding routine, as you'll see in the comments of this routine.

The default method in *round* is “round to nearest.” This involves checking the extended bits of the floating-point number. If they're less than half the LSB of the actual float, clear them and exit. If the extended bits are greater than half the LSB, add a one to the least significant word and propagate the carries through to the most significant word. If the extended bits are equal to exactly one-half the LSB, then round toward the nearest zero. If either of the last two cases results in an overflow, increment the exponent. Clear AX (the extended bits) and exit *round*. If a fault occurs, AX contains -1 on exit.

round: Algorithm

1. Load the complete float, including extended bits, into the microprocessor's

NUMERICAL METHODS

registers.

2. Compare the least significant word with one-half (8000H).
If the extended bits are less than one-half, exit through step 5.
If the extended bits aren't equal to one-half, continue with step 3.
If the extended bits are equal to one-half, test the LSB of the representable portion of the float.
If it's zero, exit through step 5.
If it's one, continue with step 3.
3. Strip the sign and exponent from the most significant word of the float and add one to the least significant word. Propagate the carry by adding zero to the upper word and test what might have been the hidden bit for a one.
A zero indicates that no overflow occurred; continue with step 4.
A one indicates overflow from the addition. Get the most significant word of the float, extract the sign and exponent, and add one to the exponent.
If this addition resulted in an overflow, exit through step 5.
Insert the new exponent into the float and exit through step 5.
4. Load the MSW of the float. Get the exponent and sign and insert them into the rounded fixed-point number; exit through step 5.
5. Clear AX to indicate success and write the rounded float to the output.
6. Return a -1 in AX to indicate failure. Make the float a Quiet NAN (positive overflow) and exit through step 5.

Round: Listing

```
; *****  
  
;  
round proto flp0:qword, rptr:word  
  
round proc uses bx dx di, fp:qword, rptr:word  
    mov     ax,word ptr fp[0]  
    mov     bx,word ptr fp[2]  
    mov     dx,word ptr fp[4]  
    cmp     ax,8000h  
    jb     round_ex           ;less than half  
    jne     needs_rounding  
    test    bx,1             ;put your rounding scheme  
                                ;here, as in the  
    je     round_ex         ;commented-out code below
```

FLOATING-POINT ARITHMETIC

```

        jmp          short needs rounding
;       xor          x, 1                    ;round to even if odd
;                                       ;and odd if even
;       or           bx,1                    ;round down if odd and up if
;                                       ;even (jam)

        jmp          round_ex
needs rounding:
        and          dx,7fh
        add          bx,1h
        adc          dx,0
        test         dx,80h                ;if this is a one, there will
        je           renorm                 ;be an overflow
        mov          ax,word ptr fp[4]
        and          dx, 7fh
        and          ax,0ff80h            ;get exponent and sign
        add          ax,80h                ;kick it up one
        jo           over_flow
        or           dx,ax
        jmp          short round_ex
renorm:
        mov          ax,word ptr fp[4]
        and          ax,0ff80h            ;get exponent and sign
        or           dx,ax
round_ex:
        sub          ax,ax
round_ex1:
        mov          di,word ptr rptr
        mov          word ptr [di][0],ax
        mov          word ptr [di][2],bx
        mov          word ptr [di][4],dx
        sub          ax,ax
        mov          word ptr [di][6],ax
        ret

over_flow:
        xor          ax,ax
        mov          bx,ax
        not          ax
        mov          dx,ax
        xor          dx,7fH                ;indicate overflow with an
;                                       ;infinity

        jmp          short round_ex1
round endp

```


NUMERICAL METHODS

- ¹ Ochs, Tom. "A Rotten Foundation," *Computer Language* 8/2: Page 107. Feb. 1991.
- ² Knuth, D. E. *Seminumerical Algorithms*. Reading, MA: Addison-Wesley Publishing Co., 1981, Pages 213-223.
- ³ *IEEE Standard for Binary Floating-Point Arithmetic (ANSI/IEEE Std 754, 1985)*.
- ⁴ Plauger, P.J. "Floating-Point Arithmetic," *Embedded Systems Programming* 4/8: Pages 95-100. Aug. 1991.

Input, Output, and Conversion

To be useful, an embedded system must communicate with the outside world. How that communication proceeds can strongly influence the system's speed and efficiency.

Often, the nature of the system and the applications program that drives it defines the form of the commands that flow between an embedded system and the host. If it's a graphics card or servo controller embedded in a PC, the fastest way to communicate is pure binary for both commands and data. Depending on the availability of a math chip, the numerics are in either fixed or floating-point notation.

Even so, it's quite common to find such systems using ASCII strings and decimal arithmetic to interface with the user. That's because binary communication can be fast, even though it has its problems. The General Purpose Interface Bus (GPIB) has some of the advantages and speed of the hardware interface, but the binary command and data set can sometimes imitate its own bus-control commands and cause trouble. Binary information on RS232, perhaps the most commonly used interface, has similar problems with binary data aliasing commands and delimiters. Packet-based communications schemes are available, however, they can be slow and clumsy. Any problem can be solved on closed systems under controlled circumstances, but rigorous, simple communication schemes often default to ASCII or EBCDIC for ease of debugging and user familiarity.

Whatever choices you make for your system, it will almost always have to communicate with the outside world. This often means accepting and working with formats that are quite foreign to the binary on the microprocessor bus. What's more, the numerics will most likely be decimal and not binary or hex, since that's how most of us view the world.

NUMERICAL METHODS

Decimal Arithmetic

If your system does very little calculation or just drives a display, it may not be worth converting the incoming decimal data to another format. The Z80, 8085, and 8051 allow limited addition and subtraction in the form of the *DAA* or *DA* instruction. On the Intel parts, this instruction really only helps during addition; the Z80 can handle decimal correction in both addition and subtraction. The 80x86 family offers instructions aimed at packing and unpacking decimal data, along with adjustments for a limited set of basic arithmetic operations. The data type is no greater than a byte, however, making the operation long and cumbersome to implement. The 8096 family lacks any form of decimal instructions such as the *DAA* or *auxiliary carry flag*.

Binary-based microprocessors do not work easily with decimal numbers because base 2, which is one bit per digit, and even base 16, which is four bits per digit, are incompatible with base 10; they have a different modulus. The *DAA* instruction corrects for this by adding six to any result greater than nine (or on an auxiliary carry), thereby producing a proper carry out to the next digit.

A few other instructions are available on the 80x86 for performing decimal arithmetic and converting to and from ASCII:

- *AAA* stands for ASCII Adjust After Addition. Add two unpacked (one decimal digit per byte) 8-bit decimal values and put the sum in AL. If the sum is greater than nine, this instruction will add six but propagate the carry into AH. That leaves you with an unpacked decimal value perfectly suited for conversion to ASCII.
- *AAD* stands for ASCII Adjust before Division, takes an unpacked value in AX and performs an automatic conversion to binary, placing the resulting value in AL. This instruction can help convert ASCII BCD to binary by handling part of the process for you.
- The *AAM* instruction, which stands for ASCII Adjust After Multiply, unpacks an 8-bit binary number less than 100 into AL, placing the most significant digit in AH and the least significant in AL. This instruction allows for a fast, easy conversion back to ASCII after a multiplication or division operation.
- *AAS* stands for ASCII Adjust After Subtraction, corrects radix misalignment

INPUT, OUTPUT, AND CONVERSION

after a subtraction. If the result of the subtraction, which must be in AL, is greater than nine, AH is decremented and six is subtracted from AL. If AH is zero, it becomes -1 (0ffH).

The purpose of these functions is to allow a small amount of decimal arithmetic in ASCII form for I/O. They may be sufficient to drive displays and do simple string or keyboard handling, but if your application does enough number crunching-and it doesn't take much-you'll probably want to do it in binary; it's much faster and easier to work with.

Radix Conversions

In his book *Seminumerical Algorithms*, Donald Knuth writes about a number of methods for radix conversion¹. Four of these involve fundamental principles and are well worth examining.

These methods are divided into two groups: one for integers and one for fractions. Note: properly implemented, the fractional conversions will work with integers and the integer conversions with the fractions. In the descriptions that follow, we'll convert between base 10 and base 2. Base A will be the base we're converting from, and base B will be the base we're converting to. The code in this section uses binary arithmetic, often with hexadecimal notation, because that's the native radix of most computers and microprocessors. In addition, all conversions are between ASCII BCD and binary, but you can use these algorithms with any radix.

Integer Conversion by Division

In this case, base A (2) is converted to base B (10) by division using binary arithmetic. We divide the number to be converted by the base we're converting to and place it in a variable. This is a modular operation, and the remainder of the division is the converted digit. The numbers are converted least significant digit first.

If we were to convert 0ffH (255D) to decimal, for example, we would first divide by 0aH (10D). This operation would produce a quotient of 19H and a remainder of 5H (the 5 is our first converted digit). We would then divide 19H by 0aH, for a resulting quotient of 2H and a remainder of 5H (the next converted digit). Finally,

NUMERICAL METHODS

we would divide 2H by 0aH, with a 0H result and a 2H remainder (the final digit).

Briefly, this method works as follows:

1. Shift the bits of the variable *decimal_accumulator* right four bits to make room for the next digit.
2. Load an accumulator with the value to be converted and divide by 0aH (10D).
3. *OR* the least significant nibble of *decimal_accumulator* with the four-bit remainder just produced.
4. Check the quotient to see that there is something left to divide.

If so, continue with step 1 above.

If not, return *decimal_accumulator* as the result.

The routine *bn_dnt* converts a 32-bit binary number to an ASCII string. The routine expects no more than eight digits of decimal data (you can change this, of course).

This routine loads the number to be converted into AX, checks it for zero, and if possible divides it by 10. Because the remainder from the first division is already in DX, we don't have to move it to prepare for the second division (on the LSW). The remainder generated by these divisions is *OR*ed with zero, resulting in an ASCII character that's placed in a string. The conversion is unsigned (we'll see examples of signed conversions later in this chapter).

bn_dnt: Algorithm

1. Point to the binary value, *binary*, to be converted and to the output string, *decptr*. Load the loop counter for maximum string size.
2. Get the MSW of *binary* and check for zero.
 - If it's zero, continue with step 6.
 - If not, divide by 10.
 - Return the quotient to the MSW of *binary*.
 - Check the remainder for zero.
 - If it's zero, continue with step 6.
 - If not, go on to step 3.
3. Get the LSW of *binary* and check for zero.

INPUT, OUTPUT, AND CONVERSION

If it's zero, check the remainder from the last division. If it's also zero, continue with step 5.

Otherwise, continue with step 4.

4. Divide by 10 and return the quotient to the LSW of *binary*.
5. Make the result ASCII by ORing zero (30H). Write it to the string, increment the pointer, and decrement the loop pointer, If the loop counter isn't zero, continue with step 2. Otherwise, exit with an error.
6. Test the upper word of *binary* for zero. If it's not zero, go to step 3. If it's, check the LSW of the binary variable. If it's not zero, go to step 4. If it's, we're done; go to step 7.
7. Realign the string and return with the carry clear.

bn-dnt: Listing

```
;*****
; bn_dnt - a routine that converts binary data to decimal
;
;A doubleword is converted. Up to eight decimal digits are
;placed in the array pointed to by decptr. If more are required to
;convert this number, the attempt is aborted and an error flagged.
;
bn_dnt proc uses bx cx dx si di, binary:dword, decptr: word

    lea     si,word ptr binary           ;get pointer to MSB of
                                           ;decimal value
    mov     di,word ptr decptr           ;string of decimal ASCII digits
    mov     cx,9
    add     di,cx                        ;point to end of string
                                           ;this is for correct ordering

    sub     bx,bx
    mov     dx,bx
    mov     byte ptr [di],bl             ;see that string is zero-
                                           ;terminated

    dec     di

binary_conversion:
    sub     dx,dx
    mov     ax,word ptr [si][2]         ;get upper word
```

NUMERICAL METHODS

```

    or            ax,ax                ;see if it is zero
    je            chk_empty           ;if so, check empty
    div           iten                ;divide by 10
    mov           word ptr [si][2],ax
    or            dx, dx
    je            chk_empty           ;check for zeros

divide_lower:
    mov           ax, word ptr [si]    ;always checking the least
                                        ;significant word
    or            ax,ax                ;of the binary accumulator
                                        ;for zero
    jne           not_zero
    or            dx, ax
    je            put_zero
not_zero:
    div           iten                ;divide lower word
put_zero:
    mov           word ptr [si],ax     ;save quotient
    or            dl,'0'               ;make the remainder an ASCII
                                        ;digit
    mov           bytr, [di], dl       ;write it to a string
    dec           di
    loop          binary_conversion

oops:
    mov           ax,-1                ;too many characters; just leave
    stc
    ret

chk_empty:
    or            dx,ax                ;we are done if the variable
                                        ;is empty
    je            still_nothing
    jmp           short divide_lower
still_nothing
binary  mov           ax, word ptr [si] ;check least significant word of
    or            ax, ax                ;variable for zero
    je            empty
    jmp           short not_zero
empty:
    inc           di                    ;realign string
    mov           si, di                ;trade pointers
```

INPUT, OUTPUT, AND CONVERSION

```
        mov     di, word ptr decptr
        mov     cx, 9
rep     movsw

finished:
        sub     ax,ax                ;success
        clc                    ;no carry = success!
        ret
bn_dnt  endp
```

Integer Conversion by Multiplication

In this case, base A (10) is converted to base B (2) by multiplication using binary arithmetic. We convert the number by multiplying the result variable, called *binary-accumulator*, by base A (10), before adding each new decimal digit.

To see how this is done, we can reverse the conversion we just completed. This time, we wish to convert 255D to binary. First we create an accumulator, *binvar*, to hold the result (which is initially set to 0) and a source variable, *decvar*, to hold the decimal value. We then add decimal digits to *binvar* one at a time from *decvar* which is set to 255D. The first iteration places 2D in *binvar*; we multiply this by 0aH (10D) to make room for the next addition. (Recall that the arithmetic is binary.) *Binvar* is now 14H. The next step is to add 5D. The result, 19H, is then multiplied by 0aH to equal 0faH. To this value we add the final digit, 5D, to arrive at the result 0ffH (255D). This is the last digit, so no further multiplications are necessary.

Assume a word variable, *decvar*, holds four packed decimal digits. The following pseudocode illustrates how these digits are converted to binary and the result placed in another word variable, *binvar*.

1. Assume *binvar* and *decvar* are word variables located somewhere in RAM.
2. Multiply *binvar* by base A (10), the routine is converting from base A to base B.
3. Shift a digit (starting with the most significant) from *decvar* into *binvar*.
4. Test *decvar* to see whether it is zero yet.

If it is, we are done and write *binvar* to memory or return it as the result.

If not, continue from step 2.

NUMERICAL METHODS

In the following code, a pointer to a string of ASCII decimal digits is passed to a subroutine that, in turn, returns a pointer to a doubleword containing the binary conversion. The routine checks each digit for integrity before processing it. If it encounters a nondecimal character, it assumes that it has reached the end of the string. Multiplication by 10 is performed in-line to save time.

dnt_bn: Algorithm

1. Point at the base of the BCD ASCII string (the most significant decimal digit), clear the binary accumulator, and load the loop counter with the maximum string length.
2. Get the ASCII digit and test to see whether it is between 0 and 9,
If not, we are done; exit through step 4.
If so, call step 5 to multiply the binary accumulator by 10. Coerce the ASCII digit to binary, add that digit to the binary accumulator, increment the string pointer, and decrement the loop counter.
If the loop counter is zero, go to step 3.
If not, continue with step 2
3. Exit with error.
4. Write the binary accumulator to output and leave with the carry clear.
5. Execute in-line code to multiply DX:BX by 10.

dnt_bn: Listing

```
; *****  
; dnt_bn - decimal integer to binary conversion routine  
; unsigned  
; It is expected that decptr points at a string of ASCII decimal digits.  
; Each digit is taken in turn and converted until eight have been converted  
; or until a nondecimal number is encountered.  
; This might be used to pull a number from a communications buffer.  
; Returns with no carry if successful and carry set if not.  
  
dnt bn proc          uses bx cx dx si di, decptr:word, binary:word  
  
        mov         si,word ptr decptr          ;get pointer to beginning of  
                                                ;BCD ASCII string  
        sub         ax,ax                      ;clear some registers  
        mov         bx,ax
```

INPUT, OUTPUT, AND CONVERSION

```
    mov     dx,bx
    mov     cx, 9

decimal_conversion:
    mov     al,byte ptr [si]
    cmp     al,'0'                ;check for decimal digit
    jb     work_done
    cmp     al, '9'
    ja     work_done             ;if it gets past here, it
                                ;must be OK
    call    near ptr times_ten    ;in-line multiply
    xor     al,'0'                ;convert to number
    add     bx,ax                 ;add next digit
    adc     dx,0                  ;propagate any carries
    inc     si
    loop    decimal_conversion

oops:
    stc
    ret                            ;more than eight digits

work_done:
    mov     di, word ptr binary
    mov     word ptr [di],bx
    mov     word ptr [di+2],dx    ;store result
    clc
    ret                            ;success

times_ten:
    push    ax                    ;save these, they contain
                                ;information
    push    cx
    shl     bx,1                  ;10 = three left shifts and
                                ;an add
    rcl     dx,1
    mov     ax,bx                 ;this is the multiply by two
                                ;keep it
    mov     cx, dx

    shl     bx,1
    rcl     dx,1

    shl     bx,1
    rcl     dx,1
```

NUMERICAL METHODS

```
        add                    ;this is the multiply by eight
                                ;add the multiply by two to
        adc         dx,cx      ;get 10

        pop         cx        ;get it back
        pop         ax
        retn
dnt_bn   endp
```

Fraction Conversion by Multiplication

The next algorithm converts a fraction in base A (2) to base B (10) by successive multiplications of the number to be converted by the base to which we're converting.

First, let's look at a simple example. Assume we need to convert 8cH to a decimal fraction. The converted digit is produced as the overflow from the data type, in this case a byte. We multiply 8cH by 0aH, again using binary arithmetic, to get 578H (the five is the overflow). This conversion may actually occur between the low byte and high byte of a word register, such as the AX register in the 8086. We remove the first digit, 5, from the calculation and place it in an accumulator as the most significant digit. Next, we multiply 78H by 0aH, for a result of 4b0H. Before placing this digit in the accumulator, we shift the accumulator four bits to make room for it. This procedure continues until the required precision is reached or until the initial binary value is exhausted.

Round with care and only if you must. There are two ways to round a number. One is to truncate the conversion at the desired precision plus one digit, n_{k+1} , where n is a converted digit and k is positional notation. A one is then added to the least significant digit plus one, n_k , if the least significant digit n_{k+1} , is greater than one-half of n_k . This propagates any carries that might occur in the conversion. The other method involves rounding the fraction in the source base and then converting, but this can lead to error if the original fraction cannot be represented exactly.

To use this procedure, we must create certain registers or variables. First, we create the working variable *bfrac* to hold the binary fraction to be converted. Because multiplication requires a result register as wide as the sum of the bits of the multiplicand and multiplier, we need a variable as wide as the original fraction plus four bits. If the original fraction is a byte, as above, a word variable or register is more than sufficient. Next, we create *dfrac* to accumulate the result starting with the most

INPUT, OUTPUT, AND CONVERSION

significant decimal digit (the one closest to the radix point). This variable needs to be as large as the desired precision.

1. Clear *dfrac* and load *bfrac* with the binary fraction we're converting.
2. Check *bfrac* to see if it's exhausted or if we've reached our desired precision. If either is true, we're done.
3. Multiply *bfrac* by the base to which we're converting (in this case, 0aH).
4. Take the upper byte of *bfrac* as the result of the conversion and place it in *dfrac* as the next less significant digit. Zero the upper byte of *bfrac*.
5. Continue from step 2.

The following routine accepts a pointer to a 32-bit binary fraction and a pointer to a string. The converted decimal numbers will be placed in that string as ASCII characters.

***bfc_dc*: Algorithm**

1. Point to the output string, load the binary fraction in DX:BX, set the loop counter to eight (the maximum length of the string), and initialize the string with a period.
If it's zero, exit through step 3.
If not, clear AX to receive the overflow. Multiply the binary fraction by 10, using AX for overflow. Coerce AX to ASCII and write it to the string. Decrement the loop counter.
If the counter is zero, leave through step 3.
Otherwise, clear the overflow variable and continue with step 2.
3. Exit with the carry clear.

***bfc-dc*: Listing**

```
; *****
```

```
; bfc_dc - a conversion routine that converts a binary fraction  
; (doubleword) to decimal ASCII representation pointed to by the string
```

NUMERICAL METHODS

;pointer decptr. Set for eight digits, but it could be longer.

```
bfc dc proc      uses bx cx dx si di bp, fraction:dword, decptr:word

    local      sva:word, svb:word, svd:word

    mov        di,word ptr decptr      ;point to ASCII output string
    mov        bx,word ptr fraction
    mov        dx,word ptr fraction[2] ;get fractional part

    mov        cx, 8                    ;digit counter
    sub        ax,ax

    mov        byte ptr [di], '.'       ;to begin the ASCII fraction
    inc        di

decimal conversion:
    or         ax,dx                    ;check for zero operand
    or         ax,bx                    ;check for zero operand
    jz         work done
    sub        ax,ax

    shl        bx,1                     ;multiply fraction by 10
    rcl        dx,1
    rcl        ax,1                     ;times 2 multiple
    mov        word ptr svb,bx
    mov        word ptr svd,dx
    mov        word ptr sva,ax

    shl        bx,1
    rcl        dx,1
    rcl        ax,1

    shl        bx,1
    rcl        dx,1
    rcl        ax,1

    add        bx,word ptr svb
    adc        dx,word ptr svd         ;multiply by 10
    adc        ax,word ptr sva         ;the converted value is
                                        ;placed in AL
```

INPUT, OUTPUT, AND CONVERSION

```
    or          al,'0'                ;this result is ASCIIized and
    mov        byte ptr [di],al      ;placed in a string
    inc        di
    sub        ax,ax
    loop       decimal conversion

work done:
    mov        byte ptr [di],al      ;end string with a null
    cld
    ret
bfc_dc endp
```

Fraction Conversion by Division

Like conversion of integers by multiplication, this procedure is performed as a polynomial evaluation. With this method, base A (10) is converted to base B (2) by successively dividing of the accumulated value by base A using the arithmetic of base B. This is the reverse of the procedure we just discussed.

For example, lets convert .66D to binary. We use a word variable to perform the conversion and place the decimal value into the upper byte, one digit at a time, starting with the least significant. We then divide by the base from which we're converting. Starting with the least significant decimal digit, we divide 6.00H (the radix point defines the division between the upper and lower bytes) by 0aH to get .99H. This fraction is concatenated with the next most significant decimal digit, yielding 6.99H. We divide this number by 0aH, for a result of .a8H. Both divisions in this example resulted in remainders; the first was less than one-half the LSB and could be forgotten, but the second was more than one-half the LSB and could have been used for rounding.

Create a fixed-point representation large enough to contain the fraction, with an integer portion large enough to hold a decimal digit. In the previous example, a byte was large enough to contain the result of the conversion ($\log_{10} 256$ is approximately 2.4) with four bits for each decimal digit. Based on that, the variable *bfrac* should be at least 12 bits wide. Next, a byte variable *dfrac* is necessary to hold the two decimal digits. Finally, a counter (*dctr*) is set to the number of decimal digits to be converted.

NUMERICAL METHODS

1. Clear *bfrac* and load *dcntr* with the number of digits to be converted.
2. Check to see that *dcntr* is not yet zero and that there are digits yet to convert. If not, the conversion is done.
3. Shift the least significant digit of *dfrac* into the position of the least significant integer in the fixed-point fraction *bfrac*.
4. Divide *bfrac* by 0aH, clear the integer portion to zero, and continue with step 2.

The following example takes a string of ASCII decimal characters and converts them to an equivalent binary fraction. An invisible radix point is assumed to exist immediately preceding the start of the string.

Dfc_bn: Algorithm

1. Find least significant ASCII BCD digit. Point to the binary fraction variable and clear it. Clear DX to act as the MSW of the dividend and set the loop counter to eight (the maximum number of characters to convert).
2. Put the MSW of the binary result variable in AX and the least significant ASCII BCD digit in DL. Check to see if the latter is a decimal digit. If not, exit through step 6. If so, force it to binary. Decrement the string pointer and check the dividend (32-bit) for zero. If it's zero, go to step 3. Otherwise, divide DX:AX by 10.
3. Put AX in the MSW of the binary result variable and get the LSW. Check DX:AX for zero. If it's zero, go to step 4. Otherwise, divide DX:AX by 10.
4. Put AX in the LSW of the binary result variable. Clear DX for the next conversion. Decrement the loop variable and check for zero. If it's zero, go to step 5. Otherwise, continue with step 2.
5. Exit with the carry clear.
6. Exit with the carry set.

INPUT, OUTPUT, AND CONVERSION

Dfc-bn: Listing

```
;*****  
; dfc_bn - A conversion routine that converts an ASCII decimal fraction  
;to binary representation. decptr points to the decimal string to be  
;converted. The conversion will produce a doubleword result. The  
;fraction is expected to be padded to the right if it does not fill eight  
;digits.  
  
dfc_bn proc uses bx cx dx si di, decptr:word, fraction:word  
  
    pushf  
    cld  
  
    mov     di, word ptr decptr      ;point to decimal string  
    sub     ax,ax  
    mov     cx, 9  
    repne  scasb                    ;find end of string  
    dec     di  
    dec     di                      ;point to least significant  
    ;byte  
    mov     si,di  
  
    mov     di, word ptr fraction    ;point of binary fraction  
    mov     word ptr [di], ax  
    mov     word ptr [di][2], ax  
  
    mov     cx, 8                   ;maximum number of  
    ;characters  
    sub     dx, dx  
  
binary_conversion:  
    mov     ax, word ptr [di][2]     ;get high word of result  
    ;variable  
    mov     dl, byte ptr [si]        ;concatenate ASCII input  
    ;with binary fraction  
    cmp     dl, '0'  
    jb     oops                      ;check for decimal digit  
    cmp     dl, '9'  
    ja     oops                      ;if it gets past here,  
    ;it must be OK  
    xor     dl, '0'  
    ;deASCIIize
```


NUMERICAL METHODS

```
        dec         si

        sub         bx,bx
        or          bx,dx
        or          bx,ax
        jz          no_div0          ;prevent a divide by zero
        div         iten            ;divide by 10
no_div0:
        mov         word ptr [di][2],ax

        mov         ax,word ptr [di]
        sub         bx,bx
        or          bx,dx
        or          bx,ax
        jz          no_div1          ;prevent a divide by zero
        div         iten
no_div1:
        mov         word ptr [di],ax

        sub         dx,dx
        loop        binary-conversion ;loop will terminate
                                           ;automatically

work_done:
        sub         ax,ax
        clc
        ret

oops:
        mov         ax,-1            ;bad character
        stc
        ret
dfc_bn endp
```

As you may have noticed from the fractional conversion techniques, truncating or rounding your results may introduce errors. You can, however, continue the conversion as long as you like. Given a third argument representing allowable error, you could write an algorithm that would produce the exact number of digits required to represent your fraction to within that error margin. This facility may or may not be necessary in your application.

INPUT, OUTPUT, AND CONVERSION

Table-Driven Conversions

Tables are often used to convert from one type to another because they often offer better speed and code size over computational methods. This chapter covers the simpler lookup table conversions used to move between bases and formats, such as ASCII to binary. These techniques are used for other conversions as well, such as converting between English and metric units or between system-dependent factors such as revolutions and frequency. Tables are also used for such things as facilitating decimal arithmetic, multiplication, and division; on a binary machine, these operations suffer increased code size but make up for that in speed.

For all their positive attributes, table-driven conversions have a major drawback: a table is finite and therefore has a finite resolution. Your results depend upon the resolution of the table alone. For example, if you have a table-driven routine for converting days to seconds using a table that has a resolution of one second, an input argument such as 16.1795 days, which yields 1,397,908.8 seconds will only result in only 1,397,908 seconds. In this case, your result is almost a full second off the actual value.

Such problems can be overcome with a knowledge of what input the routine will receive and a suitable resolution. Another solution, discussed in the next chapter, is linear interpolation; however, even this won't correct inexactitudes in the tables themselves. Just as fractions that are rational in one base can be irrational in another, any translation may involve inexact approximations that can compound the error in whatever arithmetic the routine performs upon the table entry. The lesson is to construct your tables with enough resolution to supply the accuracy you need with the precision required.

The following covers conversion from hex to ASCII, decimal to binary, and binary to decimal using tables.

Hex to ASCII

The first routine, *hexasc*, is a very simple example of a table-driven conversion: from hex to ASCII.

The procedure is simple and straightforward. The table, *hextab*, contains the ASCII representations of each of the hex digits from 0 through f in order. This is an

NUMERICAL METHODS

improvement over the ASCII convention, where the numbers and alphabet are not contiguous. In the order we're using, the hex number itself can be used as an index to select the appropriate ASCII representation.

Because it uses *XLAT*, an 8086-specific instruction, this version of the routine isn't very portable, though it could conceivably be replaced with a move involving an index register and an offset (the index itself). Before executing *XLAT*, the user places the address of the table in *BX* and an index in *AL*. After *XLAT* is executed, *AL* contains the item from the table pointed to by the index. This instruction is useful but limited. In the radix conversion examples that follow, other ways of indexing tables will be presented.

Hexasc takes the following steps to convert a binary quadword to ASCII hex.

hexasc: Algorithm

1. *SI* points to the most significant byte of the binary quadword, *DI* points to the output string, *BX* points to the base of *hexstab*, and *CX* holds the number of bytes to be converted.
2. The byte indicated by *SI* is pulled into *AL* and copied to *AH*.
3. Since each nibble contains a hex digit, *AH* is shifted right four times to obtain the upper nibble. Mask *AL* to recover the lower nibble.
4. Exchange *AH* and *AL* so that the more significant digit is translated first.
5. Execute *XLAT*. *AL* now contains the ASCII equivalent of whatever hex digit was in *AL*.
6. Write the ASCII character to the string and increment *DI*.
7. Exchange *AH* and *AL* again and execute *XLAT*.
8. Write the new character in *AL* to the string and increment *DI*.
9. Decrement *SI* to point to the next lesser significant byte of the hex number.
10. Execute the loop. When *CX* is 0, it will automatically exit and return.

hexasc Listing

```
; *****  
  
; hex-to-ASCII conversion using xlat  
; simple and common table-driven routine to convert from hexadecimal  
; notation to ASCII  
; quadword argument is passed on the stack, with the result returned
```

INPUT, OUTPUT, AND CONVERSION

```
; in a string pointed to by sptr

.data

hextab byte    '0', '1', '2', '3', '4', '5', '6', '7',
               '8', '9', 'a', 'b', 'c', 'd', 'e', 'f' ;table of ASCII
                                                    ;characters

.code

hexasc proc    uses bx cx dx si di, hexval:qword, sptr:word

    lea        si, byte ptr hexval[7]          ;point to MSB of hex value
    mov        di, word ptr sptr              ;point to ASCII string
    mov        bx, offset byte ptr hextab     ;offset of table
    mov        cx, 8                          ;number of bytes to be
                                                    ;converted

make ascii:
    mov        al, byte ptr [si]              ;get hex byte
    mov        ah, al                          ;copy to ah to unpack
    shr        ah,1                            ;shift out lower nibble
    shr        ah,1
    shr        ah,1
    shr        ah,1
    and        al, 0fh                         ;strip higher nibble
    xchg       al,ah                           ;high nibble first

    xlat
    mov        byte ptr [di],al               ;write ASCII byte to string
    inc        di
    xchg       al, ah                           ;now the lower nibble
    xlat
    mov        byte ptr [di],al               ;write to string
    inc        di                               ;increment string pointer
    dec        si                               ;decrement hex byte pointer
    loop       make ascii

    sub        al, al
    mov        byte ptr [di],al               ;NULL at the end of the
                                                    ;string
```

NUMERICAL METHODS

```
ret  
  
hexasc endp
```

Decimal to Binary

Clearly, the table is important in any table-driven routine. The next two conversion routines use the same resource: a table of binary equivalents to the powers of 10, from 10^9 to 10^{-10} . The problem with table-driven radix conversion routines, especially when they involve fractions, is that they can be inaccurate. Many of the negative powers of base 10 are irrational in base 2 and make any attempt at conversion merely an approximation. Nevertheless, tables are commonly used for such conversions because they allow a direct translation without requiring the processor to have a great deal of computational power.

The first example, *tb_dcbn*, uses the tables *int_tab* and *frac_tab* to convert an input ASCII string to a quadword fixed-point number. It uses the string's positional data—the length of the integer portion, for instance—to create a pointer to the correct power of 10 in the table. After the integer is converted to binary, it is multiplied by the appropriate power of 10. The product of this multiplication is added to a quadword accumulator. When the integer is processed, the product is added to the most significant doubleword; when the fraction is processed, the product is added to the least significant doubleword (the radix point is between the doublewords).

Before the actual conversion can begin, the routine must determine the power of 10 occupied by the most significant decimal digit. It does this by testing each digit in turn and counting it until it finds a decimal point or the end of the string. It uses the number of characters it counted to point to the correct power in the table. After determining the pointer's initial position, the routine can safely increment it in the rest of the table by multiplying consecutive numbers by consecutive powers of 10.

tb-dcbn: Algorithm

1. Form a pointer to the fixed-point result (the ASCII string) and to the base address of the integer portion of the table. Clear the variable to hold the fixed-point result and the sign flag. Set the maximum number of integers to nine.
2. Examine the first character.

INPUT, OUTPUT, AND CONVERSION

- If it's a hyphen, set the sign flag, increment the string pointer past that point, and reset the pointer to this value. Get the next character and continue with step 3.
- If it's a "+," increment the string pointer past that point and reset the pointer to this value. Get the next character and continue with step 3.
3. If it's a period save the current integer count, set a new count for the fractional portion, and continue with step 2.
 4. If it's the end of the string, continue with step 5.
If it's not a number, exit through step 10.
if it's a number, increment the number counter.
 5. Test the counter to see how many integers have been processed.
If we have exceeded the maximum, exit through step 12.
If the count is equal to or less than the maximum, increment the string pointer, get a new character and test to see whether we are counting integers or fractions,
If we are counting integers, continue with step 3.
If we are counting fractional numbers, continue with step 4.
 6. Get the integer count, convert it to hex, and multiply it by four (each entry is four bytes long) to index **into** the table.
 7. Get a character.
If it's a period continue with step 8.
If it's the end of the string, continue with step 10.
If it's a number, deASCIIize it, multiply it by the four-byte table entry, and add the result to the integer portion of the fixed-point result variable. Increment the string pointer and increment the table pointer by the size of the data type. Continue with step 7.
 8. Increment the string pointer past the period.
 9. Get the next character.
If it's the end of the string, continue with step 10.
If not, deASCIIize it and multiply it by the next table entry, adding the result to the fixed-point variable. Increment the string pointer and increment the table pointer by the size of the data type. Continue with step 9.

NUMERICAL METHODS

10. Check the sign flag.
If it's set, two's-complement the fixed-point result and exit with success.
If it's clear, exit with success.
11. Not a number: set AX to -1 and continue with step 12.
12. Too big. Set the carry and exit.

tb-dcbn: Listing

```
; *****
; table-conversion routines

        .data

int tab      dword      3b9aca00h, 05f5e100h, 00989680h, 000f4240h
                        000186a0h, 00002710h, 000003e8h, 00000064h
                        0000000ah, 00000001h
frac_tab     dword      1999999ah, 028f5c29h, 00418937h, 00068db9h
                        0000a7c5h, 000010c6h, 000001adh, 0000002ah
                        00000004h
tab_end      dword      00000000h

;
        .code

; converts ASCII decimal to fixed-point binary
;
tb_dcbn      proc          uses bx cx dx si di.
                        sptr:word, fxptr:word

        local      sign:byte

        mov        di, word ptr sptr          ;point to result
        mov        si, word ptr fxptr        ;point to ascii string
        lea        bx, word ptr frac_tab     ;point into table

        mov        cx,4                      ;clear the target variable
        sub        ax,ax
        sub        dx,dx
rep         stosw

        mov        di, word ptr sptr        ;point to result
```

INPUT, OUTPUT, AND CONVERSION

```

mov     cl,al                ;to count integers
mov     ch,9h                ;max int digits
mov     byte ptr sign, al    ;assume positive

mov     al, byte ptr [si]    ;get character
cmp     al, '-'              ;check for sign
je      negative
cmp     al, '+'
je      positive            ;count:

                                ;count the number of
                                ;characters in the string

cmp     al, '.'
je      fnd_dot
chk_frac:
cmp     al, 0                ;end of string?
je      gotnumber
cmp     al, '0'              ;is it a number then?
jb      not_a_number
cmp     al, '9'
ja      not_a_number
cntnu:
inc     cl                   ;count
cmp     cl, ch               ;check size
ja      too_big
inc     si                   ;next character
mov     al, byte ptr [si]    ;get character
or      dh, dh               ;are we counting int
                                ;or frac?
jne     chk_frac
jmp     short count          ;count characters in int
fnd_dot:
mov     dh, cl               ;switch to counting fractions
inc     dh                   ;can't be zero
mov     dl, 13h              ;includes decimal point
xchg   ch, dl
jmp     short cntnu
negative:
not     sign                 ;make it negative
positive:
inc     si
mov     word ptr fxptr, si
mov     al, byte ptr [si]    ;get a character

```


NUMERICAL METHODS

```
        jmp          short count

gotnumber:
    sub            ch,ch
    xchg           cl,dh          ;get int count
    dec            cl
    shl            word ptr cx,1  ;multiply by four
    shl            word ptr cx,1
    sub            bx,cx          ;index into table
    sub            cx, cx        ;don't need integer count
                                ;anymore
    mov            si,word ptr fpxtr ;point at string again

cnvrt_int:
    mov            cl,byte ptr [si] ;get first character
    cmp            cl','
    je             handle_fraction ;go do fraction, if any
    cmp            cl,0
    je             do_sign         ;end of string
    sub            cl,'0'
    mov            ax,word ptr [bx][2]
    mul            cx              ;multiply by deASCIIized
                                ;input

    add            word ptr [di][4],ax
    adc            word
    mov            ax,word ptr [bx]
    mul            cx              ;multiply by deASCIIized
                                ;input

    add            word ptr [di][4],ax
    adc            word ptr [di][6],dx
    add            bx,4            ;drop table pointer
    inc            si
    jmp            short cnvrt_int

handle_fraction:
    inc            si              ;skip decimal point

cnvrt_frac:
    mov            cl,byte ptr [si] ;get first character
    cmp            cl,0
    je             do_sign         ;end of string
    sub            cl,'0'
    mov            ax,word ptr [bx][2] ;this can never result
                                ;in a carry
    mul            cx              ;multiply by deASCIIized
                                ;input
```

INPUT, OUTPUT, AND CONVERSION

```
    add     word ptr [di][2],ax
    mov     ax,word ptr [bx]
    mul     cx                                ;multiply by deASCIIized
                                                ;input
    add     word ptr [di][0],ax
    adc     word ptr [di][2],dx
    add     bx,4                                ;drop table pointer
    inc     si
    jmp     short cnvrt_frac

do_sign:
    mov     al,byte ptr sign                    ;check sign
    or     al,al
    je     exit                                ;it is positive
    not     word ptr [di][6]
    not     word ptr [di][4]
    not     word ptr [di][2]
    neg     word ptr [di]
    jc     exit
    add     word ptr [di][2],1
    adc     word ptr [di][4],0
    adc     word ptr [di][6],0
exit:
    ret
;
not_a_number
    sub     ax,ax
    not     ax                                ;-1
too_big:
    stc
                                                ;failure
    jmp     short exit
tb_dcbn   endp
```

Binary to Decimal

The binary-to-decimal conversion, *tb_bndc*, could have been written in the same manner as *tb_dcbn*—using a separate table with decimal equivalents to hex positional data. That would have required long and awkward decimal additions, however, and would hardly have been worth the effort.

The idea is to divide the input argument by successively smaller powers of 10, converting the quotient of every division to ASCII and writing it to a string. This is

NUMERICAL METHODS

done until the routine reaches the end of the table. To use the same table and keep the arithmetic binary, take the integer portion of the binary part of the fixed-point variable to be converted and, beginning at the top of the table, compare each entry until you find one that's less than the integer you're trying to convert. This is where you start. Successively subtract that entry from the integer, counting as you go until you get an underflow indicating you've gone too far. You then add the table entry back into the number and decrease the counter. This is called *restoring division*; it was chosen over other forms because some of the divisors would be two words long. That would mean using a division routine that would take more time than the simple subtraction here. The number of times the table entry could divide the input variable is forced to ASCII and written to the next location in the string.

Tb-bndc is an example of how this might be done.

tb_bndc: Algorithm

1. Point to the fixed-point variable, the output ASCII string, and the top of the table. Clear the leading-zeros flag.
2. Test the MSB of the fixed-point variable for sign. If it's negative, set the sign flag and two's-complement the fixed-point variable.
3. Get the integer portion of the fixed-point variable. Compare the integer portion to that of the current table entry.
If the integer is larger than the table entry, continue with step 5.
If the integer is less than the table entry, check the leading-zeros flag.
If it's nonzero, output a zero to the string and continue with step 4.
If it's zero, continue with step 4.
4. Increment the string pointer, increment the table pointer by the size of the data type, and compare the table pointer with the offset of *fractab*, 10^0 .
If the table pointer is greater than or equal to the offset of *fractab*, continue with step 3.
If the table pointer is less than the offset of *fractab*, continue with step 6.
5. Increment the leading-zeros flag, call step 10, and continue with step

INPUT, OUTPUT, AND CONVERSION

- 4 upon return.
6. If the leading-zeros flag is clear, write a zero to the string, increment the string pointer, issue a period, increment the string pointer again, and get the fractional portion of the fixed-point variable.
 7. Load the fractional portion into the DX:AX registers.
 - 7a. Compare the current table entry with DX:AX.

If the MSW of the fractional portion is greater, continue with step 9.
If the MSW of the fractional portion is less, continue with step 8.
 8. Write a zero to the string.
 - 8a. Increment the string and table pointers and test for the end of the table.

If it's the end, continue with step 11.
If it's not the end, continue with step 7a.
 9. Call step 10 and continue with step 8a.
 10. Subtract the table entry from the remaining fraction, counting each subtraction. When an underflow occurs, add the table entry back in and decrement the count. Convert the count to an ASCII character and write it to the string. Return to the caller.
 11. Write a NULL to the next location in the string and exit.

tb_bndc: Listing

```
;
; converts binary to ASCII decimal
;
tb_bndc          proc          uses bx cx dx si di
                    sptr:word, fxptr:word

    local        leading_zeros:byte

    mov          si, word ptr fxptr          ;point to input fixed-point
                                                ;argument
    mov          di, word ptr sptr          ;point to ASCII string
    lea          bx, word ptr int tab        ;point into table

    sub          ax,ax
    mov          byte ptr leading_zeros, al ;assume positive

    mov          ax, word ptr [si][6]        ;test for sign
    or           ax,ax
    jns          positive
```

NUMERICAL METHODS

```

        mov     byte ptr [di], '-'           ;write hyphen to output
                                           ;string
        inc     di
        not     word ptr [si][6]           ;two's complement
        not     word ptr [si][4]
        not     word ptr [si][2]
        neg     word ptr [si][0]
        jc      positive
        add     word ptr [si][2], 1
        adc     word ptr [si][4], 0
        adc     word ptr [si][6], 0

positive:
        mov     dx, word ptr [si][6]
        mov     ax, word ptr [si][4]       ;get integer portion
        sub     cx, cx
walk_tab:
        cmp     dx, word ptr [bx][2]       ;find table entry smaller
                                           ;than integer
        ja      gotnumber                  ;entry smaller
        jb      pushptr                    ;integer smaller
        cmp     ax, word ptr [bx]
        jae     gotnumber
pushptr:
        cmp     byte ptr cl, leading_zeros ;have we written a number
                                           ;yet?
        je      skip_zero
        mov     word ptr count: [di], '0'  ;write a '0' to the string

cntnu:
        inc     di                          ;next character
skip_zero:
        inc     bx                          ;next table entry
        inc     bx
        inc     bx
        inc     bx
        cmp     bx, offset word ptr frac_tab ;done with integers?
        jae     handle-fraction            ;yes, do fractions
        jmp     short walk_tab

gotnumber:
        sub     cx, cx
        inc     leading_zeros              ;shut off leading zeros bypass
```

INPUT, OUTPUT, AND CONVERSION

```
cnvrt_int:
    call    near ptr index        ;calculate and write to string
    jmp     short cntnu

handle_fraction:
    cmp     byte ptr leading_zeros,0    ;written anything yet?
    jne     do_frac
    mov     byte ptr [di],'0'
    inc     di
do_frac:
    mov     word ptr [di], '.'          ;put decimal point
    inc     di
get_frac:
    mov     dx, word ptr [si][2]        ;move fraction to registers
    mov     ax, word ptr [si][0]
    sub     cx, cx
walk_tabl:
    cmp     dx, word ptr [bx][2]        ;find suitable table entry
    ja      small_enuf
    jb      pushptr1
    cmp     ax, word ptr [bx]
    jae     small_enuf
pushptr1:
    mov     byte ptr [di], '0'          ;write '0'
skip_zerol:
    inc     di                          ;next character
    inc     bx                          ;next entry
    inc     bx
    inc     bx
    inc     bx
    cmp     bx, offset word ptr tab_end
    jae     exit
    jmp     short walk_tabl

small_enuf:
    sub     cx, cx
small_enuf1:
    call    near ptr index            ;calculate and write
    jmp     short skip_zerol

exit:
    inc     di
```

NUMERICAL METHODS

```
sub     cl,cl           ;put NULL at
mov     byte ptr [si],cl ;end of string
ret

index:
inc     cx             ;count subtractions
sub     ax, word ptr [bx]
sbb     dx, word ptr [bx][2]
jnc     index         ;subtract until a carry
dec     cx
add     ax, word ptr [bx] ;put it back
adc     dx, word ptr [bx][2]
or      cl, '0'       ;make it ascii
mov     byte ptr [di],cl ;write to string
retn

tb_bndc     endp
```

Floating-Point Conversions

This next group of conversion routines involves converting ASCII and fixed point to floating point and back again. These are specialized routines, but you'll notice that they employ many of the same techniques just covered, both table-driven and computational.

The conversions discussed in this section are ASCII to single-precision float, single-precision float to ASCII, fixed point to single-precision floating point, and single-precision floating point to fixed point.

You can convert ASCII numbers to single-precision floating point by first converting from ASCII to a fixed-point value, normalizing that number, and computing the shifts for the exponent, or you can do the conversion *in* floating point. This section gives examples of both; the next routine uses floating point to do the conversion.

ASCII to Single-Precision Float

Simply put, each ASCII character is converted to hex and used as a pointer to a table of extended-precision floating-point equivalents for the decimal digits 0 through 10. As each equivalent is retrieved, a floating point accumulator is multiplied by 10, and the equivalent is added, similar to the process described earlier for integer conversion by multiplication.

INPUT, OUTPUT, AND CONVERSION

The core of the conversion is simple. We need three things: a place to put our result *flaccum*, a flag indicating that we have passed a decimal point *dpflag*, and a counter for the number of decimal places encountered *dpcntr*.

1. Clear *flaccum* and *dpcntr*.
 2. Multiply *flaccum* by 10.0.
 3. Fetch the next character.
If it's a decimal point, set *dpflag* and continue with step 3.
If *dpflag* is set, increment *dpcntr*.
If it's a number, convert it to binary and use it as an index into a table of extended floats to get its appropriate equivalent.
 4. Add the number retrieved from the table to *flaccum*.
 5. See if any digits remain to be converted. If so, continue from step 2.
 6. If *dpflag* is set, divide *flaccum* by 10.0 *dpcntr* times.
 7. Exit with the result in *flaccum*.
- The routine *atf* performs the conversion described in the pseudocode. It will convert signed numbers complete with signed exponents.

atf: Algorithm

1. Clear the floating-point variable, point to the input ASCII string, clear local variables associated with the conversion, and set the digit counter to 8.
2. Get a character from the string and check for a hyphen.
If the character is a hyphen, complement *numsin* and get the next character. Go to step 3.
If not, see if the character is "+."
If not, go to step 3.
If so, get the next character and go to step 3.
3. See if the next character is ".".
If so, test *dp*, the decimal-point flag.
If it's negative, we have gone beyond the end; go to step 7.
If not, invert *dp*, get the next character, and go to to step 4.
If not, go to step 4.

NUMERICAL METHODS

4. See if the character is an ASCII decimal digit.
 - If it isn't, we may be done; go to step 5.
 - If it is, multiply the floating-point accumulator by 10 to make room for the new digit.
 - Force the digit to binary.
 - Multiply the result by eight to form a pointer into a table of extended floats.
 - Add this new floating-point digit to the accumulator.
 - Check *dp_flag* to determine whether we have passed a decimal point and should be decrementing *dp* to count the fractional digits. If so, decrement *dp*.
 - Decrement the digit counter, *digits*.
 - Get the next character.
 - Return to the beginning of step 3.
5. Get the next character and force it to lowercase.
 - Check to see whether it's an "e"; if not, go to step 7.
 - Otherwise, get the next character and check it to see whether it's a hyphen.
 - If so, complement *expsin*, the exponent sign, and go to step 6.
 - Otherwise, check for a "+."
 - If it's not a "+," go to step 6a.
 - If it is, go to step 6.
6. Get the next character.
 - 6a. See if the character is a decimal digit.
 - If not, go to step 7.
 - Otherwise, multiply the exponent by 10 and save the result.
 - Subtract 30H from the character to force it to binary and OR it with the exponent.
 - Continue with step 6.
7. See if *expsin* is negative.
 - If it is, subtract *exponent* from *dp* and leave the result in the CL register.
 - If not, add *exponent* to *dp* and leave the result in CL.
8. If the sign of the number, *numsin*, is negative, force the extended float

INPUT, OUTPUT, AND CONVERSION

to negative.

If the sign of the number in CL is positive, go to step 10.

Otherwise, two's-complement CL and go to step 9.

9. Test CL for zero.

If it's zero, go to step 11.

If not, increment a loop counter. Test CL to see whether its LSB has a zero.

If so, multiply the value of the loop counter by eight to point to the proper power of 10. Divide the floating-point accumulator by that power of 10 and shift CL right once. Continue with the beginning of step 9. (These powers of 10 are located in a table labeled 10. For this scheme to work, these powers of 10 follow the binary order 1, 2, 4, 8, as shown in the table immediately preceding the code.)

If not, shift CL right once for next power of two and continue at the beginning of step 9.

10. Test CL for zero.

If it's zero, go to step 11.

If not, increment a loop counter and test CL to see whether its LSB is a zero.

If so, multiply the value of the loop counter by eight to point to the proper power of 10. Multiply the floating-point accumulator by that power of 10, shift CL right once, and continue with the beginning of step 10. (These powers of 10 are located in a table labeled '10'. Again, for this scheme to work, these powers of 10 must follow the binary order 1, 2, 4, 8, as shown in the table immediately preceding the code.)

If not, shift CL to the right once and continue with the beginning of step 10.

11. Round the new float, write it to the output, and leave.

atf: Listing

```
;*****  
  
;  
    .data  
dst   qword   000000000000h, 3f8000000000h, 400000000000h, 404000000000h,  
        408000000000h, 40a000000000h, 40c000000000h, 40e000000000h,  
        410000000000h, 411000000000h  
one   qword   3f8000000000h  
ten   qword   412000000000h, 42c800000000h,
```

NUMERICAL METHODS

```

                                461c40000000h,
                                4cbebc200000h, 5a0e1bc9bf00h, 749dc5ada82bh
.code

;unsigned conversion from ASCII string to short real
atf  proc uses si di, string:word, rptr:word ;one word for near pointer

        local exponent:byte, fp:qword, numsin:byte, expsin:byte.
                dp_flag:byte, digits:byte, dp:byte

        pushf
        std
        xor     ax,ax
        lea    di,word ptr fp[6]           ;clear the floating
                                                ;variable

        mov     cx,8
rep   stosw  word ptr [di]

        mov     si,string                 ;pointer to string

do_numbers:
        mov     byte ptr [exponent],al    ;initialize variables
        mov     byte ptr dp_flag,al
        mov     byte ptr numsin,al
        mov     byte ptr expsin,al
        mov     byte ptr dp,al
        mov     byte ptr digits,8h       ;count of total digits rounding
                                                ;digit is eight

                                                ;begin by checking for a
                                                ;sign, a number, or a
                                                ;period

;
do_num:
        mov     bl,[si]                   ;get next char
        cmp     bl,'-'
        jne     not_minus                 ;it is a negative number
        not     [numsin]                  ;set negative flag
        inc     si
        mov     bl,es:[si]                 ;get next char
        jmp     not_sign

not_minus:
        cmp     bl,'+'                     ;is it plus?
```

INPUT, OUTPUT, AND CONVERSION

```

    jne     not_sign
    inc     si
    mov     al, [si]                ;get next char

not_sign:
    cmp     bl, '.'                ;check for decimal point
    jne     not_dot
    test    byte ptr [dp], 80h     ;negative?
    jne     end_o_cnvt            ;end of conversion
    not     dp_flag                ;set decimal point flag
    inc     si
    mov     bl, [si]              ;get next char

not_dot:
    cmp     bl, '0'                ;get legitimate number
    jb     not_a_num
    cmp     bl, '9'
    ja     not_a_num
    invoke  flmul, fp, ten, addr fp ;multiply floating-point
    mov     bl, [si]                ;accumulator by 10.0
    sub     bl, 30h                 ;make it hex
    sub     bh, bh                  ;clear upper byte
    shl     bx, 1                  ;multiply index for
                                ;proper offset

    shl     bx, 1
    shl     bx, 1
    invoke  fladd, fp, dgt[bx], addr fp ;add to floating-point
                                ;accumulator
    test    byte ptr [dp_flag], 0ffh ;have we encountered a
    je     no_dot_yet              ;decimal point yet?
    dec     [dp]                   ;count fractional digits

no_dot_yet:
    inc     si                      ;increment pointer
    dec     byte ptr digits         ;one less digit
    jc     not_a_num                ;at our limit?
    mov     bl, es:[si]             ;next char
    jmp     not_sign

not_a_num:
    mov     bl, [si]                ;next char
    or     bl, lower_case
    cmp     bl, 'e'                 ;check for exponent
    je     chk_exp                 ;looks like we may have
                                ;an exponent

```

NUMERICAL METHODS

```
        jmp            end_o_cnvt
chk_exp:
    inc            si
    mov            bl, [si]                ;next char
    cmp            bl, '-'                ;negative exponent
    jne            chk_plus
    not            [expsin]                ;set exponent sign
    jmp            short chk_exp1
chk_plus:
    cmp            bl, '+'                ;maybe a plus?
    jne            short chk_exp2
chk_exp1:
    inc            si
    mov            bl, [si]                ;next char
chk_exp2:
    cmp            bl, '0'
    jb            end_o_cnvt
    cmp            bl, '9'
    ja            end_o_cnvt
    sub            ax, ax
    mov            al, byte ptr [exponent]
    mul            iten                    ;do conversion of
                                           ;exponent as in
    mov            byte ptr [exponent], al ;integer conversion
                                           ;by multiplication
    mov            bl, [si]                ;next char
    sub            bl, 30h                 ;make hex
    or             byte ptr [exponent], bl ;or into accumulator
    jmp            short chk_exp1

end_o_cnvt:
    sub            cx, cx                    ;calculate exponent
    mov            al, byte ptr [expsin]
    mov            cl, byte ptr [dp]
    or             al, al                    ;is exponent negative?
    jns            Pos_exp
    sub            cl, byte ptr [exponent]  ; subtract exponent from
                                           ;fractional count
    jmp            short chk_numsin
pas_exp:
    add            cl, byte ptr [exponent]  *exponent to fractional
                                           ;count
chk_numsin:
    cmp            word ptr numsin, 0ffh    ;test sign
```

INPUT, OUTPUT, AND CONVERSION

```

        jne      chk_expsin
        or       word ptr fp[4],8000h      ;if exponent negative,
chk_expsin:                               ;so is number
        xor     ax,ax
        or      cl,cl
        jns     do_pospow                  ;make exponent positive
        neg     cl
do_negpow:
        or      cl,cl                      ;is exponent zero yet?
        je      atf_ex
        inc     ax
        test    cx,1h                      ;check for one in LSB
        je      do_negpowa
        mov     bx,ax
        push    ax
        shl     bx,1                        ;make pointer
        shl     bx,1
        shl     bx,1
        invoke  fldiv, fp, powers[bx], addr fp
                                                ;divide by power of 10
        pop     ax
do_negpowa:
        shr     cx, 1
        jmp     short do_negpow

do_pospow:
        or      cl,cl                      ;is exponent zero yet?
        je      atf_ex
        inc     ax
        test    cx,1h                      ;check for one in LSB
        je      do_pospowa
        mov     bx,ax
        push    ax
        shl     bx,1
        shl     bx,1
        shl     bx,1                        ;make pointer
        invoke  flmul, fp, powers[bx], addr fp
                                                ;multiply by power often
        pop     ax
do_pospowa:
        shr     cx,1
        jmp     short do_pospow
atf_ex:
        invoke  round, fp, addr fp         ;round the new float

```

NUMERICAL METHODS

```
mov     di,word ptr rptr           ;write it out
mov     ax,word ptr fp
mov     bx,word ptr fp[2]
mov     dx,word ptr fp[4]
mov     word ptr [di],bx
mov     word ptr [di][2],dx
popf
ret
atf    endp
```

Single-Precision Float to ASCII

This function is usually handled in C with *fcvt()* plus some ancillary routines that format the resulting string. The function presented here goes a bit further; its purpose is to convert the float from binary to an ASCII string expressed in decimal scientific format.

Scientific notation requires its own form of normalization: a single leading integer digit between 1.0 and 10.0. The float is compared to 1.0 and 10.0 upon entry to the routine and successively multiplied by 10.0 or divided by 10.0 to bring it into the proper range. Each time it is multiplied or divided, the exponent is adjusted to reflect the correct value.

When this normalization is complete, the float is disassembled and converted to fixed point. The sign, which was determined earlier in the algorithm, is positioned as the first character in the string and is either a hyphen or a space. Each byte of the fixed-point number is then converted to an ASCII character and placed in the string. After converting the significand, the routine writes the value of the exponent to the string.

In pseudocode, the procedure might look like this.

fta: Algorithm

1. Clear a variable, *fixptr*, large enough to hold the fixed-point conversion. Allocate and clear a sign flag, *sinptr*. Do the same for a flag to suppress leading zeros (*leading zeros*), a byte to hold the exponent, and a byte to count the number of multiplies or divides it takes to normalize the number, *ndg*.
2. Test the sign bit of the input float. If it's negative, set *sinptr* and make the float positive.

INPUT, OUTPUT, AND CONVERSION

3. Compare the input float to 1.0.
If it's greater, go to step 4.
If it's less, multiply it by 10.0. Decrement *ndg* and check for underflow.
If underflow occurred, go to step 18.
If not, return to the beginning of step 3.
4. Compare the float resulting from step 3 to 10.0.
If it's less, go to step 5.
If it's greater, divide by 10.0. Increment *ndg* and check for overflow.
If overflow occurred, go to step 17.
If not, return to the beginning of step 4.
5. Round the result.
6. Extract the exponent, subtract the bias, and check for zero. If we underflow here, we have an infinite result; go to step 17.
7. Restore the hidden bit. Using the value resulting from step 6, align the significand and store it in the fixed-point field pointed to by *fixptr*. We should now have a fixed-point value with the radix point aligned correctly for scientific notation.
8. Start the process of writing out the ASCII string by checking the sign and printing hyphen if *sinptr* is -1 and a space otherwise.
9. Convert the fixed-point value to ASCII with the help of *AAM* and call step 19 to write out the integer.
10. Write the radix point.
11. Write each decimal digit as it's converted from the binary fractional portion of the fixed-point number until eight characters have been printed.
12. Check *ndg* to see whether any multiplications or divisions were necessary to force the number into scientific format.
If *ndg* is zero, we're done; terminate the string and exit through step 16.
If *ndg* is not zero, continue with step 13.
13. Print the "e."
14. Examine the exponent for the appropriate sign. If it's negative, print hyphen and two's-complement *ndg*.

NUMERICAL METHODS

15. Convert the exponent to ASCII format, writing each digit to the output.
16. Put a NULL at the end of the string and exit.
17. Print "infinite" to the string and return with failure, AX = -1.
18. Print "zero" to the string and return with failure, AX = -1.
19. Test to see whether or not any zero is leading.
 - If so, don't print-just return.
 - If not, write it to the string.

Fta: Listing

; ****

; conversion of floating point to ASCII

```
fta  proc uses bx cx dx si di, fp:qword, sptr:word
      local      sinptr:byte, fixptr:qword, exponent:byte.
              leading_zeros:byte, ndg:byte

      pushf
      std

      xor      ax,ax                ;clear fixed-point
                                      ;variable

      lea     di,word ptr fixptr[6]
      mov     cx,4
rep  stosw
      mov     byte ptr [sinptr],al   ;clear the sign
      mov     byte ptr [leadin_zeros],al ;and other variables
      mov     byte ptr [ndg],al
      mov     byte ptr [exponent],al

ck_neg:
      test    word ptr fp[4],8000h   ;get the sign
      je     gtr_0
      xor     word ptr fp[4],8000h   ;make float positive
      not    byte ptr [sinptr]      ;set sign
                                      ;negative

;
; ***
gtr_0:
      invoke  flcomp, fp, one        ;compare input with 1.0
                                      ;still another kind of
```

INPUT, OUTPUT, AND CONVERSION

```

                                ;normalization
                                ;argument reduction
    cmp     ax,1h
    je     less_than_ten
    dec    byte ptr [ndg]        ;decimal counter
    cmp    byte ptr [ndg],-37    ;range of single-
                                ;precision float

    jl     zero_result
    invoke flmul, fp, ten, addr fp ;multiply by 10.0
    jmp    short gtr_0

less_than_ten:                    ;compare with 10.0
    invoke flcomp, fp, ten
    cmp    ax,-1
    je     norm_fix
    inc    byte ptr [ndg]        ;decimal counter
    cmp    byte ptr [ndg],37     ;orange of single-
                                ;precision float

    jg     infinite_result
    invoke fldiv, fp, ten, addr fp ;divide by 10.0
    jmp    short less_than_ten

Rnd:
    invoke round, fp, addr fp    ;fixup for translation

norm_fix:                          ;this is for ASCII
                                ;conversion
                                ;dump the sign bit
    mov    ax,word ptr fp[0]
    mov    bx,word ptr fp[2]
    mov    dx,word ptr fp[4]
    shl   dx, 1

get_exp:
    mov    byte ptr exponent, dh
    sub    byte ptr exponent, 7fh ;remove bias

    mov    cx,sh
    sub    cl,byte ptr exponent
    js     infinite_result      ;could come out zero
                                ;but this is as far as I

    lea   di,word ptr fixptr    ;can go

do_shift:
    stc                                ;restore hidden bit
    rcr   dl,1
    sub   cx, 1

```

NUMERICAL METHODS

```
                je          put_upper
shift_fraction:
    shr          dl,1          ;shift significand into
    rcr          bx,1          ;fractional part
    rcr          ax,1
    loop         shift_fraction

put_upper:
    mov          word ptr [di], ax      ;write to fixed-point
                                        ;variable
    mov          word ptr [di][2],bx
    mov          al,dl
    mov          byte ptr fixptr[4],dl ;write integer portion
    xchg         ah,al

    sub          dx,dx
    mov          di,word ptr sptr
    cld
                                        ;reverse direction of
                                        ;write

    inc          dx
    mov          al,' '
    cmp          byte ptr sinptr,0ffh  ;is it a minus?
    jne          put_sign
    mov          al,'-'

put_sign:
    stosb

    lea          si, byte ptr fixptr[3]

write_integer:
    xchg         ah,al          ;AL contains integer
                                        ;portion

    aam
    xchg         al,ah          ;use AAM to convert to
                                        ;decimal

    or           al,'0'
    call         near ptr str_wrt      ;then ASCII
                                        ;then write to string
    xchg         al,ah          ;and repeat
    or           al,'0'
    call         near ptr str_wrt

    inc          dx          ;max char count
    dec          si

do_decimal:
```

INPUT, OUTPUT, AND CONVERSION

```

        mov     al, '.'                ;decimal point
        stosb
do_decimall:
        invoke  multen, addr fixptr   ;convert binary fraction
        or     al, '0'                ;to decimal fraction
        call   near ptr str wrt      ;write to string
        inc   dx
        cmp   dx, maxchar             ;have we written our
                                        ;maximum?
        je    do_exp
        jw    short do_decimall
do_exp:
        sub   ax, ax
        cmp   al, byte ptr ndg        ;is there an exponent?
        jne   write_exponent
        jmp   short last_byte

write_exponent:
        mov   al, 'e'                 ;put the 'e'
        stosb
        mov   al, byte ptr ndg        ;with ndg calculate
        or   al, al                    ;exponent
        jns   finish_exponent
        xchg  al, ah
        mo   val, '-'                  *negative exponent
        stosb
        neg   ah
        xchg  al, ah
        sub   ah, ah
finish_exponent
        cbw                                ;sign extension
        aam                                ;cheap conversion
        xchg  ah, al
        or   al, '0'
        stosb
        xchg  ah, al
        or   al, '0'                    ;make ASCII
        stosb
last_byte:
        sub   al, al                    ;write NULL to the end
                                        ;of the string
        stosb
        popf
fta_ex:

```

NUMERICAL METHODS

```
ret

infinite_result:
    mov     di,word ptr sptr           ;actually writes
                                        ;'infinite'
    mov     si,offset inf
    mov     cx, 9
rep     movsb
    mov     ax,-1
    jmp     short fta_ex

zero_result:
    mov     di,word ptr sptr           ;actually writes 'zero'
    mov     si,offset zro
    mov     cx, 9
rep     movsb
    mov     ax,-1
    jmp     short fta_ex

str_wrt:                                     ;subroutine for writing
                                        ;characters to output
    cmp     al,'0'                       ;string
    jne     putt                           ;check whether leading
                                        ;zero or not
    test    byte ptr leading_zeros,-1     ;don't want any leading
                                        ;zeros
    je     nope
putt:
    test    byte ptr leading_zeros,-1
    jne     prnt
    not     leading_zeros
prnt:
    stosb
nope:
    retn
fta     endp
```

Fixed Point to Single-Precision Floating Point

For this conversion, assume a fixed-point format with a 32-bit integer and a 32-

INPUT, OUTPUT, AND CONVERSION

bit fraction. This allows the conversion of *longs* and *ints* as well as purely fractional values; the number to be converted need only be aligned within the fixed-point field.

The extended-precision format these routines use requires three words for the significand, exponent, and sign; therefore, if we shift the fixed-point number so that its topmost one is in bit 7 of the fourth byte, we're almost there. We simply need to count the shifts, adding in an appropriate offset and sign. Here's the procedure.

ftf: Algorithm

1. The fixed-point value (*binary*) is on the stack along with a pointer (*rptr*) to the float to be created. Flags for the exponent (*exponent*) and sign (*nmsin*) are cleared.
2. Check the fixed-point number for sign. If it's negative, two's-complement it.
3. Scan the fixed-point number to find out which byte contains the most significant nonzero bit.
If the number is all zeros, return the appropriate float at step 9.
If the byte found is greater than the fourth, continue with step 5.
If the byte is the fourth, continue with step 6.
If the byte is less than the fourth, continue with step 4.
4. The most significant non zero bit is in the first, second, or third byte.
Subtract our current position within the number from four to find out how many bytes away from the fourth we are.
Multiply this number by eight to get the number of bits in the shift and put this value in the exponent.
Move as many bytes as are available up to the fourth position, zeroing those lower values that have been moved and not replaced.
Continue with step 6.
5. The most significant nonzero bit is located in a byte position greater than four.
Subtract four from our current position within the number to find how many bytes away from the fourth we are.
Multiply this number by eight to get the number of bits in the shift and put this value in the exponent.
Move these bytes back so that the most significant nonzero byte is in the fourth position.

NUMERICAL METHODS

Continue with step 6.

6. Test the byte in the fourth position to see whether bit 7 contains a one.
If so, continue with step 7.
If not, shift the first three words left one bit and decrement the exponent; continue at the start of step 6.
7. Clear bit 7 of the byte in the fourth position (this is the hidden bit).
Add 86H to *exponent* to get the correct offset for the number; place this in byte 5.
Test *numsin* to see whether the number is positive or negative.
If it's positive, shift a zero into bit 7 of byte 5 and continue with step 8.
If it's negative, shift a one into bit 7 of byte 5 and continue with step 8.
8. Place bytes 4 and 5 in the floating-point variable, round it, and exit.
9. Write zeros to every word and exit.

ftf; Listing

```
; *****  
;  
;  
;unsigned conversion from quadword fixed point to short real  
;The intention is to accommodate long and int conversions as well.  
;Binary is passed on the stack and rptr is a pointer to the result.  
  
ftf    proc uses si di, binary:qword, rptr:word    ;one word for near  
                                             ;pointer  
  
        local exponent:byte, numsin:byte  
  
        pushf  
        xor     ax, ax  
  
        mov     di, word ptr rptr                ;point at future float  
        add     di, 6  
        lea     si, byte ptr binary[0]          ;point to quadword  
        mov     bx, 7                            ;index  
  
do_numbers:  
        mov     byte ptr [exponent], al        ;clear flags
```

INPUT, OUTPUT, AND CONVERSION

```
        mov     byte ptr nurnsin, al
        mov     dx, ax
;
do_num:
        mov     al, byte ptr [si][bx]
        or      al, al                ;record sign
        jns     find_top
        not     byte ptr numsin      ;this one is negative
        not     word ptr binary[6]
        not     word ptr binary[4]
        not     word ptr binary[2]
        neg     word ptr binary[0]
        jc      find_top
        add     word ptr binary[2], 1
        adc     word ptr binary[4], 0
        adc     word ptr binary[6], 0

find_top:
        cmp     bl, dl                ;compare index with 0
        je      make_zero             ;we traversed the entire
        ;number
        mov     al, byte ptr [si][bx] ;get next byte
        or      al, al                ;anything there?
        jne     found_it
        dec     bx                    ;move index
        jw      short find_top

found_it:
        mov     dl, 80h               ;test for MSB
        cmp     bl, 4                 ;radix point
        ja      shift_right           ;above
        je      final_right           ;equal

shift_left
        ;or below?
        std
        mov     cx, 4                 ;points to MSB
        sub     cx, bx                ;target
        shl     cx, 1
        shl     cx, 1
        shl     cx, 1                 ;times 8
        neg     cx
        mov     byte ptr [exponent], cl ;calculate exponent

        lea     di, byte ptr binary[4]
        lea     si, byte ptr binary
```


NUMERICAL METHODS

```
        add        si, bx
        mov        cx, bx
        inc        cx
rep     movsb                                ;move number for nomalization

        mov        cx, 4
        sub        cx, bx
        sub        ax, ax
rep     stosb                                ;clear unused bytes
        jmp        short final_right

shift_right:
        cld
        mov        cx, bx                    ;points to MSB
        sub        cx, 4                    ;target
        lea        si, byte ptr binary[4]
        mov        di, si
        sub        di, cx

        shl        cl, 1
        shl        cl, 1
        shl        cl, 1                    ;times 8
        mov        byte ptr [exponent], cl  ;calculate exponent

        mov        cx, bx
        sub        cx, 4
        inc        cx
rep     movsb
        sub        bx, 4
        mov        cx, 4
        sub        cx, bx
        sub        ax, ax
        lea        di, word ptr binary
rep     stosb                                ;clear bytes

final_right:
        lea        si, byte ptr binary[4]  ;get most significant one into
                                                ;MSB

final_right1:
        mov        al, byte ptr [si]
        test       al, dl                    ;are we there yet?
        jne        aligned
        dec        byte ptr exponent
```

INPUT, OUTPUT, AND CONVERSION

```
    shl     word ptr binary[0], 1
    rcl     word ptr binary[2], 1
    rcl     word ptr binary[4], 1
    jmp     short final_right1

aligned:
    shl     al, 1                ;clear bit
    mov     ah, 86h             ;offset so that exponent will be
                                ;right after addition

    add     ah, byte ptr exponent
    cmp     numsin, dh
    je     positive
    stc

    jmp     short get_ready_to_go
positive:
    clc

get_ready_to_go:                ;shift carry into MSB
    rcr     ax, 1                ;put it all back the way it
                                ;should be

    mov     word ptr binary[4], ax

ftf_ex:
    invoke round, binary, rptr   ;round the float

exit:
    popf
    ret

;
make_zero:                       ;nothing but zeros
    std
    sub     ax, ax                ;zero it all out
    mov     cx, 4

rep     stosw
    jmp     short exit
ftf     endp
```

Single-Precision Floating Point to Fixed Point

Ftfx simply extracts the fixed-point number from the IEEE 754 floating-point

NUMERICAL METHODS

format and places it, if possible, in a fixed-point field composed of a 32-bit integer and a 32-bit fraction. The only problem is that the exponent might put the significand outside our fixed-point field. Of course, the field can always be changed; for this routine, it's the quadword format with the radix point between the doublewords.

ftx Algorithm

1. Clear the sign flag, *sinptr*, and the fixed-point field it points to.
2. Round the incoming floating-point number.
3. Set the sign flag through *sinptr* by testing the MSB of the float.
4. Extract the exponent and subtract the bias. Restore the hidden bit.
5. Test the exponent to see whether it's positive or negative.
 - If it's negative, two's complement the exponent and test the range to see if it's within 28H.
 - If it's greater, go to step 9.
 - If it's not greater, continue with step 7.
 - If positive, test the range to see if it's within 18H.
 - If it's less, go to step 10.
 - If not, continue with step 6.
6. Shift the integer into position and go to step 8.
7. Shift the fraction into position and continue with step 8.
8. See if the sign flag is set.
 - If not, exit with success.
 - If it is, two's-complement the fixed-point number and exit.
9. Error. Write zeros to all words and exit.
10. Write a 0ffH to the exponent and exit.

ftx: Listing

```
;*****  
; conversion of floating point to fixed point  
; Float enters as quadword.  
; Pointer, sptr, points to result.  
; This could use an external routine as well. When the float  
; enters here, it is in extended format.
```

INPUT, OUTPUT, AND CONVERSION

```
ftfx  proc uses bx cx dx si di, fp:qword, sptr:word

        local          sinptr:byte, exponent:byte

        pushf
        std
;
        xor            ax,ax
        mov            byte ptr [sinptr],al        ;clear the sign
        mov            byte ptr [exponent],al
        mov            di,word ptr sptr          ;point to result
;
;***
;
do_rnd:
        invoke        round, fp, addr fp        ;fixup for translation
;
set_sign:
        mov            ax,word ptr fp[0]        ;get float
        mov            bx,word ptr fp[2]
        mov            dx,word ptr fp[4]
        or             dx,dx                    ;test exponent for sign
        jns            get_exponent
        not            byte ptr [sinptr]        ;it is negative
;
get_exponent:
        sub            cx,cx
        shl            dx,1                    ;dump sign
        sub            dh,86h                  ;remove bias from exponent
        mov            byte ptr exponent, dh    ;store exponent
        mov            cl,dh
        and            dx,0ffh                ;save number portion
        stc
        rcr            dl,1                    ;restore hidden bit
;
which_way:
        or             cl,cl                    ;test for sign of exponent
        jns            shift_left
        neg            cl                        ;two's complement if negative

shift_right:
        cmp            cl,28h                  ;range of fixed-point number
        ja             make_zero               ;no significance too small
make_fraction:
```

NUMERICAL METHODS

```

        shr            dx,1                ;shift fraction into position in
fixed   ;point variable
        rcr            bx,1
        rcr            ax,1
        loop           make_fraction
        mov            word ptr [di] [0],ax ;and write result
        mov            word ptr [di] [2],bx
        mov            word ptr [di][4],dx
        imp            short print_result

shift_left:
        cmP           cl,18h              ;range of fixed point
                                              ;(with significand)
        ja             make_max            ;failed significance too big
make_integer
        shr            bx,1                ;shift into position
        rcr            dx,1
        rcr            ax,1
        loop           make_integer
        mov            word ptr [di][6],ax ;write out
        mov            word ptr [di][4],dx
        mov            word ptr [di][2],bx
print_result
        test           byte ptr [sinptr], 0ffh ;check for proper sign
        ie             exit
        not            word ptr [di] [6]    ;two's complement
        not            word ptr [di][4]
        not            word ptr [di] [2]
        neg            word ptr [di] [0]
        ic             exit
        add            word ptr [di] [2],1
        adc            word ptr [di] [4],0
        adc            word ptr [di] [6],0

exit:
        popf
        ret
;
make_zero:
        sub            ax,ax                ;error make zero
        mov            cx,4
rep     stosw
        imp            short exit
;

```

INPUT, OUTPUT, AND CONVERSION

```
make_max:                                ;error too big
    sub    ax,ax
    mov    cx,2
rep     stosw
    not    ax
    stosw
    and    word ptr [di][4], 7f80h      ;infinite
    not    ax
    stosw
    jmp    short exit

ftfx   endp
```

NUMERICAL METHODS

- ¹ Knuth, D. E. *Seminumerical Algorithms*. Reading, MA: Addison-Wesley Publishing Co., 1981, Pages 300-312.

The Elementary Functions

According to the *American Heritage Dictionary*, elementary means essential, fundamental, or irreducible, but not necessarily simple. The elementary functions comprise algebraic, trigonometric, and transcendental functions basic to many embedded applications. This chapter will focus on three ways of dealing with these functions: simple table-driven techniques that use linear interpolation; computational fixed-point, including the use of tables, CORDIC functions, and the Taylor Series; and finally floating-point approximations. We'll cover sines and cosines along with higher arithmetic processes, such as logarithms and powers.

We'll begin with a fundamental technique of fixed-point arithmetic—table lookup—and examine different computational methods, ending with the more complex floating-point approximations of the elementary functions.

Fixed Point Algorithms

Lookup Tables and Linear Interpolation

In one way or another, many of the techniques in this chapter employ tables. The algorithms in this section derive their results almost exclusively through table lookup. In fact, you could rewrite these routines to do only table lookup, if that is all you require.

Some of the fastest techniques for deriving values involve look-up tables. As mentioned in Chapter 5, the main disadvantage to table-driven routines is that the tables are finite. Therefore, the results of any table-driven routine depends upon the table's resolution. The routines in this section involve an additional step to help alleviate these problems: linear interpolation.

The idea behind interpolation is to approximate unknown data points based upon information provided by known data points. *Linear interpolation* attempts to do this

NUMERICAL METHODS

by bridging two known points with a straight line as shown in Figure 6-1. Using this technique, we replace the actual value with the function $y=f(x)$, where $y = y_0 + (x - x_0)(y_1 - y_0)/(x_1 - x_0)$. This formula represents the *slope* of the line between the two known data points, with $[f(x_1) - f(x_0)]/(x_1 - x_0)$ representing an approximation of the first derivative (the finite divided difference approximation). As you can see from Figure 6-1, a straight line is not likely to represent the shape of a function well and can result in a very loose approximation if too great a distance lies between each point of known data.

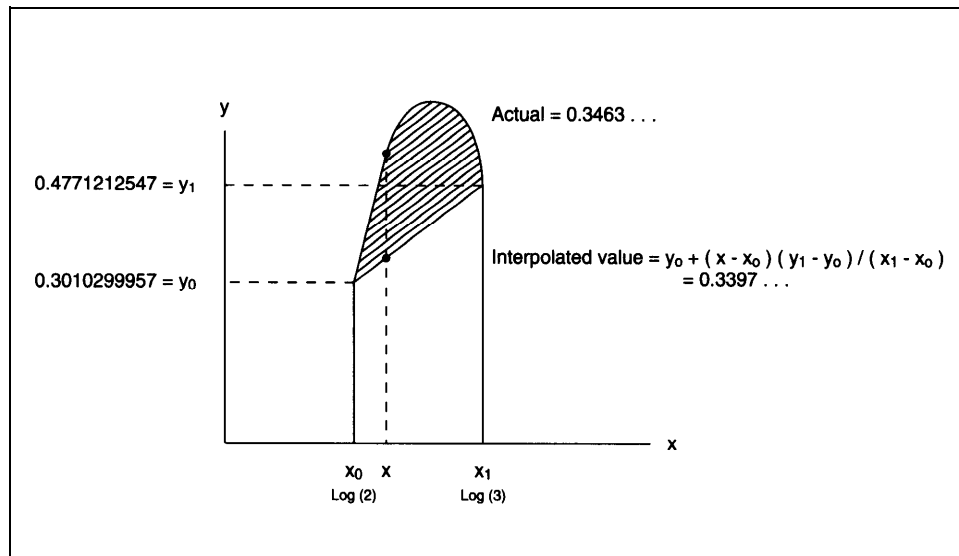


Figure 6-1. Linear interpolation produces an approximate value based on a straight line drawn between known data. The closer the data points, the better the approximation.

Consider the problem of estimating $\log_{10}(2.22)$ based on a table of common logs for integers only. The table indicates that $\log_{10}(2) = 0.3010299957$ and $\log_{10}(3) = 0.4771212547$. Plugging these values into the formula above, we get:

$$y = 0.3010299957 + (2.22 - 2.0)(0.4771212547 - 0.3010299957) / (3 - 2)$$

$$y = 0.3010299957 + (.22)(0.176091259) / (1)$$

$$y = 0.3397540118.$$

THE ELEMENTARY FUNCTIONS

The true value is 0.3463529745, and the error is almost 2%. For more accuracy, we would need more data points on a finer grid.

An example of this type of table-driven approximation using linear interpolation is the function *lg10*, presented later in this section.¹ The derivation of the table used in this routine was suggested by Ira Harden. This function produces $\log_{10}(X)$ of a value based on a table of common logarithms for $X/128$ and a table of common logarithms for the powers of two. Before looking the numbers up in the table, it normalizes each input argument (in other words, shifts it left until the most significant one of the number is the MSB of the most significant word) to calculate which power of two the number represents. The MSB is then shifted off, leaving an index that is then used to point into the table.

If any fraction bits need to be resolved, linear interpolation is used to calculate a closer approximation of our target value. The log of the power of two is then added in, and the process is complete.

The function *lg10* approximates $\log_{10}(X)$ using a logarithm table and fixed-point arithmetic, as shown in the following pseudocode:

lg10: Algorithm

1. Clear the output variable. Check the input argument for 0.
 - If zero, exit
 - If not, check for a negative argument.
 - If so, exit
 - If all OK, continue with step 2.
2. Determine the number of shifts required to normalize the input argument, that is so that the MSB is a one. Perform that shift first by moves and then individual shifts.
3. Perform linear interpolation.
 - First get the nominal value for the function according to the table. This is the $f(x_0)$ from the equation above. It must be guaranteed to be equal to or less than the value sought.
 - Get the next greater value from the table, $f(x_1)$. This is guaranteed to be greater than the desired point.
 - Now multiply by the fraction bits associated with the number we using to point into the table. These fraction bits represent the difference

NUMERICAL METHODS

between the nominal data point, x_0 , and the desired point.

Add the interpolated value to the nominal value and continue with step 4.

- Point into another table containing powers of logarithms using the number of shifts required to normalize the number in step 2. Add the logarithm of the power of two required to normalize the number.
- Exit with the result in quadword fixed-point format.

lg10: Listing

```
; *****  
      .data  
  
; log (x/128)      ;To create binary tables from decimal, multiply the decimal  
                  ;value you wish to use by one in the data type of your  
                  ;fixed-point system. For example, we are using a 64-bit fixed  
                  ;point format, a 32-bit fraction and a 32-bit integer. In  
                  ;this system, one is  $2^{32}$ , or 4294967296 (decimal), convert  
                  ;the result of that multiplication to hexadecimal and you are  
                  ;done. To convert p to our format we would multiply 3.14 by  
                  ;4294967296 with the result 13493037704 (decimal), which we  
                  ;then convert to the hexadecimal value 3243f6a89H.  
  
log10 tbl word    00000h, 000ddh, 001b9h, 00293h,  
                  0036bh, 00442h, 00517h, 005ebh, 00Gbdh, 0078eh,  
                  0085dh, 0092ah, 009f6h, 00aclh, 00b8ah, 00c51h,  
                  00d18h, 00dddh, 00ea0h, 00f63h, 01024h, 010e3h,  
                  011a2h, 0125fh, 0131bh, 013dSh, 0148fh, 01547h,  
                  015feh, 016b4h, 01769h, 0181ch, 018cfh, 01980h  
  
      word        01a30h, 01adfh, 01b8dh, 01c3ah, 01ceGh, 01dglh,  
                  01e3bh, 01ee4h, 01f8ch, 02033h, 020d9h, 0217eh,  
                  02222h, 022c5h, 02367h, 02409h, 024a9h, 02548h,  
                  025e7h, 02685h, 02721h, 027bdh, 02858h, 028f3h  
  
      word        0298ch, 02a25h, 02abdh, 02b54h, 02beah, 02c7fh,  
                  02d14h, 02da8h, 02e3bh, 02ecdh, 02f5fh, 02ff0h,  
                  03080h, 0310fh, 0319eh, 0322ch, 032b9h, 03345h,  
                  033d1h, 0345ch, 034e7h, 03571h, 035fah, 03682h,  
                  0370ah, 03792h, 03818h, 0389eh, 03923h, 039a8h  
  
      word        03a2ch, 03ab0h, 03b32h, 03bb5h, 03c36h, 03cb7h,  
                  03d38h, 03db8h, 03e37h, 03eb6h, 03f34h, 03fb2h,
```

THE ELEMENTARY FUNCTIONS

```

                                0402fh, 040ach, 04128h, 041a3h, 0421eh, 04298h,
                                04312h, 0438ch, 04405h, 0447dh, 044f5h, 0456ch,
                                045e3h, 04659h, 046cfh, 04744h, 047b9h, 0482eh
word      048a2h, 04915h, 04988h, 049fbh, 04a6dh, 04adeh,
                                04b50h, 04bc0h, 04c31h, 04ca0h. 04d10h

;log(2**x)
log10_power dword 000000h, 004d10h, 009a20h, 00e730h, 013441h, 018151h,
                                01ce61h, 021b72h, 026882h, 02b592h, 0302a3h, 034fb3h,
                                039cc3h, 03e9d3h, 0436e4h, 0483f4h, 04d104h, 051e15h,
                                056b25h, 05b835h, 060546h, 065256h, 069f66h, 06ec76h,
                                073987h, 078697h, 07d3a7h, 0820b8h, 086dc8h. 08bad8h,
                                0907e9h, 0954f9h

        .code
;
;Logarithms using a table and linear interpolation.
;Logarithms of negative numbers require imaginary numbers.
;Natural logarithms can be derived by multiplying result by 2.3025.
;Logarithms to any other base are obtained by dividing (or multiplying by the
;inverse of) the log10. of the argument by the log10 of the target base.
lg10 proc uses bx cx si di, argument:word, logptr:word

        local        powers_of_two:byte

        pushf
        std                                ;increment down for zero
                                           ;check to come

        sub          ax, ax
        mov          cx, 4
        mov          di, word ptr logptr    ;clear log output
        add          di, 6
rep     stosw

        mov          si, word ptr logptr    ;point at output which is
                                           ;zero
        add          si, 6                    ;most significant word
        mov          di, word ptr argument  ;point at input
        add          di, 6                    ;most significant word
        mov          ax, word ptr [di]
        or           ax, ax
        js           exit                    ;we don't do negatives
        sub          ax, ax

```

NUMERICAL METHODS

```
        mov        cx, 4
repe    cmpsw                                ;find the first nonzero,
                                           ;or return
                                           ;zero
        je        exit

reposition_argument:
        mov        si, word ptr argument    ;shift so MSB is a one
        add        si, 6                    ;point at input
        mov        di, si                    ;most significant word
        inc        cx                        ;shift the one eight times
        mov        ax, 4                    ;make this a one
        sub        ax, cx                    ;determinenumberof
                                           ;emptywords
        shl        ax, 1                    ;words to bytes
        sub        si, ax                    ;point to first nonnero word
        shl        ax, 1
        shl        ax, 1
        shl        ax, 1                    ;multiply by eight
        mov        bl, al
rep     movsw                                ;shift

        mov        si, word ptr argument
        mov        ax, word ptr [si][6]
keep_shifting:
        or         ax, ax                    ;shift until MSB is a one
        js         done_with_shift
        shl        word ptr [si][0], 1
        rcl        word ptr [si][2], 1
        rcl        word ptr [si][4], 1
        rcl        ax, 1
        inc        bl                        ;count shifts as powers
                                           ;of two
        jmp        short keep_shifting      ;normalize

done_with_shift
        mov        word ptr [si][6], ax     ;ax will be a pointer
        mov        byte ptr powers_of_two, bl
        sub        bx, bx
        mov        bl, ah                    ;will point into 127-entry
                                           ;table
        shl        bl, 1                    ;get rid of top bit to form
                                           ;actual pointer
        add        bx, offset word ptr log10_tbl
```

THE ELEMENTARY FUNCTIONS

```

                                ;linear interpolation
                                ;get first approximation
                                ;(floor)
mov     ax, word ptr [bx]

inc     bx
inc     bx
mov     bx, word ptr [bx]      ;and following approximation
                                ;(ceil)
sub     bx, ax                 ;find difference
xchg    ax, bx

mul     byte ptr [si][6]      ;multiply by fraction bits
mov     al, ah                 ;drop fractional places
Sub     ah, ah
add     ax, bx                 ;add interpolated value to
                                ;original

get_power:
mov     bl, 31                 ;need to correct for power
                                ;of two

sub     bl, byte ptr powers_of_two
sub     bh, bh
shl     bx, 1
shl     bx, 1                 ;point into this table
lea     si, word ptr log10_power
add     si, bx
sub     dx, dx
add     ax, word ptr [si]      ;add log of power
adc     dx, word ptr [si][2]
mov     di, word ptr logptr
mov     word ptr [di] [2], ax  ;write result to qword
                                ;fixed point

mov     word ptr [di][4], dx
sub     cx, cx
mov     word ptr [di], cx
mov     word ptr [di] [6], cx

exit:
popf
ret

lg10 endp

```

An example of linear interpolation appears in the TRANS.ASM module called *sqrtd*.

NUMERICAL METHODS

Another example using a table and linear interpolation involves sines and cosines. Here we have a table that describes a quarter of a circle, or 90 degrees, which the routine uses to find both sines and cosines. Since the only difference is that one is 90 degrees out of phase with the other, we can define one in terms of the other (see Figure 6-2). Using the logic illustrated by this figure, it is possible to calculate sines and cosines using a table for a single quadrant.

To use this method, however, we must have a way to differentiate between the values sought, sine or cosine. We also need a way to determine the quadrant the function is in that fixes the sign (see Figure 6-3).

Dcsin will produce either a sine or cosine depending upon a switch, *cs_flag*.

***Dcsin*: Algorithm**

1. Clear sign, clear the output variable, and check the input argument for zero.

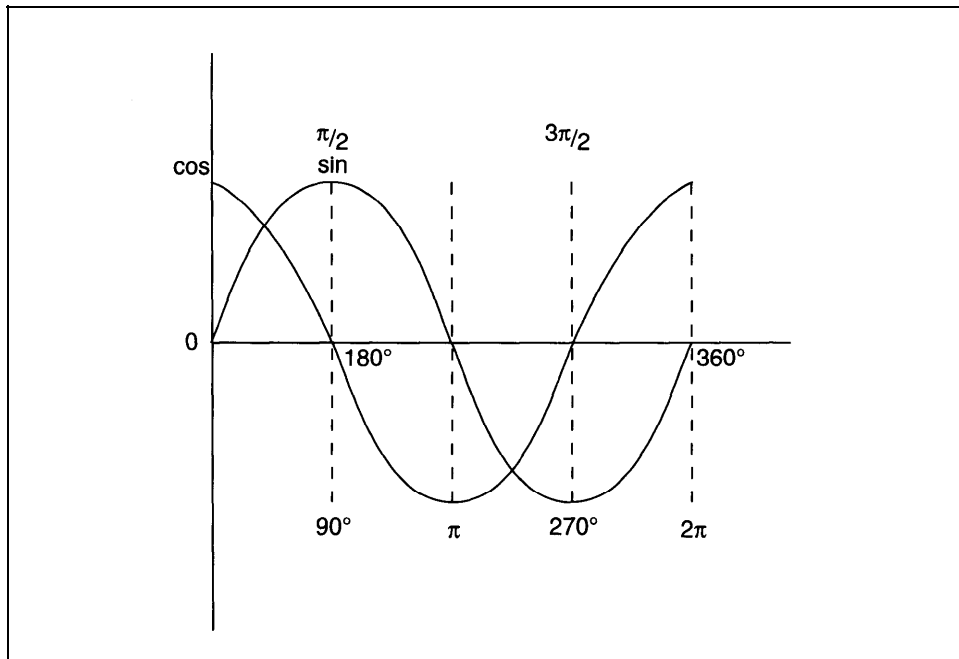


Figure 6-2. Sine and cosine are the same function 90 degrees out of phase.

THE ELEMENTARY FUNCTIONS

If it is zero, set the output to 0 for sines and 1 for cosines.

Otherwise, continue with step 2.

2. Reduce the input argument by dividing by 360 (we are dealing in degrees) and take the remainder as our angle.

If the result is negative, add 360 to make it positive.

3. Save a copy of the angle in a register, divide the original again by 90 to identify which quadrant it is in. The quotient of this division remains in AX.

4. Check *cs-flag* to see whether a sine or cosine is desired.

A0h requests sine; continue with step 9.

Anything else means a cosine; continue with step 5.

5. Compare AX with zero.

If greater, go to step 6.

Otherwise, continue with step 13.

6. Compare AX with one.

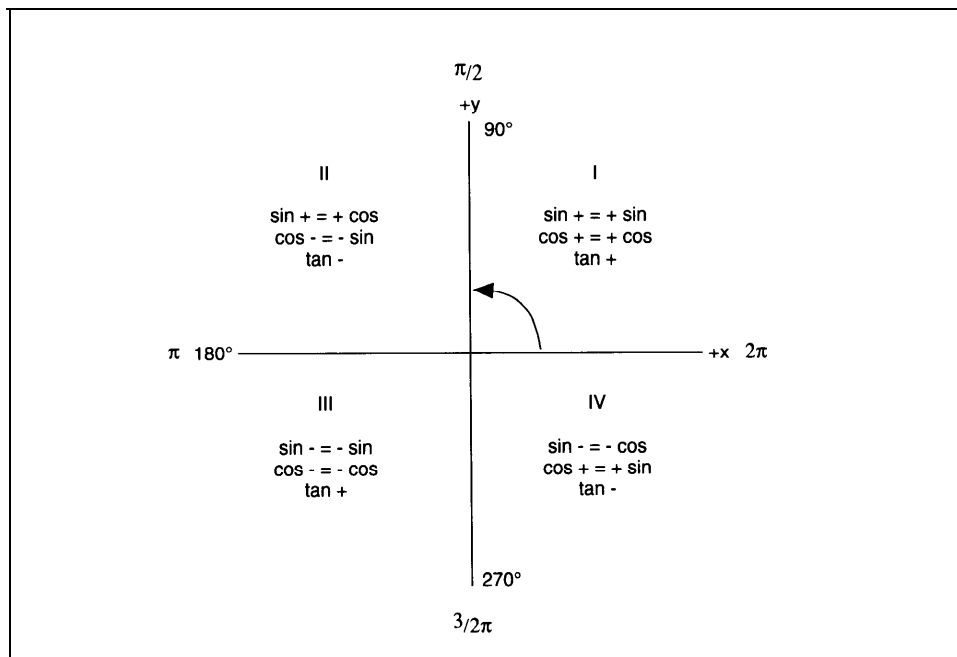


Figure 6-3. Quadrants for sine/cosine approximations.

NUMERICAL METHODS

If greater, go to step 7.

Otherwise, set *sign*.

Two's complement the angle.

Add 180 to make it positive again.

Continue with step 14.

7. Compare AX with two.

If greater, go to step 8.

Otherwise, set *sign*.

Subtract 180 from the angle to bring it back within 90 degrees.

Continue with step 13.

8. Two's complement the angle.

Add 360 to point it back into the table.

Continue with step 14.

9. Compare AX with zero.

If greater, go to step 10.

Otherwise, 2's complement the angle.

Add 90 to point it into the table.

Continue with step 14.

10. Compare AX with one.

If greater, go to step 11.

Otherwise, subtract 90 from the angle to bring it back onto the table.

Continue with step 13.

11. Compare AX with two.

If greater, go to step 12.

Otherwise, two's complement the angle,

Add 270, so that the angle points at table.

Set *sign*.

Continue with step 14.

12. Set *sign*.

Subtract 270 from the angle.

13. Use the angle to point into the table.

THE ELEMENTARY FUNCTIONS

- Get $f(x_0)$ from the table in the form of the nominal estimation of the sine.
- Check to see if any fraction bits require linear interpolation.
- If not, continue with step 15.
- Get $f(x_1)$ from the table in the form of the next greater approximation.
- Subtract $f(x_0)$ from $f(x_1)$ and multiply by the fraction bits.
- Add the result of this multiplication to $f(x_0)$.
- Continue with step 15.
14. Use the angle to point into the table.
- Get $f(x_0)$ from the table in the form of the nominal estimation of the sine.
- Check to see if any fraction bits requiring linear interpolation.
- If not, continue with step 15.
- Get $f(x_1)$ from the table in the form of the next smaller approximation.
- Subtract $f(x_0)$ from $f(x_1)$ and multiply by the fraction bits.
- Add the result of this multiplication to $f(x_0)$.
- Continue with step 15.
15. Write the data to the output and check *sign*.
- If it's set, two's complement the output and exit.
- Otherwise, exit.

Dcsin: Listing

```
; *****  
  
    .data  
  
;sines(degrees)  
sine_tblword    0ffffh, 0fff6h, 0ffd8h, 0ffa6h, 0ff60h, 0ff06h,  
                0fe98h, 0fe17h, 0fd82h, 0fcdgh, 0fc1ch, 0fb4bh,  
                0fa67h, 0f970h, 0f865h, 0f746h, 0f615h, 0f4d0h,  
                0f378h, 0f20dh, 0f08fh, 0eefh, 0ed5bh, 0eba6h,  
                0egdeh, 0e803h, 0e617h, 0e419h, 0e208h, 0dfe7h,  
                0ddb3h, 0db6fh, 0d919h, 0d6b3h, 0d43bh, 0dlb3h,  
                0cf1bh, 0cc73h, 0cgbbh, 0c6f3h, 0c41bh, 0c134h,  
                0be3eh, 0bb39h, 0b826h, 0b504h, 0bld5h, 0ae73h
```

NUMERICAL METHODS

```
word      0ab4ch, 0a7f3h, 0a48dh, 0a11bh, 09d9bh, 09a10h,
          09679h, 092d5h, 08f27h, 08b6dh, 087a8h, 083d9h,
          08000h, 07c1ch, 0782fh, 07438h, 07039h, 06c30h,
          0681fh, 06406h, 05fe6h, 05bbeh, 0578eh, 05358h,
          04flbh, 04ad8h, 04690h, 04241h, 03deeh, 03996h,
          03539h, 030d8h, 02c74h, 0280ch, 023a0h, 01f32h,
          01ac2h, 0164fh, 011dbh, 00d65h, 008efh, 00477h,
          0h
.code

;sines and cosines using a table and linear interpolation
;(degrees)

dscin proc uses bx cx si di, argument:word, cs_ptr:word, cs_flag:byte

    local      powers_of_two:byte, sign:byte

    pushf
    std                      ;increment down

    sub        ax, ax
    mov        byte ptr sign, al          ;clear sign flag
    mov        cx, 4
    mov        di, wordptr cs_ptr        ;clear sin/cos output
    add        di, 6
rep    stosw

                                ;first check arguments
                                ;for zero
                                ;reset pointer
    add        di, 8
    mov        si, di
    mov        di, word ptr argument
    add        di, 6
    mov        cx, 4
repe    cmpsw                    ;find the first nonzero,or
                                ;return
    je         zero_exit
    jmp        prepare_arguments

zero_exit:
    cmp        byte ptr cs_flag, al      ;ax is zero
    jne        cos_0                    ;sin(0) = 0
    jmp        exit
cos_0:
```

THE ELEMENTARY FUNCTIONS

```
inc      ax
inc      ax                ;point di at base of
                                ;output
add      si,ax             ;make ax a one
dec      ax                ;cos(0)= 1
mov      word ptr [si][4],ax ;one
jmp      exit

prepare-arguments:
mov      si, word ptr argument
mov      ax, word ptr [si][4] ;get integerportion
                                ;of angle

sub      dx, dx
mov      cx, 360
idiv     cx                ;modulararithmeticcto
                                ;reduceangle

or       dx, dx            ;we want the remainder
jns      quadrant
add      dx, 360           ;angle has to be
                                ;positive for this
                                ;to work

quadrant:
mov      bx, dx            ;we will use this to
                                ;compute the value
                                ;of the function
                                ;put angle in ax

mov      ax, dx
sub      dx, dx
mov      cx, 90
div      cx                ;and this to compute
                                ;the sign ax holds
                                ;an index to the quadrant

switch:
cmp      byte ptr cs_flag, 0 ;what do we want?
                                ;a zero=sine
                                ;anything else=cosine

je       do_sin

cos_range:
cmp      ax, 0
jg       cchk_180
jmp      walk_up           ;use incrementing method
```

NUMERICAL METHODS

```
cchk_180:
    cmp     ax, 1
    jg     cchk_270
    not    byte ptr sign                ;set sign flag
    neg    bx
    add    bx, 180
    jmp    walk_back                    ;use decremting method

cchk_270:
    cmp     ax, 2
    jg     clast_90
    not    byte ptr sign                ;set sign flag
    sub    bx, 180
    jmp    walk_up

clast_90:
    neg    bx
    add    bx, 360
    jmp    walk_back

;
;
;
do_sin:                                ;find the range of the
                                        ;argument

    cmp     ax, 0
    jg     schk_180
    neg    bx
    add    bx, 90
    jmp    walk_back                    ;use decremting method

schk_180:
    cmp     ax, 1
    jg     schk_270
    sub    bx, 90
    jmp    walk_up                       ;use incrementing method

schk_270:
    cmp     ax, 2
    jg     slast_90
    not    byte ptr sign                ;set sign flag
    neg    bx
    add    bx, 270
    jmp    walk_back
```

THE ELEMENTARY FUNCTIONS

```
slast_90:
    not    byte ptr sign           ;set sign flag
    sub    bx, 270
    jmp    walk_up
;
;
walk_up:
    shl    bx, 1                   ;use angle to point into
                                   ;the table
    add    bx, offset word ptr sine_tbl
    mov    dx, word ptr [bx]       ;get cos/sine of angle
    mov    ax, word ptr [si][2]    ;get fraction bits
    or     ax, ax
    je     write_result
                                   ;linear interpolation
    inc    bx                       ;get next approximation
    inc    bx
    mov    cx, dx
    mov    ax, word ptr [bx]
    sub    ax, dx                   ;find difference
    jnc    pos_res0
    neg    ax
    mul    word ptr [si][2]        ;multiply by fractionbits
    not    dx
    neg    ax
    jc     leave_walk_up
    inc    dx
    jmp    leave_walk_up
pos_res0:
    mul    word ptr [si][2]
leave_walk_up:
    add    dx, cx                   ;multiply by fraction bits
                                   ;and add in angle
    jmp    write_result

walk_back:
    shl    bx, 1                   ;point into table
    add    bx, offset word ptr sine_tbl
    mov    dx, word ptr [bx]       ;get cos/sine of angle
    mov    ax, word ptr [si][2]    ;get fraction bits
    or     ax, ax
```

NUMERICAL METHODS

```
je      write_result

dec     bx
dec     bx
mov     cx, dx
mov     ax, word ptr [bx]           ;get next incremental
                                           ;cos/sine
sub     ax, dx                       ;get difference
jnc     pas_resl
neg     ax
mul     word ptr [si][2]           ;multiply by fraction bits
not     dx
neg     ax
jc      leave_walk_back
inc     dx
jmp     leave_walk_back
pos_resl:
mul     word ptr [si][2]           ;multiply by fraction bits
leave_walk_back:
add     dx, cx                       ;multiply by fraction bits
                                           ;and add in angle

write_result:
mov     di, word ptr cs_ptr
mov     word ptr [di], ax           ;stuff result into variable
mov     word ptr [di][2], dx       ;setup output for qword
                                           ;fixed point
sub     ax, ax                       ;radix point between the
                                           ;double words

mov     word ptr [di][4], ax
mov     word ptr [di][6], ax
cmp     byte ptr sign, al
je      exit
not     word ptr [di][6]
not     word ptr [di][4]
not     word ptr [di][2]
neg     word ptr [di][0]
jc      exit
add     word ptr [di][2], 1
adc     word ptr [di][4], ax
adc     word ptr [di][6], ax

exit:
popf
ret
dcsin endp
```

THE ELEMENTARY FUNCTIONS

Computing With Tables

Algebra is one of a series of fascinating lectures by the physicist Richard Feynman². In it, he discusses the development of algebra and its connection to geometry. He also develops the basis for a number of very interesting and useful algorithms for logarithms and powers, as well as the algebraic basis for sines and cosines using imaginary numbers.

In algebra, Feynman describes a method of calculating logarithms, and therefore powers, based on 10 successive square roots of 10. The square root of 10 ($10^{.5}$) is 3.16228, which is the same as saying $\log_{10}(3.16228) = .5$. Since $\log_{10}(a*c) = \log_{10}(a) + \log_{10}(c)$, we can approximate any power by adding the appropriate logarithms, or multiplying by the powers they represent. For example, $10^{.875} = 10^{(.5+.25+.125)} = 3.16228 * 1.77828 * 1.33352 = 7.49894207613$.

As shown in Table 6-1, that taking successive roots of any number is the same as taking that number through successively more negative powers of two.

The following algorithm is based on these ideas and was suggested by Donald Knuth³. The purpose of *pwr b* is to raise a given base to a power x , $0 \leq x < 1$. This is accomplished in a manner similar to division. We do this by testing the input argument against successively more negative powers of ***b***, and subtracting those that do not drive the input argument negative. Each power whose logarithm is less than the input is added to the output multiplied by that power. If a logarithm of a certain power can not be subtracted, the power is increased and the algorithm continues. The process continues until $x = 0$.

NUMERICAL METHODS

number	power of 10	power of 2
10.0	1	2^0
3.16228	1/2	2^{-1}
1.77828	1/4	2^{-2}
1.33352	1/8	2^{-3}
1.15478	1/16	2^{-4}
1.074607	1/32	2^{-5}
1.036633	1/64	2^{-6}
1.018152	1/128	2^{-7}
1.0090350	1/256	2^{-8}
1.0045073	1/512	2^{-9}
1.0022511	1/1024	2^{-10}

Table 6-1. Computing with Tables

In pseudocode:

Pwrb: Algorithm

1. Set the output, y , equal to 1, clear the exponent counter, K .
2. Test our argument, x , to see if it is zero.
If so, continue at step 6.
If not, go to step 3.
3. Use k to point into a table of logarithms of the chosen base to successively more negative powers of two. Test $x < \log_b(1+2^{-k})$.
If so, continue with step 5.
Else, go to step 4.
4. Subtract the value pointed to in the table from x .
Multiply a copy of the output by the current negative power of two through a series of right shifts.
Add the result to the output.
Go to step 2.

THE ELEMENTARY FUNCTIONS

5. Bump our exponent counter, k , by one,
Go to step 2.
6. There is nothing left to do, the output is our result,
Exit.

Pwr: Listing

```
; *****
      .data

power10      qword    4d104d42h, 2d145116h, 18cf1838h, 0d1854ebh,
                  6bd7e4bh, 36bd211h, 1b9476ah,
                  0dd7ea4h, 6ef67ah, 378915h, 1bc802h, 0de4dfh,
                  6f2a7h, 37961h, 1lcb4h, 0de5bh,
                  6f2eh, 3797h, 1lcbh, 0de6h, 6f3h, 379h, 1bdh,
                  0deh, 6fh, 38h, 1ch, 0eh, 7h, 3h, 2h, 1h

      .code
;
; *****
; pwr - power to base 2
; input argument must be 1 <= x < 2
pwr proc      uses bx cx dx di si, argument:qword, result:word

      local    k:byte, z:qword

      mov     di, word ptr result      ;Y
      sub     ax, ax
      mov     cx, 2
rep      stosw      ;make y = 1
      inc     ax
      stosw
      dec     ax
      stosw
      mov     byte ptr k, al          ;make k = 0

x0:
      mov     ax, word ptr argument
      mov     cx ptr argument [2]
      mov     dx ptr argument      ;argument 0 <= x < 1

      sub     bx, bx
```

NUMERICAL METHODS

```

    cmp     ax, bx                ;test for 0.0
    jne     not_done_yet
    cmp     cx, bx
    jne     not_doneyet
    cmp     dx, bx
    jne     not_doneyet

    jmp     pwrb_exit

not_done_yet
    sub     bx, bx
    mov     bl, byte ptr k       ;our pointer and exponent
    cmp     bl, 20h              ;are we done?
    ja      pwrb_exit

    shl     bx, 1
    shl     bx, 1
    shl     bx, 1                ;point in to table of qwords

    lea     si, word ptr power2

    cmp     dx, word ptr [si][bx][4] ;is this log greater than,
                                        ;equal or less than
    jb      increase            ;x?
    ja      reduce
    cmp     cx, word ptr [si][bx][2]
    jb      increase
    ja      reduce
    cmp     ax, word ptr [si][bx]
    jb      increase

reduce:
    sub     ax, word ptr [si][bx]
    sbb     cx, word ptr [si][bx][2]
    sbb     dx, word ptr [si][bx][4]
    mov     word ptr argument, ax     ;x<-x-z
    mov     word ptr argument[2], cx
    mov     word ptr argument[4], dx

    sub     cx, cx
    mov     cl, byte ptr k

    mov     si, word ptr result
    mov     ax, word ptr [si]
```

THE ELEMENTARY FUNCTIONS

```

    mov     bx, word ptr [si][2]
    mov     dx, word ptr [si][4]
    cmp     cl, 0                ;is this shift necessary?
    je      no_shiftk
shiftk:
    shr     dx, 1
    rcr     bx, 1
    rcr     ax, 1
    loop    shiftk
no_shiftk:
    add     word ptr [si], ax      ;z<-argument>>k
    adc     word ptr [si][2], bx
    adc     word ptr [si][4], dx

    jmp     x0

increase:

    inc     byte ptr k           ;bump the counter to the
                                ;next level
    jmp     x0                  ;and continue
pwr_b_exit:
    ret
pwr_b     endp
```

There is another, similar, routine in the TRANS.ASM module dealing with logarithms.

CORDIC Algorithms

Cordic is an acronym meaning COordinate, Rotation Digital Computer⁴. It was devised as a way to derive transcendental functions for real-time airborne navigation and has since been used in Intel math coprocessors and Hewlett-Packard calculators. The CORDIC functions are a group of algorithms capable of computing high—quality approximations of the transcendental functions and require very little arithmetic power from the processor. Any functions listed in Table 6-2 can be calculated using only shifts, adds, and subtractions. These functions make very good candidates for the core of a floating-point library for processors with or without hardware multiplication and division.

NUMERICAL METHODS

input:	output:	comments:	
circular functions			
x = x rectangular units	$1/k(x\cos(z)-y\sin(z))$	in general case	
y = y rectangular units	$1/k(y\cos(z)+x\sin(z))$		
z = z angle	0		
x = 1	cos(a) multiplier	to compute	
y = 0	0	the constant	
z = 0	0	circulark	
x = circulark(constant)	cos(a)	obtain sine	
y = 0	sin(a)	and cosine of	
z = a	0	a	
inverse circular functions			
x = x rectangular units	$1/k(\div(x^2+y^2))$	in general case	
y = y rectangular units	0		
z = z	angle		$z+\tan^{-1}(y/x)$
hyperbolic functions			
x = x	rectangular units	$1/k(x\cosh(z)+y\sinh(z))$ in general case	
y = y	rectangular units		$1/k(y\cosh(z)+x\sinh(z))$
z = z	angle		0
inverse hyperbolic functions			
x = x	rectangular units	$1/k(\div(x^2+y^2))$ in general case	
y = y	rectangular units		0
z = z	angle		$z+\tanh^{-1}(y/x)$

Table 6-2. CORDIC Functions

THE ELEMENTARY FUNCTIONS

The CORDIC functions make up a unified core that can derive many other functions, including circular and hyperbolic, as well as powers and roots (see Table 6-2). This discussion will focus on the circular functions; routines for the hyperbolic functions and inverses for both circular and hyperbolic are in the module TRANS.ASM.

Before getting into the specifics of the routine, let's take some time to understand how the CORDIC functions work. Notice that this algorithm has some things in common with the circle algorithm presented earlier in a Chapter 3. That routine used a modified rotation matrix:

$$R_{a[x,y]} = [\cos(a)-\sin(a), \sin(a)+\cos(a)]$$

and very small values for sine and cosine to draw a circle with only shifts, additions, and subtractions. A similar idea is at work here, but it goes a step farther.

See why the rotation matrix might help derive the functions listed above, look at Figure 6-4. In a Cartesian coordinate system (x,y), you can specify a point on a plane by measuring its position relative to the (x,y) axis. In the figure, point P is at x=20, y=10. If you draw a line from the origin of the axis to that point, it will form a vector of a certain length offset from the x axis by an angle a. To move this vector about the origin by some amount, in this case $\pi/10$ radians, you can use the rotation matrix as shown in Figure 6-4. First solving for $x = x*\cos(\alpha)-y*\sin(\alpha)$, then $y = x*\sin(\alpha)+y*\cos(\alpha)$, you will develop a new set of coordinates for point P. In this way, you can move around the origin simply by supplying an angle of rotation and the current coordinates. With a few small changes, this same mechanism can deliver the sine and cosine of a desired angle and a number of other functions as well.

To make this work, x and y are needed plus a new argument, z, which will represent the angle or rotation. Next, simplify the equation by factoring out the cosine using the fundamental identity $\tan(a) = \sin(\alpha)/\cos(\alpha)$. This leaves

$$R_a[x,y] = \cos(\alpha)[1-\tan(\alpha), \tan(\alpha)+1]$$

NUMERICAL METHODS

Writing this out long hand, you have

$$x = \cos(\alpha) [x - x(\tan(\alpha))]]$$

and

$$y = \cos(\alpha) [y(\tan(\alpha)) + y]$$

One more step can ease the computing burden even more: replacing the two multiplications, $y(\tan(\alpha))$ and $x(\tan(\alpha))$, with right shifts if a is made the sum of a series of smaller a 's and each $\tan(\alpha)$ is chosen to be a negative power of two. If every $\tan(a)$ is to become a negative power of two, then the small piece of the angle each represents becomes $\text{atan}(2^{-i})$. This means that we will be breaking the input angle, a ,

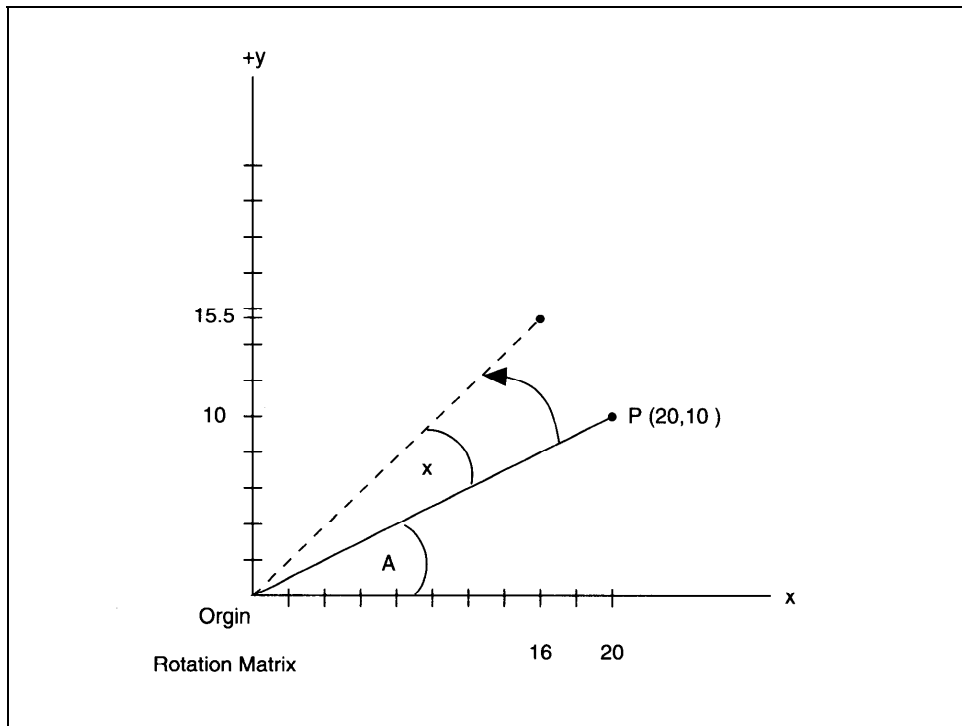


Figure 6-4. Rotation Matrix

THE ELEMENTARY FUNCTIONS

into smaller angles equal to $\text{atan}(2^{-i})$ and subtracting each $\text{atan}(2^{-i})$ from the input a after each evaluation of the rotation matrix in an effort to close on zero. This subtraction may involve positive and negative signs depending upon the quadrant we are in as we hover around zero; as the tangent changes sign, so then must the atan . See Figure 6-3 in the previous section for the progression of signs. Now, the formulae become

$$x = \cos(\alpha) [x - x(2^{-i})]$$

and

$$y = \cos(\alpha) [y(2^{-i}) + y]$$

The $\cos(\alpha)$ remains, but it is a constant (*circulark*) that has been precomputed and is factored in when needed. Because we are using negative powers of two, each iteration of the algorithm is responsible for a power of two; the result is 32 iterations for 32 fraction bits.

For the routine, *circular*, the table of arctangents was precomputed and stored in the table *atan_array*, as was the constant $\cos(\alpha)$, *circulark*. The same was done for the hyperbolic functions with the table *atanh_array* and the constant *hyperk*. To solve for particular functions, see Table 6-2 for the correct inputs and the expected outputs.

As with so many of the functions covered in this chapter, the input argument for the angle must be confined to the first quadrant. *Circular* will solve for both sine and cosine, given $X = \text{circulark}$ (the constant), $Y = 0$, and $Z = a$, if $0 \leq a < \pi/2$. Reducing the argument for these routines can be done in the same manner as in the table driven routine, *dcsin* in an earlier section. Divide the input angle by 2π , to remove unwanted components of π , then divide by $\pi/2$. Take the remainder as your input argument and the quotient as an index to the quadrant the angle is in. See Figure 6-3 for the logic.

NUMERICAL METHODS

Circular: Algorithm

1. The variables *X*, *Y*, and *Z* serve as both input and output variables.
Load *x*, *y*, and *z* into local variables *smal lx*, *smal ly*, and *smal lz*.
Set the exponent counter, *i*, to 0.
2. Multiply *x* and *y* by 2^{-i} and store in *smal lx* and *smal ly*, respectively. (The multiplication is accomplished by shifting (arithmetically) *x* and *y* to the right by the current count in *i*.)
Load *z* with table entry pointed at by *atan_array+i*.
3. Test $z \leq 0$.
If true, go to step 5.
Else, continue with step 4.
4. Add *smal ly* to *x*.
Subtract *smal lx* from *y*.
Add *smal lz* to *z*.
Continue with step 6.
5. Subtract *smal ly* from *x*.
Add *smal lx* to *y*.
Subtract *smal lz* from *z*.
Continue with step 6.
6. Bump the exponent counter, *i*.
Test $i \geq 32$.
If yes, go to step 7.
Otherwise, go to step 2.
7. Since we have been using the output variables for intermediate storage of our results, the output is current and we may exit.

Circular: Listing

```
; *****  
  
    .data  
atan_array    dword    0c90fdaa2h, 76b19c16h, 3eb6ebf2h, 1fd5ba9bh,  
                    0ffaaddch, 7ff556fh, 3ffeaabh, 1fffd55h,  
                    0ffffabh, 800000h, 3fffffh, 200000h, 100000h,  
                    80000h, 40000h, 20000h, 10000h, 8000h, 4000h,  
                    2000h, 1000h, 800h, 400h, 200h, 100h, 80h,  
                    40h, 20h, 10h, 8h, 4h, 2h, 1h  
  
    .code
```

THE ELEMENTARY FUNCTIONS

```
;
; circular-implementation of the circular routine, a subset of the CORDIC devices
;
;
circular      proc uses bx cx dx di si, x:word, y:word, z:word

    local     smallx:qword, smally:qword, smallz:qword, i:byte,
             shifter:word

    lea      di, word ptr smallx           ;load input x, y, and z
    mov      si, word ptr x
    mov      cx, 4
rep   movsw

    lea      di, word ptr smally
    mov      si, word ptr y
    mov      cx, 4
rep   movsw

    lea      di, word ptr smallz
    mov      si, word ptr z
    mov      cx, 4
rep   movsw

    sub      ax, ax
    mov      byte ptr i, al                ;i=0
    mov      bx, ax
    mov      cx, ax

twist:
    sub      ax, ax
    mov      al, i
    mov      word ptr shifter, ax

    mov      si, word ptr x                ;multiply by 2^-i
    mov      ax, word ptr [si]
    mov      bx, word ptr [si][2]
    mov      cx, word ptr [si][4]
    mov      dx, word ptr [si][6]

    cmp      word ptr shifter, 0
    je      load_smallx
```

NUMERICAL METHODS

```
shiftx:
    sar        dx, 1                ;note the arithmetic shift
    rcr        cx, 1                ;for sign extension
    rcr        bx, 1                ;negative powers of two
                                        ;require right shifts

    rcr        ax, 1
    dec        word ptr shifter
    jnz        shiftx

load_smallx:
    mov        word ptr smallx, ax
    mov        word ptr smallx [2], bx
    mov        word ptr smallx [4], cx
    mov        word ptr smallx [6], dx                ;return x to smallx

    sub        ax, ax
    mov        al, i
    mov        word ptr shifter, ax
    mov        si, word ptr y
    mov        ax, word ptr [si]                ;get y
    mov        bx, word ptr [si][2]
    mov        cx, word ptr [si][4]
    mov        dx, word ptr [si][6]

    cmp        word ptr shifter, 0                ;multiply by 2^-i
    je        load_smally

shifty:
    sar        dx, 1                ;note the arithmetic shift
    rcr        cx, 1                ;for sign extension
    rcr        bx, 1                ;take to a negative power
    rcr        ax, 1
    dec        word ptr shifter
    jnz        shifty

load_smally:
    mov        word ptr smally, ax                ;return to smally
    mov        word ptr smally[2], bx
    mov        word ptr smally[4], cx
    mov        word ptr smally[6], dx

get_atan:
    sub        bx, bx
    mov        bl, i
    shl        bx, 1
    shl        bx, 1                ;have to point into a dword
                                        ;table
```

THE ELEMENTARY FUNCTIONS

```
    lea    si, word ptr atan_array
    mov    ax, word ptr [si] [bx]           ;use the negative power
                                           ;of two as a pointer
    mov    dx, word ptr [si] [bx][2]      ;to get proper atan

    mov    word ptr smallz, ax
    mov    word ptr smallz [2], dx        ;z=atan[i]
    sub    ax, ax
    mov    word ptr smallz [4], ax
    mov    word ptr smallz [6], ax

test_Z:
    mov    si, word ptr z
    mov    ax, word ptr [si][6]           ;the sign of z determines
                                           ;whether the arguments
    or     ax, ax                          ;are summed or subtracted
    jns

negative:
    mov    ax, word ptr smally
    mov    bx, word ptr smally[2]
    mov    cx, word ptr smally[4]
    mov    dx, word ptr smally[6]

    mov    di, word ptr x
    add    word ptr [di], ax
    adc    word ptr [di][2], bx
    adc    word ptr [di][4], cx
    adc    word ptr [di][6], dx           ;smally is added x

    mov    ax, word ptr smallx
    mov    bx, word ptr smallx[2]
    mov    cx, word ptr smallx[4]
    mov    dx, word ptr smallx[6]

    mov    di, word ptr y
    sub    word ptr [di], ax
    sbb   word ptr [di][2], bx
    sbb   word ptr [di][4], cx
    sbb   word ptr [di][6], dx           ;smallx is added toy

    mov    ax, word ptr small  Z
    mov    bx, word ptr small  z[2]
```

NUMERICAL METHODS

```
mov     cx, word ptr smallz [4]
mov     dx, word ptr smallz [6]

mov     di, word ptr z
add     word ptr [di], ax
adc     word ptr [di][2], bx
adc     word ptr [di][4], cx
adc     word ptr [di][6], dx           ;and smallz is added to z

jmp     for_next

positive:
mov     ax, word ptr smally           ;z was positive, so
mov     bx, word ptr smally[2]
mov     cx, word ptr smally[4]
mov     dx, word ptr smally[6]
mov     di, word ptr x
sub     word ptr [di], ax             ;smally is subtracted
                                           ;from y

sbb     word ptr [di][2], bx
sbb     word ptr [di][4], cx
sbb     word ptr [di][6], dx

mov     ax, word ptr smallx
mov     bx, word ptr smallx[2]
mov     cx, word ptr smallx[4]
mov     dx, word ptr smallx[6]       ;smallx is added to y
mov     di, word ptr y
add     word ptr [di], ax
adc     word ptr [di][2], bx
adc     word ptr [di][4], cx
adc     word ptr [di][6], dx

mov     ax, word ptr smallz
mov     bx, word ptr smallz[2]
mov     cx, word ptr smallz[4]
mov     dx, word ptr smallz[6]
mov     di, word ptr z               ;and smallz is subtracted
                                           ;fromz

sub     word ptr [di], ax
sbb     word ptr [di][2], bx
sbb     word ptr [di][4], cx
```

THE ELEMENTARY FUNCTIONS

```
        sbb        word ptr [di][6], dx

for_next:
    inc        byte ptr i                ;bump exponent on each pass
    cmp        byte ptr i, 32
    ja        circular_exit
    jmp        twist

circular_exit:

        ret
circular        endp
```

Polynomial Evaluations

One of the most popular and most accurate ways to develop the transcendentals is evaluation of a power series. These series are often expressed in the following forms:⁵

$$\sin x = x - x^3/3! + x^5/5! - x^7/7! + x^9/9! \dots + (-1)^{n+1} x^{2n-1}/(2n-1)!$$

$$\cos x = 1 - x^2/2! + x^4/4! - x^6/6! + x^8/8! \dots + (-1)^{n+1} x^{2n-2}/(2n-2)!$$

$$\tan x = x + x^3/3 + 2x^5/15 + 17x^7/315 + \dots$$

$$e^x = 1 + x + x^2/2! + \dots + x^n/n! + \dots$$

$$\ln(1 + x) = x - x^2/2 + x^3/3 - \dots + (-1)^{n+1} x^n/n + \dots$$

A power-series polynomial of infinite degree could theoretically accommodate every wrinkle in the shape of a given function within a given domain. But it isn't reasonable to attempt a calculation of a series of infinite degree; instead, some method is used to determine when to truncate the series. Usually this is at the point in the series where the terms fail to contribute significantly to the result. Your application may only require accuracy to 16 bits, such as might be needed for

NUMERICAL METHODS

graphics. It may be error limited, which means that the result is calculated using enough precision and to a great enough degree to account for any spikes that might occasionally occur in the more distant terms.

Since the power series are computed in truncated form, they are prone to an error from that truncation as well as any introduced by the arithmetic. A great deal of effort has gone into finding the source of those errors and limiting it.⁶ For most embedded applications (such as graphics subsystems, digital filtering and feedback control loops), the truncated Taylor Series provides adequate results.

The quadword fixed-point format used in this section has 32 fraction bits to work with. The terms contributing to bits outside that range (aside from guard digits, if you wish) are not computed even if an occasional spike might influence the rest of the computation. The 13th term of the sine expansion above rounds up to set the least significant of our fraction bits.

An alternative to the doubleword integer and doubleword fraction format could be implemented for each of the functions. At most, sine and cosine functions need a 1-bit integer, leaving 63 bits for at least 18 decimal digits. On the other hand, the exponential, e^x , will quickly lose any mantissa bits unless x is less than one. You could rewrite these routines to maximize the precision of the data types you're using and provide greater accuracy; the results could be rounded and realigned for the rest of the fixed-point routines. You can do this without disturbing any de facto format you may have in place by doing the conversions and alignment within the calling function, as *taylor_{sin}* below. Such handling is often the case anyway, since a particular series may require the arguments in a certain format to guarantee convergence. The sine and cosine functions presented here are examples of this: Their arguments should be constrained to $\pi/2$ for the series to function most efficiently and accurately.

Power-series computations are not necessarily table driven, but the execution time of the evaluation is so much faster when you precompute the coefficients that you need a good reason not to. If you wish to compute the coefficients at runtime, it's most efficient if you maintain a copy of the previous powers and factorials and compute each new one based upon that.

Homer's Rule⁷ allows us to evaluate an N-degree polynomial with only N-1 multiplications and N additions. To use it, we store the coefficients of the polynomial

THE ELEMENTARY FUNCTIONS

in an array. If a degree or series of degrees is missing from the polynomials, their coefficients automatically become zero. To illustrate, assume a polynomial such as

$$f(x) = 5x^4 + 3x^3 - 4x^2 + 2x + 1$$

We put the coefficients in an array:

```
Poly_array      word      1, 2, -4, 3, 5
```

In the following pseudocode, as in the example, the coefficients of the series (or polynomial) are assumed to be computed in advance, incorporating the sign of the term with the value. They're stored in a table in reverse order of the polynomial expression; that is, the first element in the array is the degree zero term. Evaluation is then simply a matter of processing the polynomial. Upon entry to the algorithm, we make the result variable equal to the coefficient of the highest power (here it's 5). We take a pointer into the array, which is the degree of the polynomial, and use it to select each succeeding coefficient to add to the result variable after multiplying it by the value of x.

***taylor*sin: Algorithm**

1. Set an index to the degree of the polynomial (in this case 4).
Use this to retrieve the coefficient of the highest power and set the result variable equal to that.
2. Multiply the value of x by the result variable,
Decrement the index.
If it goes negative, exit through step 3
Retrieve the next coefficient and add it to the result variable,
Continue at the beginning of step 2.
3. Horner's Method is complete. Exit.

In *taylor*sin, the sine approximation given above truncated at the 11th degree for our example:

NUMERICAL METHODS

$$\sin x = x - x^3/3! + x^5/5! - x^7/7! + x^9/9! - x^{11}/11!$$

To process this expansion with Homer's Rule, we need a table of coefficients with 11 terms in it and zeros for those powers not represented in the expansion indecimal:

```
1, 0, -.16666667, 0, .00833333, 0, -.00019841, 0, .00000275, 0,
-.00000003
```

Even this can be avoided if we evaluate the expression $x^3/3! + x^5/5! - x^7/7! + x^9/9! - x^{11}/11!$ separately with x^2 instead of x . This eliminates the necessity of processing all the zero coefficients.

With these terms stored in a table, the only thing left to do is evaluate the polynomial.

Actually, two routines are involved: *polyeval* can be made to work with any polynomial, while *taylor* is only an entry point. It tells the subroutine *polyeval* which table to use depending on the function to evaluate, the degree of the polynomial, and where to put the results and passes the argument. Each function requiring polynomial evaluation will require a routine such as *taylor*; this is where any other fixed-point manipulation—such as scaling, altering the placement of the radix point, or rounding—would be done.

***taylor*: Listing**

```
;*****
;taylor - Derives a sin by using a infinite series. This is in radians.
;Expects argument in quadword format; expects to return the same.
;Input must be  $\leq \pi/2$ .
taylor      proc uses bx cx dx di si, argument:qword, sine:word

        invoke    polyeval, argument, sine, addr polysin, 10

        ret
taylor      endp
```

Polyeval does the work and can be made to evaluate any polynomial, given the proper coefficients. Here is how it works:

THE ELEMENTARY FUNCTIONS

Polyeval: Algorithm

1. Clear an accumulator and see that the output is clear.
Set an index equal to the degree of the polynomial.
2. Using the index, point into the table of coefficients.
Add the value pointed at to the accumulator.
3. Multiply the accumulator by the argument, x .
4. Decrement the table pointer.
If it goes negative, exit through step 5.
Otherwise, continue with step 2.
5. Write the accumulator to the output and leave.

Polyeval: Listing

```
; ****  
    .data  
polysin qword    100000000h, 0, 0fffffff5555555h, 0, 2222222h, 0,  
                 0ffffffff2ff30h, 0, 2e3ch, 0, 0xfffffffffff94h  
  
    .code  
  
;  
; ****  
;polyeval- Evaluates polynomials according to Horner's rule.  
;Expects to be passed a pointer to a table of coefficients,  
;a number to evaluate, and the degree of the polynomial.  
;The argument conforms to the quadword fixed-point format.  
  
polyeval          procuses bx cx dx di si, argument:qword, output:word,  
                 coeff:word, n:byte  
  
                local    cf:qword, result[8]:word  
  
                pushf  
                cld  
                sub     ax, ax  
                mov     byte ptr sign, al  
                mov     cx, 4  
                lea     di, word ptr cf  
rep               stosw                               ;clear the accumulator
```

NUMERICAL METHODS

```
        lea        di, word ptr result
        mov        cx, 8
rep     stosw

eval:
        mov        si, word ptr coeff           ;point at table
        sub        bx, bx
        mov        bl, byte ptr n              ;point at coefficient of
                                                ;n-degree
                                                ;this is the beginning of
                                                ;our approximation

        shl        bx, 1
        shl        bx, 1
        shl        bx, 1                       ;multiply by eight for the
                                                ;quadword

        add        si, bx
        mov        ax, word ptr [si]
        mov        bx, word ptr [si] [2]
        mov        cx, word ptr [si] [4]
        mov        dx, word ptr [si] [6]
        lea        di, word ptr cf
        add        word ptr [di], ax
        adc        word ptr [di] [2], bx       ;add new coefficient to
                                                ;accumulator

        adc        word ptr [di] [4], cx
        adc        word ptr [di] [6], dx
x_by_y:
                                                ;perform a signed multiply
        invoke     smul64, argument, cf, addr result

        lea        si, word ptr result [4]
        lea        di, word ptr cf
        mov        cx, 4
rep     movsw

chk_done:
        dec        byte ptr n                 ;decrement pointer
        jns        eval

polyeval_exit:
        mov        di, word ptr output
        lea        si, word ptr cf
        mov        cx, 4
rep     movsw                                   ;write to the output
```

```

    popf
    ret
polyeval endp

```

Calculating Fixed-Point Square Roots

Finding square roots can be an art. This section presents two techniques. The first, and perhaps the most traditional, is Newton's Method. The other is the technique you learned in school adapted, to binary arithmetic. In this section, we'll examine the square-root approximation in its simplest and most elemental form. Later, in the floating-point section, we'll combine these with other techniques to improve the first estimate and speed the overall convergence of the algorithm. There is no reason those techniques couldn't also be made to fit a fixed-point application.

Newton's Method for finding square roots is a favorite among programmers because of its speed. It's given by the equation $r' = (x/r + r)/2$, with x being our radicand and r the estimate. If you are interested, cube roots may be calculated $r' = (r + (3 * x)/2) / (r * r + x / (2 * r)) / 2$. It is an iterative approach that eventually finds the root. There is no guarantee how many iterations it might take—that depends upon the quality of the initial guess—but it should about double the number of correct bits on each iteration.

Formulating that initial best guess is the problem. Resolving the routine can require an inordinate number of iterations if the first estimate is very far off. This routine is simple; it only knows that it has a 32-bit input and that the greatest possible root of such an input is 16 bits. To improve first estimate, therefore, the routine shifts the radicand right until it fits within a 16-bit word. Still, there is no way of telling how many iterations will be required. A loop counter with a large enough count would suffice but could easily require more iterations than would otherwise be necessary. Instead, a copy of the last estimate is saved and compared with the current estimate after each iteration. If everything proceeds smoothly, the routine exits when the estimates stop changing.

In some circumstances, however, the routine will hang, toggling between two possible roots. Another escape is provided for that contingency. A counter, *cntr*, is loaded with the maximum number of iterations. If that number is exceeded, the routine leaves with the last best estimate, which is probably close enough. An

NUMERICAL METHODS

alternative would be to use another variable to define an error band and compare it with the difference between each new estimate and the last; exiting when the difference is less than the error ($\text{this_estimate} - \text{last_estimate} < \text{error}$).

fx_sqr: Algorithm

1. Establish a limit on the number of iterations possible in *cntr*.
Check for negative or zero input.
If true, exit through step 3.
leave radicand in the register to be justified and make our first estimate.
2. Decrement the limit counter, *cntr*.
If there is a carry, exit with current estimate and the carry set through step 3.
If there is no carry, continue.
Test the estimate to see that it fits within sixteen bits.
If not, shift right until it does.
Store the estimate.
Divide the radicand by the estimate.
Add the result to the estimate.
Divide that by two.
Compare last estimate with current estimate.
If is different continue with the beginning of step 2.
Otherwise, go to step 3.
3. Write the result to the output and leave.

fx_sqr: Listing

```
; *****  
; accepts integers  
; Remember that the powers follow the powers of two (the root of a double word  
; is a word, the root of a word is a byte, the root of a byte is a nibble, etc.).  
; new_estimate = (radicand/last_estimate+last_estimate)/2, last_estimate=  
new_estimate.
```

fx_sqr proc uses bx cx dx di si, radicand:dword, root:word

THE ELEMENTARY FUNCTIONS

```

local      estimate:word, cntr:byte

mov        byte ptr cntr, 16
sub        bx, bx                ;to test radicand
mov        ax, word ptr radicand
mov        dx, word ptr radicand [2]
or         dx, dx
js         sign_exit
je         zero_exit
jmp        find_root            ;not zero
zero_exit:
or         ax, ax                ;no negatives or zeros
jne        find_root
sigr_exit:                       ;indicate error in the
                                   ;operation

stc
sub        ax, ax
mov        dx, ax
jmp        root_exit

find_root:
sub        byte ptr cntr, 1
jc         root_exit            ;will exit with carry
                                   ;set and an approximate
                                   ;root

find_root1:
or         dx, dx                ;must be zero
je         fits                 ;some kind of estimate
shr        dx, 1
rcr        ax, 1
jmp        find_root1          ;cannot have a root
                                   ;greater than 16 bits
                                   ;for a 32-bit radicand!

fits:
mov        word ptr estimate, ax ;store first estimate of root
sub        dx, dx
mov        ax, word ptr radicand [2]
div        word ptr estimate
mov        bx, ax                ;save quotient from division
                                   ;of upper word

mov        ax, word ptr radicand
div        word ptr estimate    ;divide lower word
mov        dx, bx                ;concatenate quotients

```

NUMERICAL METHODS

```
        add        ax, word ptr estimate        ;(radicand/estimate +
                                                ;estimate)/2
        adc        dx, 0
        shr        dx, 1
        rcr        ax, 1

        or         dx, dx                      ;to prevent any modular aliasing
        jne        find_root
        cmp        ax, word ptr estimate      ;is the estimate still changing?
        jne        find_root
        clc                               ;clear the carry to indicate
                                                ;success

root_exit:
        mov        di, word ptr root
        mov        word ptr [di], ax
        mov        word ptr [di][2], dx
        ret
fx_sqr endp
```

The next approach is based on the technique taught in school for doing square roots by hand. This method turns out to be much simpler in binary than in decimal because of its modulus of 2.⁸ It may not be faster than Newton's Method, but it's a good alternative for those processors without hardware division instructions.

school_sqr: Algorithm

1. Determine that the radicand is positive and not zero.
If so, continue with step 2.
If not, signal the error and exit through step 5.
2. Set bit counter for 16.
Set buffer to hold radicand and allow for shifts.
Clear space for root.
3. Shift buffer left twice.
Shift root left once.
Subtract $2 * \text{root} + 1$ from root.
If there is an underflow, restore the subtraction by means of addition and continue with step 4.
Otherwise, increment the root and continue with step 4.

THE ELEMENTARY FUNCTIONS

4. Decrement bit counter.
If zero, exit through step 5.
Otherwise, continue with step 3.
5. Write root to output and leave.

school_sqr: Listing

```
; *****
;school_sqr
;accepts integers
school_sqr      proc uses bx cx dx di si, radicand:dword, root:word

                local      estimate:qword, bits:byte

                sub        bx, bx
                mov        ax, word ptr radicand
                mov        dx, word ptr radicand [2]
                or         dx, dx
                js         sign_exit
                je         zero_exit
                jmp        setup                ;notzero
zero_exit:
                or         ax, ax                ;no negatives or zeros
                jne        setup
sign_exit:
                sub        ax, ax                ;indicate error in the
                ;operation; can't do
                ;negatives
                ;zero for fail

                stc
                jmp        root_exit

setup:
                mov        byte ptr bits, 16
                mov        word ptr estimate, ax
                mov        word ptr estimate [2], dx
                sub        ax, ax
                mov        word ptr estimate [4], ax
                mov        word ptr estimate [6], ax
                mov        bx, ax                ;root
                mov        cx, ax
                mov        dx, ax                ;intermediate

findroot:
```


NUMERICAL METHODS

```
    shl     word ptr estimate, 1
    rcl     word ptr estimate[2], 1
    rcl     word ptr estimate[4], 1
    rcl     word ptr estimate[6], 1

    shl     word ptr estimate, 1
    rcl     word ptr estimate[2], 1
    rcl     word ptr estimate[4], 1
    rcl     word ptr estimate[6], 1           ;double-shift radicand

    shl     ax, 1
    rcl     bx, 1                           ;shift root

    mov     cx, ax
    mov     dx, bx
    shl     cx, 1
    rcl     dx, 1                           ;root*2
    add     cx, 1
    adc     dx, 0                           ;+1

subtract_root:
    sub     word ptr estimate[4], cx        ;accumulator-2*root+1
    sbb     word ptr estimate[6], dx
    jnc     r_plus_one
    add     word ptr estimate[4], cx
    adc     word ptr estimate[6], dx
    jmp     continue_loop
r_plus_one:
    add     ax, 1
    adc     bx, 0                           ;r+=1
continue_loop:
    dec     byte ptr bits
    jne     findroot
    cld

root-exit:
    mov     di, word ptr root
    mov     word ptr [di], ax
    mov     word ptr [di][2], bx

    ret
school_sqr endp
```

THE ELEMENTARY FUNCTIONS

Floating-Point Approximations

All the techniques explored so far in fixed point apply to floating-point arithmetic as well. Floating-point arithmetic is similar to fixed point except that it deals with real numbers with far greater range. And because of its extensive use in scientific and engineering applications, greater emphasis is placed on its ability to approximate the real world.

This section presents some concepts that can also be used in fixed-point routines, but they're most valuable in floating point because of its attention to accuracy. Two approximations will also be described- a sine function and square root-based on materials from *Software Manual for the Elementary Functions* by William J. Cody, Jr. and William Waite, published by Prentice-Hall, Inc. This small book is full of valuable information for those writing numerical software. The sine/cosine approximation uses a minimax polynomial approximation, and the square root uses Newton's Method with a much improved initial estimate.

Floating-Point Utilities

The functions in this section use similar techniques to the fixed-point routines; that is, they use tables or arrays of coefficients and Homer's rule for evaluating polynomial approximations to the functions. The floating-point format also has some new tools and requires some new handling.

Many of the manipulations require argument reduction, which takes the floating point word apart and puts it back together again in a different fashion. Some new functions will be presented here for doing that. One is *frxp*, which, when passed a float (*x*) returns its exponent (*n*) and the float (*f*) constrained to a value between .5 $\leq f < 1$, where $f * 2^n = x$. Because it is the power to which the fixed-point mantissa must be raised to represent that number, the exponent is useful in finding the square root of a number, as you'll see in *flsqr*.

frxp: Algorithm

1. Point to the variable for the exponent.
2. Test the number to see if it's zero.
If so, return zero as both the exponent and the mantissa.

NUMERICAL METHODS

- If not, continue with step 3.
3. Discard the sign bit and subtract 126D to get the exponent, write it to *exptr*, and replace the exponent in the number with 126D.
 4. Realign the float and write it to *fraction*.
 5. Return.

***frxp*: Listing**

```
; *****  
  
;Frxp performs an operation similar to the C function frexp. Used  
;for floating-point math routines.  
;Returns the exponent-bias of a floating-point number.  
;does not convert to floating point first, but expects a single  
;precision number on the stack.  
;  
;  
frxp proc      uses di, float:qword, fraction:word, exptr:word  
  
    pushf  
    cld  
    mov     di, word ptr exptr      ;assign pointer to exponent  
    mov     ax, word ptr float[4]   ;get upper word of float  
    mov     dx, word ptr float[2]  
    sub     cx, cx  
    or      cx, ax  
    or      cx, dx  
    je     make_it_zero  
    shl     ax, 1                   ;the sign means zero  
    sub     ah, 7eh                 ;subtract bias to place  
                                           ;float .5<=x<1  
  
    mov     byte ptr [di],ah  
    mov     ah, 7eh  
    shr     ax, 1                   ;replace sign  
    mov     word ptr float[4], ax  
    mov     di, word ptr fraction  
    lea     si, word ptr float      ;write out new float  
    mov     cx, 4  
rep movsw  
frxp_exit:  
    popf  
    ret  
make_it_zero  
    sub     ax, ax
```

THE ELEMENTARY FUNCTIONS

```
        mov     byte ptr [di], al
        mov     di, word ptr fraction
rep     stosw
        jmp     frxp_exit
frxp    endp
```

Ldxp performs essentially the inverse of *frxp*. This routine takes a floating-point number as an argument and replaces the exponent, that is, it raises the mantissa to a new power. It computes $input_float * 2^{new-exponent}$. Its operation is simple:

***Ld xp*: Algorithm**

1. Test the input floating point argument for zero.
If it's zero, exit with zero as the result through step 6.
2. Save the sign and replace the current exponent with 126D.
3. Add the new exponent and test for overflow.
If there is an overflow, exit through the overflow error exit, step 7.
4. Shift the sign back into place along with the exponent.
5. Write the new float to the output and leave.
6. Zero error exit; write zero out.
7. Overflow-error exit; write infinite out.

***Ld xp*: Listing**

```
; *****
```

```
;Ld xp is similar to ldexp in C, it is used for math functions.
;Takes from the stack passed with it an input float (extended) and returns a
;pointer to a value to the power of two.
```

```
ldxp  proc          uses di, float:qword, power:word, exp:byte

        mov     ax, word ptr float [4]          ;get upper word of float
        mov     dx, word ptr float [2]          ;extended bits are not
                                                ;checked

        sub     cx, cx
```

NUMERICAL METHODS

```
    or      cx, ax
    or      cx, dx
    je      return_zero
    shl     ax, 1           ;save the sign
    rcl     cl, 1
    mov     ah, 7eh
    add     ah, byte ptr exp ;add new exponent
    jc      ld_overflow

    shr     cl, 1           ;return the sign
    rcr     word ptr ax, 1  ;position exponent
    mov     word ptr float[4], ax

ldxp_exit:
    mov     cx, 4
    mov     di, word ptr power ;write the result out
    lea    si, word ptr float
rep  movsw
    ret

ld_overflow:
    mov     word ptr float[4], 7f80h
    sub     ax, ax
    mov     word ptr float[2], ax
    mov     word ptr float[0], ax
    jmp     ldxp_exit

return_zero:
    sub     ax, ax
    mov     di, word ptr power
    mov     cx, 4
rep  stosw
    jmp     ldxp_exit
ldxp  endp
```

The next three functions are all related. The first, *flr*, implements the C function `floor()` and returns the largest floating-point mathematical integer not greater than the input.

THE ELEMENTARY FUNCTIONS

flr: Algorithm

1. Get the float, extract the exponent, and subtract 126D.
If there is an underflow, the number must be less than .5; exit through step 5.
2. Subtract the reduced exponent from 40D. This the mantissa portion plus extendedprecision.
If the result is less than the reduced exponent, we already have the floor (it's all integer); exit through step 3.
Otherwise, save the number of shifts in shift.
Shift the float right, shifting off the fraction bits, until the exponent is exhausted. What remains are integer bits.
3. Get the exponent back from shift.
Shift the float back into its proper position, this time without the fractionbits. This is the floor of the argument.
4. Leave, writing the result to the output.
5. Exit with a result of zero.

flr: Listing

```
; *****  
; floor greatest integer less than or equal to x  
; single precision  
  
flr    proc        uses bx dx di si, fp:qword, rptr:word  
  
        local     shift :byte  
  
        mov       di, word ptr rptr  
        mov       bx, word ptr fp[0]                ;get float with extended  
                                                    ;precision  
  
        mov       ax, word ptr fp[2]  
        mov       dx, word ptr fp[4]  
        mov       cx, dx  
        and       cx, 7f80h                        ;get rid of sign and  
                                                    ;mantissa portion  
  
        shl      cx, 1  
        mov       cl, ch  
        sub      ch, ch  
        sub      cl, 7eh                            ;subtract bias (-1)from  
                                                    ;exponent
```

NUMERICAL METHODS

```
        jbe      leave_with_zero
        mov     ch, 40
        sub     ch, cl                                ;is it greater than the
                                                    ;mantissa portion?
        jb      already_floor                       ;there is no fractional
                                                    ;part
        mov     byte ptr shift, ch
        mov     cl, ch
        sub     ch, ch
fix:     shr     dx, 1                                ;shift the number the
                                                    ;number of times indicated
                                                    ;in the exponent
        rcr     ax, 1
        rcr     bx, 1
        loop    fix                                  ;position as fixed point
        mov     cl, byte ptr shift
re_position:
        shl     bx, 1                                ;realign float
        rcl     ax, 1
        rcl     dx, 1
        loop    reposition
already-floor:
        mov     word ptr [di][4], dx                ;write to output
        mov     word ptr [di][2], ax
        mov     word ptr [di][0], bx
        sub     ax, ax
        mov     wordptr [di][6], ax
flr_exit:
        ret
leave_with_one:
        lea     si, word ptr one                    ;floating-point one
        mov     di, word ptr rptr
        mov     cx, 4
rep     movsw
        jmp     flr_exit
leave_with_zero:
        sub     ax, ax                                -floating-point zero
        mov     cx, 4
```

THE ELEMENTARY FUNCTIONS

```
        mov     di, word ptr rptr
rep     stosw
        jmp     short flr_exit

flr     endp
```

The complement to *flr* is *fceil*. This routine is similar to the C function *ceil()* that returns the smallest floating-point mathematical integer not less than the input argument.

***fceil*: Algorithm**

1. Get the float and check for zero.
If the input argument is zero, exit through step 6.
If the input is not zero, continue.
Extract the exponent and subtract 126D. If there is an underflow, then the number must be less than .5; exit through step 5.
2. Subtract the reduced exponent from 40D. This is the mantissa portion plus extended precision.
If the result is less than the reduced exponent, we already have the ceiling (it's all integer); exit through step 3.
Otherwise, save the number of shifts in *shift*.
Shift the float right, shifting the fraction bits into the MSW of the floating-point data type until the exponent is exhausted. What remains are integer bits.
Test the MSW of the floating-point data type.
If it's zero, go to step 3.
If it's anything else, round the integer portion up and continue with step 3.
3. Get the exponent back from *shift*.
Shift the float back into its proper position, this time without the fraction bits. This is the floor of the argument.
4. Leave, writing the result to the output.
5. Exit with a result of one.
6. Exit with a result of zero.

NUMERICAL METHODS

flceil: Listing

```
; *****
; flceil least integer greater than or equal to x
; single precision
;
flceil proc      uses bx dx di si, fp:qword, rptr:word
                local      shift:byte

                mov        di, word ptr rptr
                mov        bx, word ptr fp[0]                ;get float with extended
                                                                ;precision

                mov        ax, word ptr fp[2]
                mov        dx, word ptr fp[4]
                sub        cx, cx
                or         cx, bx
                or         cx, ax
                or         cx, dx
                je         leave_with_zero                    ;this is a zero
                mov        cx, dx
                and        cx, 7f80h                          ;get rid of sign and
                                                                ;mantissa portion

                shl        cx, 1
                mov        cl, ch
                sub        ch, ch
                sub        cl, 7eh                            ;subtract bias (-1) from
                                                                ;exponent

                jb         leave-with-one
                mov        ch, 40
                sub        ch, cl                            ;is it greater than the
                                                                ;mantissa portion?

                jb         already_ceil                        ;there is no fractional
                                                                ;part

                mov        byte ptr shift, ch
                mov        cl, ch
                sub        ch, ch

fix:
                shr        dx, 1                            ;shift the number the
                                                                ;number of times indicated
                                                                ;in the exponent

                rcr        ax, 1
                rcr        bx, 1
                rcr        word ptr [di] [6], 1              ;put guard digits in MSW of
                                                                ;data type
```

THE ELEMENTARY FUNCTIONS

```
loop      fix                                ;position as fixed point

cmp       word ptr [di][6],0h
je        not_quite_enough
add       bx, 1                               ;roundup
adc       ax, 0
adc       dx, 0

not_quite_enough:
mov       cl, byte ptr shift
reposition:
shl       bx, 1                               ;realign float
rcl       ax, 1
rcl       dx, 1
loop      re_position

already_ceil:
mov       word ptr [di][4], dx                ;write to output
mov       word ptr [di][2], ax
mov       word ptr [di][0], bx
sub       ax, ax
mov       word ptr [di][6], ax

ceil-exit:
ret

leave-with-one:
lea       si, word ptr one                    ;a floating-point one
mov       di, word ptr rptr
mov       cx, 4
rep      movsw
jmp      ceil-exit

leave_with_zero:
sub       ax, ax                               ;a floating-point zero
mov       cx, 4
mov       di, word ptr rptr
rep      stosw
jmp      short ceil_exit

flceil   endp
```

NUMERICAL METHODS

Finally, *intrnd* rounds the input argument to its closest integer. As used by Cody and Waite,⁹ this function returns an integer representing the mathematical integer closest to the input float. It employs no rounding logic; if the mantissa portion of the input float is greater than .5, the next higher whole integer is returned. In this implementation, however, it returns a floating-point number representing the mathematical integer closest to the input. It was written that way to accommodate other routines in the floating-point package.

intrnd: Algorithm

1. Subtract the value returned by *flr* from the input and take the absolute value of the result.
2. Compare the result with .5.
If it's greater, get the *flceil* of the input.
If it's equal to or less than, go to step 3.
3. Write the result to the output and return.

intrnd: Listing

```
; *****
; intrnd is useful for the transcendental functions
; it rounds to the nearest integer according to the logic
; intrnd(x) =if((x-floor(x)) <.5) floor(x);
;           else ceil(x);
intrnd proc      uses bx dx di si, fp:qword, rptr:word

                local temp0:qword, temp1:qword,

                pushf
                cld
                sub     ax, ax
                mov     cx, 4
                lea     di, word ptr temp0           ;prepare intermediate
                                                        ;registers
rep             stosw
                mov     cx, 4
                lea     di, word ptr temp1
rep             stosw
                mov     di, word ptr rptr           ;clear the output
```

THE ELEMENTARY FUNCTIONS

```
        mov     cx, 4
rep     stosw

        invoke  flr, fp, addr temp0
        invoke  flsub, fp, tempo, addr temp1
        and     word ptr temp1[4], 7fffh      ;cheap fabs
        invoke  flcomp, temp1, one-half

        cmp     ax, 1                        ;greater than .5?
        jne     intrnd_exit

do_ceil:
        invoke  flceil, p, addr temp0        ;get the ceiling of the
                                                ;input

intrnd_exit:
        mov     ax, word ptr temp0[2]
        mov     dx, word ptr temp0[4]
        mov     di, word ptr rptr
        mov     word ptr [di][2], ax
        mov     word ptr [di][4], dx
        popf
        ret
intmd   endp
```

Dealing with real numbers in a finite machine means we must deal with limitations. Two such limitations are *Ymax* and *Eps*. *Ymax* is the maximum allowable argument for the function that will produce accurate results with minimum error, and *Eps* is the smallest allowable argument. The values for these are chosen based on the size of the data types and the functions being approximated. They're important in the calculation of a number of elementary functions, notably *flsin* (discussed later).

Square Roots

The first function presented here, *flsqr*, computes the square roots of floating-point numbers. Simply, this function finds the square root of the mantissa portion of the float and then the root of 2^{exponent} . It then reconstructs the float and returns.

To begin with, the function *frxp* is called to constrain the radicand to a small, relatively linear region, $.5 \leq x < 1$ (this represents an exponent of -1). Within this

NUMERICAL METHODS

region, all square roots adhere to the relationship, $nput_raidcand < root < 1$, precisely, all roots must exist from about .7071067 to 1.0. This makes it much easier to come up with an initial estimate that is very close. Just taking the mid-range value for the first estimate would improve it considerably. Recall that Newton's Method delivers about about twice the number of accurate bits for each iteration; that is, if the initial estimate is accurate to x bits, after the first iteration, will have about $2*x + 1$ accurate bits. But even this can require an unknown number of iterations to converge, so the estimate must be improved.

The most popular solution is the formula for a straight line, $y = m*x+b$. Calculating the values for m and b that provide the best fit to the square-root curve yields slightly different values depending on the approach you take. Cody and Waite use the values .59016 for m and .41731 for b , which will always produce an initial estimate that's less than one percent in error. Solving for y in the equation for a straight line yields the first estimate, and only two passes through Newton's Method produces a result for a 24-bit mantissa.

Finding the root of 2^{exponent} is simple if the exponent is even: divide by 2, just as with logarithms. If the exponent is odd, however, it cannot be divided evenly by two, so it must first be incremented by one. To compensate for this adjustment, we divide the root of the input mantissa by $\sqrt{2}$. In other words, the exponent represents \log_2 of the input number; to find its root, simply divide by two. If the exponent must be incremented before the division, the root of that additional power must be removed from the mantissa to keep the result correct.

It's then a simple matter of reassembling the float using the new mantissa and exponent.

Flsqr: Algorithm

1. Test input to see whether it is greater than zero.
If it's equal to zero, or less, exit with error through step 7.
2. Use `frxp` to get the exponent from the input float, and to set its exponent to zero, constraining it to $.5 \leq * \leq 1$. Multiply this number, f , by .59016 and add .41731 for our first approximation.
3. Make two passes through $r=(x/r+r)/2$.

THE ELEMENTARY FUNCTIONS

4. Inspect the exponent, n , derived earlier with *frxp*.
If it's odd, multiply our best estimate from Heron's formula by the square root of .5 and increment n by 1.
Even or odd, divide n by two.
5. Add n back into the exponent of the float.
6. Write the root to the output.
7. Leave.

Flsqr: Listing

```
; *****
; flsqr

flsqr proc      uses bx cx dx si di, fp0:qword, fp1:word

    local      result:qword, temp0:qword, temp1:qword, exp:byte,
              xn:qword, f:qword, y0:qword,m:byte

    pushf
    cld

    lea        di, word ptr xn
    sub        ax, ax
    mov        cx, 4
rep    stosw

    invoke     flcomp, fp0, zero           ;error, entry value too
                                           ;large

    cmp        ax, 1
    je         ok
    cmp        ax, 0
    je         got-result
    mov        di, word ptr fp1
    sub        ax, ax
    mov        cx, 4
rep    stosw

    not        ax
    and        ax, 7f80h
    mov        word ptr result[4], ax     ;make it plus infinity
    jmp        flsqr_exit
got-result:
```

NUMERICAL METHODS

```
        mov     di, word ptr fpl
        sub     ax, ax
        mov     cx, 4
rep     stosw
        jmp     flsqr_exit

ok:
        invoke  frxp, fp0, addr f, addr exp      ;get exponent

        invoke  flmul, f, y0b, addr temp0
        invoke  fladd, temp0, y0a, addr y0

heron:
        invoke  fldiv, f, y0, addr temp0        ;two passes through
        invoke  fladd, y0, temp0, addr temp0    ;(x/r+r)/2 is all we need
        mov     ax, word ptr temp0[4]
        shl     ax, 1
        sub     ah, 1                            ;should always be safe
        shr     ax, 1
        mov     word ptr temp0[4], ax          ;subtracts one half
                                                ;by decrementing the
                                                ;exponent one

        invoke  fldiv, f, temp0, addr temp1
        invoke  fladd, temp0, temp1, addr temp0
        mov     ax, word ptr temp0[4]
        shl     ax, 1
        sub     ah, 1                            ;should always be safe
        shr     ax, 1
        mov     word ptr y0[4], ax             ;subtracts one half
        mov     ax, word ptr temp0[2]         ;by decrementing the
                                                ;exponent one

        mov     word ptr y0[2], ax
        mov     ax, word ptr temp0
        mov     word ptr y0, ax
        sub     ax, ax
        mov     word ptr y0[6], ax

chk_n:
        mov     al, byte ptr exp
        mov     cl, al
        sar     al, 1                            ;arithmetic shift, please
        jnc     evn
```

THE ELEMENTARY FUNCTIONS

```
odd:
    invoke    flmul, y0, sqrt_half, addr y0    ;adjustment for uneven
                                                ;exponent

    mov      al, cl
    inc     al
    sar     al, 1
    ;bump exponent on odd
    ;divide by two

evn:
    mov     cl, al
    ;n/2->m

power:
    mov     ax, word ptr y0[4]
    shl    ax, 1
    add    ah, cl

write_result:
    shr    ax, 1
    mov    word ptr y0[4], ax
    lea   si, word ptr y0
    mov   di, word ptr fpl
    mov   cx, 4
rep     movsw

flsqr_exit:
    popf
    ret

flsqr     endp
```

Sines and Cosines

The final routine implements the sine function using a minimax polynomial approximation. A minimax approximation seeks to minimize the maximum error instead of the average square of the error, which can allow isolated error spikes. The minimax method keeps the extreme errors low but can result in a higher average square error. Ultimately, what this means is that the function is resolved using a power series whose coefficients have been specially derived to keep the maximum error to a minimum value.

This routine defines the input argument as some integer times π plus a fraction equal to or less than $\pi/2$. It expects to reduce the argument to the fraction f , by removing any multiples of π . It then approximates the sine (f) based on the

NUMERICAL METHODS

evaluation of a small interval symmetric about the origin, f , and puts the number back together as our result. It solves for the cosine by adding $\pi/2$ to the argument and proceeds as with the sine (see Figure 6-3).

In this function we again encounter $Ymax$ and Eps . These limitations depend on the precision available to the arithmetic in the particular machine and help guarantee the accuracy of your results. According to Cody and Waite, $Ymax$ should be no greater than $\pi * 2^{(t/2)}$ and Eps , no less than $2^{-(t/2)}$, where t is the number of bits available to present the significand⁹. In this example, t is 11 bits, but that doesn't take the extended precision into account.

The algorithm is a fairly straightforward implementation. If the input argument is in range, this function initially reduced it to xn initially by multiplying by $1/\pi$ (floating-point multiplication is generally faster than division) and calling *intrnd* to get the closest integer. Multiplying xn by π and subtracting the result from the absolute value of the input argument extracts a fraction, f , which is the actual angle to be evaluated with Cody and Waite's minimax approximation.

The polynomial $R(g)$ is evaluated using a table of precomputed coefficients and Horner's rule, except that in this implementation, the usual loop (see *Polyeval* in the last section) was unrolled.

$$R(g) = (((r4*g+r3)*g+r2)*g+r1)*g$$

where $g = f*\pi$. The values $r4$ through $r1$ are coefficients stored in the table *sincos*.

After the evaluation, $R(g)$ is multiplied by f and f is added to it. The only thing left to do is adjust the sign of the result according to the quadrant. The pseudocode for this implementation of *flsin* is as follows.

***flsin*: Algorithm**

1. See that the input argument is no greater than $Ymax$.
If it is, exit with error through step 8.
2. Take the absolute value of the input argument.
Multiply by $1/\pi$ to remove multiple components of π
Use *intrnd* to round to the closest integer, xn .

THE ELEMENTARY FUNCTIONS

Test xn to see whether it's odd or even. If it's odd, there is a sign reversal; complement $sign$.

3. Reduce the argument to f through $(|x|-xn*c1)-xn*c2$ (in other words, subtract the rounded value xn multiplied by p from the input argument).
4. Compare f with Eps .
If it is less, we have our result, exit through step 8.
5. Square f , $(f*f->g)$ and evaluate $r(g)$
6. Multiply f by $R(g)$, then add f .
7. Correct for sign; if sign is set, negate result.
8. Write the result to the output and leave.

Flsin: Listing

```
; *****  
  
    .data  
sincos qword    404900000000h, 3a7daa20968bh, 0be2aaaa8fdbeh, 3c088739cb85h,  
                0b94fb2227flah, 362e9c5a91d8h  
  
    .code  
  
;  
; *****  
; flsin  
  
flsin proc      uses bx cx dx si di, fp0:qword, fp1:word, sign:byte  
  
    local      result:qword, temp0:qword, temp1:qword,  
              y:qword, u:qword  
  
    pushf  
    cld  
  
    invoke     flcomp, fp0, ymax                ;error, entry value too  
                                                    ;large  
  
    cmp       ax, 1  
    jl       absx  
  
error-exit:
```

NUMERICAL METHODS

```
        lea        di, word ptr result
        sub        ax, ax
        mov        cx, 4
rep     stosw
        jmp        writeout

absx :
        mov        ax, word ptr fp0[4]           ;make absolute
        or         ax, ax
        jns        deconstruct_exponent
        and        ax, 7fffh
        mov        word ptr fp0[4], ax

deconstruct_exponent:
        invoke     flmul, fp0, one_over_pi, addr result
                                           ;(x/pi)

        invoke     intrnd, result, addr temp0
                                           ;intrnd(x/pi)

        mov        ax, word ptr temp0[2]        ;determine if integer
                                           ;has odd or even
        mov        dx, word ptr temp0[4]        ;number of bits
        mov        cx, dx
        and        cx, 7f80h                    ;get rid of sign and
                                           ;mantissa portion

        shl        cx, 1
        mov        cl, ch
        sub        ch, ch
        sub        cl, 7fh                       ;subtract bias (-1) from
exponent
        js         not_odd
        inc        cl
        or         cl, cl
        je         not_odd
extract_int:
        shl        ax, 1
        rcl        dx, 1
        rcl        word ptr bx, 1
        loop       extract_int                  ;position as fixed point
        test       dh, 1
        je         not_odd
        not        byte ptr sign
not_odd:
```

THE ELEMENTARY FUNCTIONS

```

xpi:
                                ;extended-precision
                                ;multiply by pi
    invoke    flmul, sincos[8*0], temp0, addr result
                                ;intrnd(x/pi)*c1

    invoke    flsub, fp0, result, addr result
                                ;|x|-intrnd(x/pi)

    invoke    flmul, temp0, sincos[8*1], addr temp1
                                ;intrnd(x/pi)*c2

    invoke    flsub, result, temp1, addr y
                                ;Y

chk_eps:
    invoke    flabs, y, addr temp0
                                ;is the argument less
                                ;than eps?

    invoke    flcomp, temp0, eps
    or        ax, ax
    jns       r_g
    lea       di, word ptr result
    sub       ax, ax
    mov       cx, 4
rep  stosw
    jmp       writeout

r_g

    invoke    flmul, y, y, addr u
                                ;evaluate r(g)
                                ;((r4*g+r3)*g+r2)*g+r1)*g
    invoke    flmul, u, sincos[8*5], addr result
    invoke    fladd, sincos[8*4], result, addr result

    invoke    flmul, u, result, addr result
    invoke    fladd, sincos[8*3], result, addr result

    invoke    flmul, u, result, addr result
    invoke    fladd, sincos[8*2], result, addr result

    invoke    flmul, u, result, addr result

```

NUMERICAL METHODS

```

;result== z
fxr:
    invoke    flmul, result, y, addr result
    invoke    fladd, result, y, addr result
;:r*r+f
handle_sign:
    cmp       byte ptr sign, -1
    jne       writeout
    xor       word ptr result[4], 8000h
;:result * sign
writeout:
    mov       di, word ptr fpl
    lea      si, word ptr result
    mov      cx, 4
rep  movsw
flsin_exit:
    popf
    ret
flsin endp
```

Deriving the elementary functions is both a science and an art. The techniques are given in books, but the art comes from experience with the arithmetic itself. Combining knowledge of how it behaves with science produces the best results.

THE ELEMENTARY FUNCTIONS

- 1 Horden, Ira. *An FFT Algorithm For MCS-96 Products Including Supporting Routines and Examples*. Mt. Prospect, IL: Intel Corp., 1991, AP-275.
- 2 Feynman, Richard P. *The Feynman Lectures On Physics*. Reading, MA: Addison-Wesley Publishing Co., 1963, Volume I, Chapter 22.
- 3 Knuth, D. E. *Fundamental Algorithms*. Reading, MA: Addison-Wesley Publishing Co., 1973, Page 26, Exercise 28.
- 4 Jarvis, Pitts. *Implementing CORDIC Algorithms*. *Dr. Dobb's Journal*, October 1990, Pages 152-156.
- 5 Nielsen, Kaj L. *Modern Trigonometry*. New York, NY: Barnes & Noble, 1966, Page 169
- 6 Acton, Forman S. *Numerical Methods That Usually Work*. Washington D.C.: Mathematical Association of America, 1990.

Hamming, R. W. *Numerical Methods for Scientists and Engineers*. New York, NY: Dover Publications, 1973.
- 7 Sedgewick, Robert. *Algorithms in C*. New York, NY: Addison-Wesley Publishing Co., 1990, Page 525.
- 8 Crenshaw, Jack W. *Square Roots are Simple? Embedded Systems Programming*, Nov. 1991, 4/11, Pages 30-52.
- 9 Cody, William J. and William Waite. *Software Manual for the Elementary Functions*. Englewood, NJ: Prentice-Hall, Inc., 1980.

A Pseudo-Random Number Generator

To test the floating-point routines in this book, I needed something that would generate an unpredictable and fairly uniform series of numbers. These routines are complex enough that a forgotten carry, incorrect two's complement, or occasional overflow could easily hide from an ordinary "peek and poke" test. Even with a random number generator, it took many hours and tests with a number of data ranges to find some of the ugliest bugs.

Of course, the standard C library has a random number generator, *rand()*, but the code for it was unavailable and there were no guarantees as to how it worked. Some random number generators have such a high serial correlation (sequential dependence) that if a sequence of numbers was mapped to x/y locations on a monitor, patterns would appear. With others, users were warned that although each number generated was guaranteed to be random individually, no sequence was guaranteed to be random.

Generating random numbers isn't as easy as it might sound. Random numbers and arbitrary numbers are very different; if you asked a friend for a random number, you would really receive an arbitrarily chosen number. To be truly random, a number must have an equal chance of being chosen out of some known range and precision.

Games of dice, cards, and the lottery all depend on a sequence of random numbers, and most use a means other than computers to generate them. People don't trust machines to generate random numbers because machines can become predictable and repetitive. But with the kind of simulations and testing needed to test the floating-point routines in this book, drawing each number from a pot would take far too long. Some other method had to be devised.

NUMERICAL METHODS

One of the first techniques for generating random numbers was originated by John Von Neumann and called the *middle-square method*.¹ It consisted of taking the *seed*, or previous random number, squaring it, and taking the middle digits. Unfortunately, this method had serious disadvantages that prevented it from being widely used. It didn't take much for it to get into a rut; if a zero found its way into these middle digits, for instance, there it would stay.

A number of pseudo-random number generators are in general use, though not all of them are well tested and not all of them are good. A good random number generator is difficult to define exactly. The one quality that these generators must possess is randomness. An instance of this is given in the chi-square test, presented later. Given a uniformly distributed, pseudo-random sequence of a certain length, n , of numbers, all between 0 and some limit, l , divided among l bins, an equal number of numbers in each bin would be highly suspicious.

The most popular pseudo-random number generator in use, and the one chosen for this book, is the multiplicative congruential method. This technique was first proposed by D. H. Lehmer¹ in 1949. It is based on the formula

$$X_{n+1} = (aX_n + c) \bmod m$$

Each new number is produced from a number, X_n , which is either the seed or the previous number, through multiplication and modular division. It requires a multiplier, a , that must be equal to or greater than zero and less than the modulus, an additive or increment, c , that must also be equal to or greater than zero and less than the modulus, and a modulus, m , that is greater than zero. Simply supplying numbers for these variables won't result in a good random number generator; the two "bad" generators described earlier were linear congruential generators.

Here are a few guidelines, summarized from the materials of Donald Knuth:

- The seed, X_n , may be arbitrary and may, in fact, be the previously generated number in a pseudo-random sequence. *Irandom*, the pseudo-random number generator created for this book expects a double as the seed; in the demonstration routine *spectral.c*, the DOS timer tick is used.

A PSEUDO-RANDOM NUMBER GENERATOR

- The modulus, m , should be at least 2^{30} . Very often it is the word size (or a multiple thereof) of the computer, making division and extraction of the remainder trivial. The subroutine that actually produces the random number uses a modulus of 2^{32} . This means that after the seed is multiplied by a , the least significant doubleword is the new random number. The result would be the same if the product of $a*X$ were divided by 100000000H.
- If you intend to run the random number generator on a binary computer, the multiplier, a , should be chosen; $a \bmod 8 = 5$. If the target machine is decimal, then $a \bmod 200 = 21$. The multiplier and increment determine the period, or the length of the sequence before it starts again, and *potency*, or randomness, of the random number generator. The multiplier, a , in *irandom* (presented later in this chapter) is 69069D, which is congruent to 5 mod 8.
- The multiplier should be between $.01m$ and $.99m$ and should not involve a regular pattern. The multiplier in *irand* is actually less than $.01m$, but so was the multiplier in the original psuedo-random number generator proposed by Lehmer. In truth, it was chosen partly because of its size; the arithmetic was easier and faster. In tests described later in this appendix, this multiplier performed as well as those of two other generators.
- If you have a good multiplier, the value of c , the increment, is not important. It may be equal to one or even a . In *irandom*, $c = 0$.
- Beware of the least significant digits. They are not very random and should not be used for decisions. Avoid methods of scaling random numbers that involve modular operations, such as those found in the Microsoft C *getrandom* macro; the modular function will return the least random part of the number. Instead, treat the value returned by the random number generator as a fraction and use it to scale a user-determined maximum.

The technique chosen for the random number generator here is a combination of linear congruential and shuffling. In this sense, *shuffling* means that the random numbers are somehow moved around, or shuffled, before they're generated. This breaks up any serial correlation the sequence might have and provides a much longer, possibly infinite, period.

NUMERICAL METHODS

The pseudo-random number generator here comprises three routines. The first is an initialization, *rinit*, in which an array of 256 doublewords is filled with numbers created using the routine *congruent* and a seed value.

The actual generation is done by *irand*. First, this routine creates a new random number based on the current seed, which is nothing more than the last number generated. It then uses the lower byte of the upper word of this new random number as an index into the array of 256 numbers created at initialization. A new random number is created to replace the one selected and the routine exits, returning the number from the array. The initialization routine, *rinit*, must be called before *irandom* if the user wishes to select their own seeds; otherwise, the value 1 is chosen. Pseudocode for each of the routines is as follows

***rinit*: Algorithm**

1. Point to the double word array in RAM. This will be the initial list of random numbers.
2. Place the input seed in the seed variable. In these routines, the timer tick is used as the seed.
3. Call the routine *congruent* 256 times to fill the array.
4. Exit.

```
; *****
```

```
;rinit - initializes random number generator based upon input seed
```

```
        .data
a        dword        69069
IMAX equ        32767
rantop word        IMAX
ranl  dword        256 dup (0)
xsubi dword        lh                                ;global iterative seed for
                                                ;random number generator, change
                                                ;this value to change default
```

A PSEUDO-RANDOM NUMBER GENERATOR

```
init    byte    0h                                ;global variable signaling
                                                ;whether the generator has been
                                                ;initialized or not

        .code

rinit proc uses bx cx dx si di, seed:dword

        lea     di, word ptr ran1

        mov     ax, word ptr seed[2]
        mov     word ptr xsubi[2], ax           ;put in seed variable
        mov     ax, word ptr seed             ;get seed
        mov     word ptr xsubi, ax

        mov     cx, 256

fill_array:
        invoke  congruent
        mov     word ptr [di], ax
        mov     word ptr [di][2], dx
        add     di, 4
        loop   fill_array

rinit_exit:
        sub     ax, ax
        not     ax
        mov     byte ptr init, al
        ret

rinit endp
```

congruent: Algorithm

1. Move the lower word of the seed, `xsubi`, into AX and multiply by the lower word of the multiplier, `a`. This will produce a result in `DX:AX`, with the upperword of the product in `DX`. (This routine performs a multiple-precision multiply. This is a standard polynomial multiply; it is a bit simpler and more direct because the multiplier is known.)
2. Save the lower word of this product in `BX` and the upper word in `CX`.

NUMERICAL METHODS

3. Place the upper word of the seed, *xsubi*, in AX and multiply by the lower word of the multiplier, *a*.
4. Add the lower word of the product of this last multiplication to the upper word of the product from the first multiplication, and propagate any carries.
5. Add to AX the lower word of *xsubi*, and to DX the upper word of *xsubi*. The multiplier used in this routine is 69069D, or 10dcdH. The multiplications performed prior to this step all involved the lower word, 0dcdH. To multiply by 10000H, you need only shift the multiplicand 16 places to the left and add it to the previous subproduct.
6. Replace DX with BX, the LSW of the multiple-precision product. The MSW is discarded because it is purely overflow from any carries that have propagated forward. Instead, the lesser words are used. They might be regarded as the fractional extension of any integer in the MSW.
7. Write BX to the LSW of the seed and AX to the MSW.
8. Return.

```
; *****
```

```
;congruent -performs simple congruential algorithm
```

```
congruent proc uses bx cx
    mov     ax, word ptr xsubi      ;a*seed (mod2^32)
    mul     word ptr a
    mov     bx, ax                  ;lower word of result
    mov     cx, dx                  ;upper word
    mov     ax, word ptr xsubi[2]
    mul     word ptr a
    add     ax, cx
    adc     dx, 0

    add     ax, word ptr xsubi      ;a multiplication by one is just
                                   ;an add, right?
    adc     dx, word ptr xsubi [2]
    mov     dx, bx
    mov     word ptr xsubi, bx
```

A PSEUDO-RANDOM NUMBER GENERATOR

```
        mov     word ptr xsubi [2], ax
        ret
congruent endp
```

irandom: Algorithm

1. Point to the array of random numbers.
2. Call congruent for a new number based upon the last seed.
3. Use the lower byte of the MSW of that number as an index into that array.
4. Get a new random number.
5. Replace the previously selected number with this new number.
6. Replace the seed with the previously selected number.
7. Scale the random number with *rantop*, a variable defining the maximum random number output by the routine.

```
;
; *****
;irandom- generates random floats using the linear congruential method

irandom      proc uses bx cx dx si di

        lea     si, word ptr ranl
        mov     al, byte ptr init           ;check for initialization
        or      al, al
        jne     already_initialized
        invoke  rinit, xsubi               ;default to 1
already_initialized:
        invoke  congruent                  ;get a random number
        and     ax, 0ffh                   ;every fourth byte, right?
        shl    ax, 1
        shl    ax, 1                       ;multiply by four
        add     si, ax                     ;point to number in array
        mov     di, si                     ;so we can put one there too
        invoke  congruent
        mov     bx, word ptr [si]
```

NUMERICAL METHODS

```
mov     cx, word ptr [si][2]      ;get number from array
mov     word ptr [di], ax
mov     word ptr [di][2], dx      ;replace it with another
mov     word ptr xsubi, bx
mov     word ptr xsubi[2], cx     ;seed for next random

mov     ax, bx
mul     word ptr rantop          ;scale output by rantop, the
                                   ;maximum size of the
                                   ;random number
mov     ax, dx                   ;if rantop were made 0ffffH,
                                   ;the value could be used
                                   ;directly as a fraction

ret
irandom     endp
```

The danger with a pseudo-random number generator is that it will look quite acceptable on paper but may fail to produce good numbers. Spectra1.c provides two ways to test *irandom* or any pseudo-random number generator. One is quite simple, allowing examination of the output in graphic format so that the numbers produced by *irandom* can be checked visually for any patterns or concentrations. Any serial correlations that might arise can be detected using this method, but it is no proof of *k-space*, or multidimensional, randomness.

The other test is the traditional Chi-square statistic. The output of this formula can give a probabilistic indication as to whether your random number generator is truly random. The actual formula is stated:

$$v = \sum_{1 \leq s \leq k} (Y_s - n p_s)^2 / n p_s$$

but for the purposes of this algorithm is stated:

$$v = 1/n \sum_{1 \leq s \leq k} (y_s^2 / p_s) - n$$

A PSEUDO-RANDOM NUMBER GENERATOR

This formula merely evaluates a sequence and produces a value indicating how much the sequence diverged from a probable or expected distribution.

Say you generate 1,000 numbers, a , all of them less than 100, b . You then divide a among 100 bins, c , based on the value of the number; in other words, a random number of 55 would go into bin 55, and a number such as 32 would go in bin 32. You would probably expect 10 numbers in each bin. Of course, a *random* number generator will seldom have an absolutely even distribution; it wouldn't be random if it did.

In fact, this statistic is only an indicator and can vary from sampling to sampling on the same generator. Tables can be used to interpret the numbers output by this formula. A good rule of thumb is that the statistic should be close, but not too close, to the number of bins—probably within $2\sqrt{(b)}$.²

This statistic can vary. While you could roll 10 sevens in a row, it simply won't happen very often. A statistic that varies widely from $2\sqrt{(b)}$, consistently produces the same value, or is extremely close to b might be suspect. I tested *Irandom*—along with *rand()*, a “portable” pseudo-random number generator written in C and a third-party routine found little difference in this statistic. It always remained relatively close to b , only occasionally straying outside $2\sqrt{(b)}$.

Both the visual and the Chi-square test are incorporated into a program called *spectral.c* (no relation to Knuth's spectral test; it is so called merely because of its visual aspect). The program is simple: Pairs of random numbers are scaled and used as x and y coordinates for pixels on a graphics screen; 10,000 pixels are generated this way. Serial correlations can show up as a sawtooth pattern or other concentrations in the display. Otherwise, the display should show a fairly uniform array of white dots similar to a starry night.

After painting the screen, program retrieves the seed to generate a sequence of numbers for the Chi-square statistic. The result is then displayed.

spectral: Algorithm

1. Prepare the screen, turn the cursor off, put the video in EGA graphics mode, and retrieve a structure containing the current video configuration.

NUMERICAL METHODS

2. a) Use the timer tick as a seed and generate 20,000 pseudo-random numbers, using pairs as x/y locations on the graphics screen to turn pixels on.
b) Use the same seed to generate the sequence for Chi-square analysis; output the result to the screen.
c) Print a message asking for a keystroke to continue, "q" to quit.
3. Return the screen to its previous state and exit to DOS.

```
#include<conio.h>
#include<stdio.h>
#include<graph.h>
#include<stdlib.h>
#include<time.h>
```

```
short modes[] = { _TEXTBW40,      _TBXTC40,      _TEXTBW80,
                 _TBXTC80,      _MRBS4COLOR,
                 _MRESNOCOLOR,
                 _HRESBW,       _TEXTMONO,     _HERCMONO,
                 _MRES16COLOR,  _HRES1GCOLOR,
                 _ERESNOCOLOR,
                 _ERESCOLOR,    _VRES2COLOR,
                 _VRES16COLOR,
                 _MRES256COLOR, _ORESCOLOR
                 };
```

```
extern int irandom (void);
extern void rinit (int);
extern uraninit (long);
extern double urand (void);
```

```
/*this routine scales a random number to a maximum without using a modular
operation*/
int get_random (int max)
{
    unsigned long a, b;

    a=irandom();
    b = max*a;
    return(b/32768);
}
```

A PSEUDO-RANDOM NUMBER GENERATOR

```
void main ()

    short j, ch, x, y, row, num = sizeof(modes) /
        size of (modes[0]);
    unsigned int i, e;
    long g, c;
    double rnum;
    double result;
    int n = 20000;
    int r = 100;
    insigned int f[1000];
    unsigned int a, b, d;
    int seed;
    float chi;
    float pi=22.0/7.0;
    struct videoconfig vc;

    _displaycursor(_GCURSOROFF);           /*set up screen*/

    _setvideomode(_ERESNOCOLOR);          /*EGA mode; change this
                                           if you have something
                                           else. The table is above*/

    _getvideoconfig(&vc);                 /*get the video configuration*/

    do{

        do{
            seed=(unsigned)time(NULL);     /*use the timer tick as the
                                           seed*/
            rinit(seed);

            _clearscreen(_GCLEARSCREEN);

            for(i=0;i<10000;i++) {         /*draw a starry
                                           night on the screen*/

                x=getrandom(vc.numxpixels);
                y=getrandom(vc.numypixels);
                _setpixel(x,y);
```

NUMERICAL METHODS

```
    }

    rinit(seed);                               /*calculate x-square based
                                                upon same seed as display*/

    for (a = 0; a < r; a++) f[a] = 0;
    for (a = 0; a < n; a++) {
        f[getrandom(r)]++;

    for (a = 0, c = 0; a < r; a++)
        c += f[a] * f[a];
    chi= ((float)r * (float)c/(float)n)-(float)n;
    printf("\n(irandom) chi-square statistic for this set of
           of random numbers is %f", chi);

    printf("\npress a key to continue...");

    )while((ch=getch()) != 'q');

    }while(ch != 'q');

    _displaycursor(_GCSORON);
    _setvideomode(_DEFAULTMODE);
}
```

A PSEUDO-RANDOM NUMBER GENERATOR

- 1 Knuth, D. E. *Seminumerical Algorithms*. Reading, MA: Addison-Wesley Publishing Co., 1981, Pages 1-178.
- 2 Sedgewick, Robert. *Algorithms in C*. Reading, MA: Addison-Wesley Publishing Co., 1990, Page 517.

APPENDIX B

Tables and Equates

Extended Precision Values Used in Elementary Functions

zero	qword	000000000000h
one_half	qword	3f0000000000h
one_over_pi	qword	3ea2f9836e4eh
two_over_si	qword	3f22f9836e4eh
half_pi	qword	3fc90fdaa221h
one_over_ln2	qword	3fb8aa3b295ch
ln2	qword	3f317217f7dlh
sqrt_half	qword	3f3504f30000h
expeps	qword	338000000001h
eps	qword	39ffffff70000h
ymax	qword	45c90fdb0000h
big-x	qword	42a000000000h
littlex	qword	0c2a00000000h
Y0a	qword	3ed5a9a80000h
Y0b	qword	3f1714ba0000h
quarter	qword	3e8000000000h

Constants for CORDIC Functions

circulark	qword	9b74eda7h
hyperk	qword	1351e8755h

Common Values Written for Quadword Fixed Point

1/p	=	0.318309886	=	517cc1b7h
p ²	=	9.869604401	=	9de9e64dfh
±p	=	1.772453851	=	1c5bf891bh
e	=	2.718281828	=	2b7e15163h
1/e	=	0.367879441	=	5e2d58d9h

NUMERICAL METHODS

e2	=	7.389056099	=	763992e35h
p/180	=	0.017453293	=	477d1a9h
÷2	=	1.414213562	=	16a09e668h
ln(p)	=	1.144729886	=	1250d048eh
÷3	=	1.732050808	=	1bb67ae86h
p	=	3.141592654	=	3243f6a89h

Negative Powers of Two in Decimal

2^{-1}	=	.5D
2^{-2}	=	.25D
2^{-3}	=	.125D
2^{-4}	=	.0625D
2^{-5}	=	.03125D
2^{-6}	=	.015625D
2^{-7}	=	.0078125D
2^{-8}	=	.00390625D
2^{-9}	=	.001953125D
2^{-10}	=	.0009765625D
2^{-11}	=	.00048828125D
2^{-12}	=	.000244140625D

Negative Powers of Ten in 32 bit Hex Format

10^{-1}	=	.1999999aH
10^{-2}	=	.028f5c29H
10^{-3}	=	.00418037H
10^{-4}	=	.00068db9H
10^{-5}	=	.0000a7c5H
10^{-6}	=	.000010c6H
10^{-7}	=	.000001adH
10^{-8}	=	.0000002aH
10^{-9}	=	.00000004H

APPENDIX C

FXMATH.ASM

```
.dosseg
.model small, c, os-dos

include math.inc

;
        .code

; *****
; add64 -Adds two fixed-point numbers. The radix point lies between
;word 2 and word 3.
;the arguments are passed on the stack along with a pointer to
;storage for the result
add64 proc uses ax dx es di, addend0:qword, addend1:qword, result:word

        mov     di,word ptr result

        mov     ax, word ptr addend0[0]           ;ax = low word, addend0
        mov     dx, word ptr addend0[2]           ;dx = highword, addend0
        add     ax, word ptr addend1[0]           ;add low word, addend1
        adc     dx, word ptr addend1[2]           ;add high word, addend1
        mov     word ptr [di], ax
        mov     word ptr [di][2], dx

        mov     ax, word ptr addend0[4]           ;ax = low word, addend0
        mov     dx, word ptr addend0[6]           ;dx = high word, addend0
        adc     ax, word ptr addend1[4]           ;add low word, addend1
        adc     dx, word ptr addend1[6]           ;add high word, addend1
        mov     word ptr [di][4], ax
        mov     word ptr [di][6], dx

        ret
add64 endp
```


NUMERICAL METHODS

```
;
;* sub64
;arguments passed on the stack; pointer returned to result
sub64 proc uses dx es di,
        sub0:qword, sub1:qword, result:word

        mov     di,word ptr result

        mov     ax, word ptr sub0 [0]           ;ax = low word, sub0
        mov     dx, word ptr sub0 [2]           ;dx = high word, sub0
        sub     ax, word ptr sub1 [0]           ;subtract low word, ;sub1
        sbb    dx, word ptr sub1 [2]           ;subtract high word, ;sub1
        mov     word ptr [di][0],ax
        mov     word ptr [di] [2],dx

        mov     ax, word ptr sub0 [4]           ;ax = low word, sub0
        mov     dx, word ptr sub0 [6]           ;dx = high word, sub0
        sbb    ax, word ptr sub1 [4]           ;subtract low word,;sub1
        sbb    dx, word ptr sub1 [6]           ;subtract high word, sub1
        mov     word ptr [di][4],ax
        mov     word ptr [di][6],dx

        mov     a,0
        jnc    no-flag
        not    ax
no-flag:

        ret                                     ;result returned as dx:ax
sub64 endp

;
;* sub128
;arguments passed on the stack; pointer returned to result
sub128 proc uses ax dx es di,
        sub0:word, sub1:word, result:word

        mov     di,word ptr sub0
        mov     si,word ptr sub1

        mov     ax, word ptr [di] [0]           ;ax = low word, [di]
        mov     dx, word ptr [di][2]           ;dx = high word, [di]
        sub     ax, word ptr [si] [0]           ;subtract low word, [si]
```

FXMATH.ASM

```
sbb     dx, word ptr [si][2]           ;subtract high word, [si]
mov     word ptr [di],ax
mov     word ptr [di][2],dx

mov     ax, word ptr [di][4]           ;ax = low word, [di]
mov     dx, word ptr [di][6]           ;dx = high word, [di]
sbb     ax, word ptr [si][4]           ;subtract low word, [si]
sbb     dx, word ptr [si][6]           ;subtract high word, [si]
mov     word ptr [di][4],ax
mov     word ptr [di][6],dx

mov     ax, word ptr [di][8]           ;ax = low word, [di]
mov     dx, word ptr [di][10]          ;dx = high word, [di]
sbb     ax, word ptr [si][8]           ;subtract low word, [si]
sbb     dx, word ptr [si][10]          ;subtract high word, [si]
mov     word ptr [di][8],ax
mov     word ptr [di][10],dx

mov     ax, word ptr [di][12]          ;ax = low word, [di]
mov     dx, word ptr [di][14]          ;dx = high word, [di]
sbb     ax, word ptr [si][12]          ;subtract low word, [si]
sbb     dx, word ptr [si][14]          ;subtract high word, [si]
mov     word ptr [di][12],ax
mov     word ptr [di][14],dx

mov     si,di
mov     di,word ptr result
mov     cx,8
rep     movsw
ret                                           ;result returned as dx:ax
sub128 endp
```

```
;  
;*mullong - Multiplies two unsigned fixed point values. The  
;arguments and a pointer to the result are passed on the stack.  
mullong proc uses ax dx es di,  
    multiplicand:dword, multiplier:dword, result:word

mov     di,word ptr result           ;small model pointer is  
                                           ;near

mov     ax, word ptr multiplicand[2]   ;multiply multiplicand  
                                           ;high word
```

NUMERICAL METHODS

```
mul        word ptr smultiplier[2]        ;by multiplier high word
mov        word ptr [di][4], ax
mov        word ptr [di][6], dx

mov        ax, word ptr smultiplicand[2]  ;multiply multiplicand
                                                ;high word
mul        word ptr smultiplier[0]        ;by multiplier low word
mov        word ptr [di][2], ax
add        word ptr [di][4], dx
adc        word ptr [di][6], 0            ;add any remnant carry

mov        ax, word ptr smultiplicand[0]  ;multiply multiplicand
                                                ;low word
mul        word ptr smultiplier[2]        ;by multiplier high word
add        word ptr [di][2], ax
adc        word ptr [di][4], dx
adc        word ptr [di][6], 0            ;add any remnant carry

mov        ax, word ptr smultiplicand[0]  ;multiply multiplicand
                                                ;low word
mul        word ptr smultiplier[0]        ;by multiplier low word
mov        word ptr [di][0], ax
add        word ptr [di][2], dx
adc        word ptr [di][4], 0            ;add any remnant carry
adc        word ptr [di][6], 0
ret
```

mullong endp

```
; *****
;* Mul64 - Multiplies two unsigned quadword integers. The
;* procedure allows for a product of twice the length of the multipliers,
;* thus preventing overflows.
mul64 proc uses ax dx,
    multiplicand:qword, multiplier:qword, result:word

mov        di,word ptr result

mov        ax, word ptr multiplicand[6]    ;multiply multiplicand
                                                ;highword
mul        word ptr multiplier[6]        ;by multiplier high word
```

FXMATH.ASM

```
mov     word ptr [di][12], ax
mov     word ptr [di][14], dx

mov     ax, word ptr multiplicand [6] ;multiply multiplicand
                                           ;high word
mov     word ptr multiplier[4]         ;by multiplier low word
mov     word ptr [di] [10], ax
add     word ptr [di][12], dx
adc     word ptr [di][14], 0           ;add any remnant carry

mov     ax, word ptr multiplicand[6] ;multiply multiplicand
                                           ;low word
mov     word ptr multiplier[2]         ;by multiplier high word
mov     word ptr [di][8], ax
add     word ptr [di][10], dx
adc     word ptr [di][12], 0           ;add any remnant carry
adc     word ptr [di] [14], 0         ;add any remnant carry

mov     ax, word ptr multiplicand[6] ;multiply multiplicand
                                           ;low word
mov     word ptr multiplier[0]         ;by multiplier high word
mov     word ptr [di][6], ax
add     word ptr [di][8], dx
jnc     @f
adc     word ptr [di][10], 0
adc     word ptr [di][12], 0
adc     word ptr [di][14], 0           ;add any remnant carry
;
@@:
mov     ax, word ptr multiplicand[4] ;multiply multiplicand
                                           ;low word
mul     word ptr multiplier[6]         ;by multiplier low word
add     word ptr [di][10], ax
adc     word ptr [di][12], dx
adc     word ptr [di][14], 0

mov     ax, word ptr multiplicand[4] ;multiply multiplicand
                                           ;high word
mul     word ptr multiplier[4]         ;by multiplier high word
add     word ptr [di][8], ax
adc     word ptr [di] [10], dx
adc     word ptr [di] [12], 0
```

NUMERICAL METHODS

```
adc      word ptr [di] [14], 0

mov      ax, word ptr multiplicand[4]      ;multiply multiplicand
                                              ;high word

mul      word ptr multiplier[2]           ;by multiplier low word
add      word ptr [di][6], ax
adc      word ptr [di][8], dx
jnc      @f
adc      word ptr [di][10], 0
adc      word ptr [di][12], 0
adc      word ptr [di][14], 0             ;add any remnant carry

@@:
mov      ax, word ptr multiplicand[4]      ;multiply multiplicand
                                              ;high word

mul      word ptr multiplier[0]           ;by multiplier low word
mov      word ptr [di][4], ax
add      word ptr [di][6], dx
jnc      @f
adc      word ptr [di][8], 0
adc      word ptr [di][10], 0
adc      word ptr [di][12], 0
adc      word ptr [di][14], 0             ;add any remnant carry

@@:
mov      ax, word ptr multiplicand[2]      ;multiply multiplicand
                                              ;low word

mul      word ptr multiplier[6]           ;by multiplier high word
add      word ptr [di][8], ax
adc      word ptr [di][10], dx
adc      word ptr [di][12], 0             ;add any remnant carry
adc      word ptr [di][14], 0             ;add any remnant carry

mov      ax, word ptr multiplicand[2]      ;multiply multiplicand
                                              ;low word

mul      word ptr multiplier[4]           ;by multiplier low word
add      word ptr [di][6], ax
adc      word ptr [di][8], dx
jnc      @f
adc      word ptr [di][10], 0             ;add any remnant carry
adc      word ptr [di][12], 0             ;add any remnant carry
adc      word ptr [di][14], 0             ;add any remnant carry
```

FXMATH.ASM

```
@@:
mov     ax, word ptr multiplicand[2]      ;multiply multiplicand
                                             ;low word
mul     word ptr multiplier[2]           ;by multiplier high word
add     word ptr [di][4], ax
adc     word ptr [di][6], dx
jnc     @f
adc     word ptr [di][8], 0               ;add any remnant carry
adc     word ptr [di][10], 0             ;add any remnant carry
adc     word ptr [di][12], 0            ;add any remnant carry
adc     word ptr [di][14], 0            ;add any remnant carry

@@:
mov     ax, word ptr multiplicand[2]      ;multiply multiplicand
                                             ;low word
mul     word ptr multiplier[0]           ;by multiplier low word
mov     word ptr [di][2], ax
add     word ptr [di][4], dx
jnc     @f
adc     word ptr [di][6], 0               ;add any remnant carry
adc     word ptr [di][8], 0               ;add any remnant carry
adc     word ptr [di][10], 0             ;add any remnant carry
adc     word ptr [di][12], 0            ;add any remnant carry
adc     word ptr [di][14], 0            ;add any remnant carry

@@:
mov     ax, word ptr multiplicand[0]      ;multiply multiplicand
                                             ;low word
mul     word ptr multiplier[6]           ;by multiplier high word
add     word ptr [di][6], ax
adc     word ptr [di][8], dx
jnc     @f
adc     word ptr [di][10], 0             ;add any remnant carry
adc     word ptr [di][12], 0            ;add any remnant carry
adc     word ptr [di][14], 0            ;add any remnant carry

@@:
mov     ax, word ptr multiplicand[0]      ;multiply multiplicand
                                             ;low word
mul     word ptr multiplier[4]           ;by multiplier low word
add     word ptr [di][4], ax
adc     word ptr [di][6], dx
jnc     @f
adc     word ptr [di][8], 0               ;add any remnant carry
```

NUMERICAL METHODS

```
        adc     word ptr [di][10], 0      ;add any remnant carry
        adc     word ptr [di][12], 0      ;add any remnant carry
        adc     word ptr [di][14], 0      ;add any remnant carry

@@:
        mov     ax, word ptr multiplicand[0];multiply multiplicand
                                           ;low word
        mul     word ptr multiplier[2]    ;by multiplier high word
        add     word ptr [di][2], ax
        adc     word ptr [di][4], dx
        jnc     @f
        adc     word ptr [di][6], 0      ;add any remnant carry
        adc     word ptr [di][8], 0      ;add any remnant carry
        adc     word ptr [di][10], 0     ;add any remnant carry
        adc     word ptr [di][12], 0     ;add any remnant carry
        adc     word ptr [di][14], 0     ;add any remnant carry

@@:
        mov     ax, word ptr multiplicand[0];multiply multiplicand
                                           ;low word
        mul     word ptr multiplier[0]    ;by multiplier low word
        mov     word ptr [di][0], ax
        add     word ptr [di][2], dx
        jnc     @f
        adc     word ptr [di][4], 0      ;add any remnant carry
        adc     word ptr [di][6], 0      ;add any remnant carry
        adc     word ptr [di][8], 0      ;add any remnant carry
        adc     word ptr [di][10], 0     ;add any remnant carry
        adc     word ptr [di][12], 0     ;add any remnant carry
        adc     word ptr [di][14], 0     ;add any remnant carry

@@:
        ret
mul64 endp

;*****
; classic multiply

cmul proc uses bx cx dx si di, multiplicand:dword, multiplier:dword,
product:word

        local     numbits:byte,mltpcnd:qword
```

FXMATH.ASM

```
    pushf
    cld
    sub     ax, ax
    lea    si, word ptr multiplicand
    lea    di, word ptr mltpcnd
    mov    cx, 2
rep  movsw
    stosw
    stosw                                ;clear upper words
    mov    bx, ax
    mov    cx, ax
    mov    dx, ax
    mov    byte ptr numbits, 32

test_multiplier:
    shr    word ptr multiplier[2], 1
    rcr    word ptr multiplier, 1

    jnc    decrement_counter

    add    ax, word ptr mltpcnd
    adc    bx, word ptr mltpcnd[2]
    adc    cx, word ptr mltpcnd[4]
    adc    dx, word ptr mltpcnd[6]

decrement_counter:
    shl    word ptr mltpcnd, 1
    rcl    word ptr mltpcnd[2], 1
    rcl    word ptr mltpcnd[4], 1
    rcl    word ptr mltpcnd[6], 1

    dec    byte ptr numbits
    jnz    test_multiplier

exit:
    mov    di, word ptr product
    mov    word ptr [di], ax
    mov    word ptr [di][2], bx
    mov    word ptr [di][4], cx
    mov    word ptr [di][6], dx
    popf
    ret
cmul  endp
```


NUMERICAL METHODS

```
; *****
; classic multiply (slightly faster)
; one quad word by another, passed on the stack, pointers returned
; to the results.
; composed of shift and add instructions
fast_cmul      proc          uses bx cx dx si di, multiplicand:qword,
multiplier:qword, product:word

        local      numbits:byte

        pushf
        cld
        sub        ax, ax
        mov        di, word ptr product
        lea        si, word ptr multiplicand
        mov        cx, 4
rep     movsw                                ;clear the product

        sub        di, 8                    ;point to base of product
        lea        si, word ptr multiplier  ;number of bits
        mov        byte ptr numbits, 40h

        sub        ax, ax
        mov        bx, ax
        mov        cx, ax
        mov        dx, ax

test_for_zero:
        test       word ptr [di], 1
        jne        add-multiplier
        jmp        short shift

add_multiplier:
        add        ax, word ptr [si]
        adc        bx, word ptr [si][2]
        adc        cx, word ptr [si][4]
        adc        dx, word ptr [si][6]

shift:
        shr        dx, 1
        rcr        cx, 1
        rcr        bx, 1
        rcr        ax, 1
```

FXMATH.ASM

```
    rcr     word ptr [di][6], 1
    rcr     word ptr [di][4], 1
    rcr     word ptr [di][2], 1
    rcr     word ptr [di][0], 1

    dec     byte ptr numbits
    jz      exit
    jmp     short test_for_zero

exit:
    mov     word ptr [di][8], ax
    mov     word ptr [di][10], bx
    mov     word ptr [di][12], cx
    mov     word ptr [di][14], dx

    popf
    ret
fast_cmul endp

; *****
; booth
; unsigned multiplication technique based upon the booth method
;
;
booth proc     uses bx cx dx, multiplicand:dword, multiplier:dword,
product:word

    local     mltpcnd:qword

    pushf
    cld

    sub     ax, ax
    lea     si, word ptr multiplicand
    lea     di, word ptr mltpcnd
    mov     cx, 2
rep  movsw
    stosw
    stosw                                     ;clear upper words

    mov     bx, ax
    mov     cx, ax
    mov     dx, ax
    cld
```

NUMERICAL METHODS

```
check_carry:
    jc      carry_set
    test   word ptr multiplier, 1      ;test bit 0
    jz     shift_multiplicand

sub_multiplicand:
    sub    ax, word ptr mltpcnd
    sbb   bx, word ptr mltpcnd[2]
    sbb   cx, word ptr mltpcnd[4]
    sbb   dx, word ptr mltpcnd[6]

shift_multiplicand:
    shl   word ptr mltpcnd, 1
    rcl   word ptr mltpcnd[2], 1
    rcl   word ptr mltpcnd[4], 1
    rcl   word ptr mltpcnd[6], 1

    or    word ptr multiplier[2], 0    ;early-out mechanism
    jnz   shift_multiplier
    or    word ptr multiplier, 0
    jnz   shift_multiplier
    jmp   short exit

shift_multiplier
    shr   word ptr multiplier[2], 1
    rcr   word ptr multiplier, 1
    jmp   short check_carry

exit:
    mov   di, word ptr product
    mov   word ptr [di], ax
    mov   word ptr [di][2], bx
    mov   word ptr [di][4], cx
    mov   word ptr [di][6], dx

    popf
    ret

carry_set:
    test   word ptr multiplier, 1      ;test bit 0
    jnz   shift_multiplicand

add_multiplicand:
```

FXMATH.ASM

```

    add     ax, word ptr mltpcnd
    adc     bx, word ptr mltpcnd[2]
    adc     cx, word ptr mltpcnd[4]
    adc     dx, word ptr mltpcnd[6]
    jmp     short shift-multiplicand

booth endp

; *****
; bit pair encoding
; unsigned corollary to the booth method

bit_pair proc    uses bx cx dx, multiplicand:dword, multiplier:dword,
product:word

    local      mltpcnd:qword

    pushf
    cld

    sub     ax, ax
    lea    si, word ptr multiplicand
    lea    di, word ptr mltpcnd
    mov    cx, 2
rep    movsw
    stosw
    stosw                                     ;clear upper words

    mov    bx, ax
    mov    cx, ax
    mov    dx, ax
    cld

check_carry:
    jc     carry_set                         ;test bit n-1
    test   word ptr multiplier, 1           ;test bit 0
    jz     shiftorsub

    test   word ptr multiplier, 2           ;test bit 1
    jnz    sub_multiplicand
    jmp    add_multiplicand

```

NUMERICAL METHODS

```
shiftorsub:
    test     word ptr multiplier, 2           ;test bit 1
    jz      shift_multiplicand

subx2_multiplicand:                          ;cheap-inline multiply
    sub     ax, word ptr mltpcnd
    sbb    bx, word ptr mltpcnd[2]
    sbb    cx, word ptr mltpcnd[4]
    sbb    dx, word ptr mltpcnd[6]

sub_multiplicand:
    sub     ax, word ptr mltpcnd
    sbb    bx, word ptr mltpcnd[2]
    sbb    cx, word ptr mltpcnd[4]
    sbb    dx, word ptr mltpcnd[6]

shift_multiplicand:
    shl     word ptr mltpcnd, 1
    rcl     word ptr mltpcnd[2],1
    rcl     word ptr mltpcnd[4], 1
    rcl     word ptr mltpcnd[6], 1

    shl     word ptr mltpcnd, 1
    rcl     word ptr mltpcnd[2], 1
    rcl     word ptr mltpcnd[4], 1
    rcl     word ptr mltpcnd[6], 1

    or      word ptr multiplier[2], 0
    jnz     shift_multiplier
    or      word ptr multiplier, 0
    jnz     shift_multiplier
    jmp     short exit

shift_multiplier:
    shr     word ptr multiplier[2], 1
    rcr     word ptr multiplier, 1
    shr     word ptr multiplier[2],1
    rcr     word ptr multiplier, 1
    jmp     short check_carry

exit:
    mov     di, word ptr product
    mov     wordptr [di], ax
```

FXMATH.ASM

```
    mov     word ptr [di][2], bx
    mov     word ptr [di][4], cx
    mov     word ptr [di][6], dx

    popf
    ret

carry_set:
    test    word ptr multiplier, 1
    jnz     addorsubx2
    jmp     short addor subx1

addx2_multiplicand:
    add     ax, word ptr mltpcnd           ;cheap in_line multiply
    adc     bx, word ptr mltpcnd[2]
    adc     cx, word ptr mltpcnd[4]
    adc     dx, word ptr mltpcnd[6]

add_multiplicand:
    add     ax, word ptr mltpcnd
    adc     bx, word ptr mltpcnd[2]
    adc     cx, word ptr mltpcnd[4]
    adc     dx, word ptr mltpcnd[6]
    jmp     short shift_multiplicand

addorsubx2:
    test    word ptr multiplier, 2           ;test bit 1
    jnz     shift_multiplicand
    jmp     short addx2_multiplicand

addorsubx1:
    test    word ptr multiplier, 2           ;test bit 1
    jnz     sub_multiplicand
    jmp     short add_multiplicand

bit_pair endp

; *****
; classic divide
; One quadword by another, passed on the stack, pointers returned
; to the results.
; Composed of shift and sub instructions.
; Returns all zeros in remainder and quotient if attempt is made to divide
; zero. Returns all ff's inquotient and dividend in remainder if divide by
```

NUMERICAL METHODS

```
;zero is attempted.
cdiv proc uses bx cx dx si di, dvdnd:qword, dvsr:qword,
qtnt:word, rmdr:word

    pushf
    cld
    sub ax, ax
    mov di, word ptr qtnt
    mov cx, 4
rep stosw ;clear the quotient

    mov cx, 4
    lea si, word ptr dvdnd
    mov di, word ptr qtnt
rep movsw ;dvdnd and qtnt share same
;memory space

    sub di, 8
    mov si, 64 ;number of bits
    sub ax, ax
    mov bx, ax
    mov cx, ax
    mov dx, ax

shift:
    shl word ptr [di], 1
    rcl word ptr [di][2], 1
    rcl word ptr [di][4], 1
    rcl word ptr [di][6], 1 ;shift dividend into
;the remainder

    rcl ax, 1
    rcl bx, 1
    rcl cx, 1
    rcl dx, 1

compare:
    cmp dx, word ptr dvsr[6]
    jb test_for_end
    cmp cx, word ptr dvsr[4]
    jb test_for_end
    cmp bx, word ptr dvsr[2]
    jb test_for_end
    cmp ax, word ptr dvsr[0]
    jb test_for_end
```

FXMATH.ASM

```
    sub     ax, word ptr dvsr
    sbb    bx, word ptr dvsr[2]
    sbb    cx, word ptr dvsr[4]
    sbb    dx, word ptr dvsr[6]
    add    word ptr [di], 1
    adc    word ptr [di][2], 0
    adc    word ptr [di][4], 0
    adc    word ptr [di][6], 0

test_for_end:
    dec    si
    jnz    shift

    mov    di, word ptr rmndr
    mov    word ptr [di], ax
    mov    word ptr [di][2], bx
    mov    word ptr [di][4], cx
    mov    word ptr [di][6], dx

exit:
    popf
    ret
cdiv    endp

;*****
;div32
;32 by 32 bit divide
;arguments are passed on the stack along with pointers to the
;quotient and remainder

div32 proc uses ax dx di si,
        dvdnd:dword, dvsr:dword, qtnt:word, rmndr:word

    local    workspace[8]:word

    sub     ax, ax
    mov     dx, ax
    mov     cx, 2
    lea    si, word ptr dvdnd
    lea    di, word ptr workspace
rep     movsw
    mov     cx, 2
```


NUMERICAL METHODS

```

        lea        si, word ptr dvsr
        lea        di, word ptr workspace[4]
rep     movsw
        mov        di, word ptr qtnt

        cmp        word ptr dvdnd, ax
        jne        do_divide
        cmp        word ptr dvdnd[2],ax
        jne        do_divide
        jmp        zero_div            ;zero dividend

do_divide:
        cmp        word ptr dvsr[2],ax
        jne        shift              ;see if it is small enough
        cmp        word ptr dvsr, ax  ;check for divide by zero
        je         div_by_zero

        mov        bx, word ptr rmdr  ;as long as dx is zero,
                                        ;there is
        mov        ax, word ptr dvdnd[2] ;no overflow possible in
                                        ;this division

        div        word ptr dvsr
        mov        word ptr [di][2],ax
        mov        ax, word ptr dvdnd
        div        word ptr dvsr
        mov        word ptr [di],ax
        mov        word ptr [bx],dx
        xor        ax,ax
        mov        word ptr [bx] [2],ax
        jmp        exit

shift:
        shr        word ptr dvdnd[2], 1 ;normalize both dvsr and
                                        ;dvdnd

        rcr        word ptr dvdnd[0], 1
        shr        word ptr dvsr[2], 1
        rcr        word ptr dvsr[0], 1
        cmp        word ptr dvsr[2],ax
        jne        shift

divide:
        mov        ax, word ptr dvdnd  ;since MSB of dvsr is a
                                        ;one, there
        mov        dx, word ptr dvdnd[2] ;is no overflow possible
```

FXMATH.ASM

```
here
    div    word ptr dvsr
    mov    word ptr [di] [0], ax           ;approximate quotient

get_remainder:
    mov    bx, di                        ;quotient
    lea    di, word ptr workspace[8]     ;test first approximation
                                           ;of quotient by multiplying
                                           ;multiplying it by the dvsr
                                           ;and comparing it with the
                                           ;dvdnd

reconstruct:
    mov    ax, word ptr workspace[4]
    mul    word ptr [bx]                 ;low word of multiplicand
    mov    word ptr [di][0], ax         ;by low word of multiplier
    mov    word ptr [di][2], dx
    mov    ax, word ptr workspace[6]
    mul    word ptr [bx]
    add    word ptr [di][2], ax         ;high word of multiplicand
                                           ;by

    mov    ax, word ptr workspace[0]
    mov    dx, word ptr workspace[2]
    sub    ax, word ptr [di] [0]
    sbb    dx, word ptr [di] [2]

    jnc    div_ex                       ;good or overflows
                                           ;overflow, decrement approx
                                           ;quotient

    mov    ax, word ptr [bx]
    mov    dx, word ptr [bx][2]
    sub    word ptr [bx], 1
    sbb    word ptr [bx][2], 0

    jmp    short reconstruct

div_ex:
    mov    di, word ptr rmdr            ;the result is a good
                                           ;quotient and remainder

    mov    word ptr [di], ax
    mov    word ptr [di][2], dx
    clc

exit:
    ret

div_by_zero:
```

NUMERICAL METHODS

```
        not        ax
        mov        word ptr [di][0], ax
        mov        word ptr [di][2], ax
        stc
        jmp        exit
zero_div:
        mov        word ptr [di][0], ax
        mov        word ptr [di][2], ax
        stc
        jmp        exit
div32 endp

; *****
;The dividend and divisor are passed on the stack;the doubleword fixed-
;point result is returned in DX:AX. DX contains the integer portion, AX the
;fractional portion.
        .data
roundup          db          3fH, 0fH, 1H, 0, 0, 0, 0, 0, 0, 0, 0, 0, 0, 0
        .code

newt  proc uses si di,
        dividend:word, divisor:word

        local      shifted_bits:byte, pass_count:byte

        sub        ax,ax
        mov        byte ptr shifted_bits, al
        mov        byte ptr pass_count, 4

        mov        cx, ax
        mov        ax, word ptr divisor
normalize:
        or         ax, ax
        js         top_end
        shl        ax, 1
        inc        cl
        cmp        cl, 0fh
        jg         divide_by_zero                ;the divisor must be
                                                ;zero
        jmp        short normalize
```

FXMATH.ASM

```
top_end:
    mov     byte ptr shifted_bits, cl
    mov     es, ax                                ;store normalized
                                                ;divisor

    mov     ax, word ptr divisor
    test    ax, 0f8h
    jnz     shift_right
    test    al, 7h
    jz      divide_by_zero
    jmp     short shift_left

shift_right:
    shr     word ptr ax, 1
    test    ax, 0f8h
    je      divisor_justified
    jmp     short shift_right

shift-left:
    test    ax, 4h
    jne     divisor_justified
    shl     word ptr ax, 1
    je      divisor_justified
    jmp     short shift_left

divisor_justified:
    mov     si, offset roundup
    sub     bx, bx
    mov     cx, ax                                ;v
    mov     ax, 32
    div     cl
    sub     ah, ah
    mov     cl, 4
    div     cl
    mov     ch, al
    sub     al, al
    div     cl
    mov     ah, ch
    mov     cx, es
    mov     bx, ax                                ;save z

pass:
    mul     ax                                    ;z squared
    mov     al, ah                                ;adjust for 16-bit
                                                ;fixed point
```

NUMERICAL METHODS

```
    mov     ah, dl

    mul     cx           ;vkz2
    mov     ax, dx      ;adjust again

    shl     bx, 1       ;2*z

    sub     bx, ax       ;2z - vkz2
    add     bl, byte ptr [si] ;add rounding bits
    adc     bh, 0

    mov     ax, bx       ;save z
    inc     si
    dec     byte ptr pass_count
    jnz     pass

prepare_shift:
    mov     ax, word ptr dividend
    mul     bx

    sub     cx, cx
    mov     cl, byte ptr shifted_bits
    sub     cl, 8
    jns     adjust_left

    neg     cl

adjust_right:
    shr     dx, 1
    rcr     ax, 1
    loop   adjust_right
    jmp     short exit

adjust_left:
    shl     ax, 1
    rcl     dx, 1
    loop   adjust_left

exit:
    ret
oops:
divide_by_zero:
```

FXMATH.ASM

```

        sub     ax, ax                ;error of some sort
        not     ax
        jmp     short exit
newt endp

; *****

circle proc uses bx cx dx si di, x-coordinate:dword, y-coordinate:dword,
increment:word

        local   x:dword, y:dword, x_point:word, y_point:word, count

        mov     ax, word ptr x-coordinate
        mov     dx, word ptr x_coordinate[2]
        mov     word ptr x, ax
        mov     word ptr x[2], dx
        mov     ax, word ptr y-coordinate
        mov     dx, word ptr y_coordinate[2]
        mov     word ptr y, ax
        mov     word ptr y[2], dx                ;load local variables

        sub     ax, ax
        mov     x_point, ax                ;x coordinate
        mov     y_point, ax                ;y coordinate

        mov     ax, 4876h
        mov     dx, 6h                    ;2*pi
        mov     cx, word ptr increment      ;make this a negative
                                                ;power of two

get_num_points:
        shl     ax, 1                    ;2*pi radians
        rcl     dx, 1
        loop    get_num_points
        mov     count, dx                ;divide by 10000h

set_point:
        mov     ax, word ptr x
        mov     dx, word ptr x[2]
        add     ax, 8000h                ;add .5 to round up
        jnc     store_x                  ;to integers
        store_x
```

NUMERICAL METHODS

```
        adc            dx, 0h
store_x:
        mov            x_point, dx

        mov            ax, word ptr y
        mov            dx, word ptr y[2]
        add            ax, 8000h                ;add.5
        jnc            store_y
        adc            dx, 0h
store_y:
        mov            y_point, dx

;your routine for writing
;to the screen goes here
;and uses x_point and
;y_point as screen coordi
;nates

        mov            ax, word ptr y
        mov            dx, word ptr y [2]
        mov            cx, word ptr increment
update_x:
        sar            dx, 1
        rcr            ax, 1                ;please note the arithmetic
;shifts
        loop           update_x            ;to preserve the correct
;quadrant
        sub            word ptr x, ax      ;new x equals x - y *
;increment
        sbb            word ptr x [2], dx

        mov            ax, word ptr x
        mov            dx, word ptr x [2]
        mov            cx, word ptr increment
update_y:
        sar            dx, 1
        rcr            ax, 1
        loop           update_y
        add            word ptr y, ax      ;new y equals y + x *
;increment
        adc            word ptr y [2], dx
        dec            count
        jnz            set_point
```

FXMATH.ASM

```
ret  
circle endp
```

```
; *****
```

```
line proc uses bx cx dx si di, xstart:word, ystart:word, xend:word,  
yend:word  
  
local x:word, y:word, decision:word, x_dif:word, y_dif:word,  
xstep_diag:word,  
ystep_diag:word, xstep:word, ystep:word, diag_incr:word,  
incr:word  
  
mov ax, word ptr xstart  
mov word ptr x, ax ;initialize local variables  
mov ax, word ptr ystart  
mov word ptr y, ax  
  
direction:  
mov ax, word ptr xend  
sub ax, word ptr xstart ;total x distance  
jns large_x ;which direction are we  
;drawing?  
neg ax ;went negative  
mov word ptr xstep_diag, -1  
jmp short store_xdif  
large_x:  
mov word ptr xstep_diag, 1  
store_xdif:  
mov x_dif, ax  
  
mov ax, word ptr yend ;y distance  
sub ax, word ptr ystart  
jns large_y ;which direction?  
neg ax  
mov word ptr ystep_diag, -1
```


NUMERICAL METHODS

```
        jmp          short store_ydif
large_y:
        mov          word ptr ystep_diag, 1
store_ydif:
        mov          word ptr y_dif, ax          ;direction is determined by
signs

octant:
        mov          ax, word ptr x_dif          ;the axis with greater
                                                ;difference
        mov          bx, word ptr y_dif          ;becomes our reference
        cmp          ax, bx
        jg           bigger_x

        mov          y_dif, ax                  ;we have a bigger y move
                                                ;than x
        mov          x_dif, bx                  ;x won't change on
                                                ;nondiagonal steps,
                                                ;y changes every step
        sub          ax, ax
        mov          word ptr xstep, ax
        mov          ax, word ptr ystep_diag
        mov          word ptr ystep, ax
        jmp          setup_inc
bigger_x:
        mov          ax, word ptr xstep_diag    ;x changes every step, y
                                                ;changes only
        mov          word ptr xstep, ax        ;on diagonal steps
        sub          ax, ax
        mov          word ptr ystep, ax

setup_inc:
        mov          ax, word ptr y_dif        ;calculate decision
                                                ;variable
        shl          ax, 1
        mov          word ptr incr, ax
        sub          ax, word ptr x_dif
        mov          word ptr decision, ax
        sub          ax, word ptr x-dif
        mov          word ptr diag_incr, ax

        mov          ax, word ptr decision     ;we will do it all in the
                                                ;registers
        mov          bx, word ptr x
        mov          cx, word ptr x_dif
```

FXMATH.ASM

```
        mov     dx, word ptr y

line_loop:

;Put your routine for turning pixels on here. Be sure to push ax, cx, dx, and bx
;before destroying them, they are used here. The value for the x coordinate is in
;bx and the value for they coordinate is in dx.

        or     ax, ax
        jns    dpositive

        add    bx, word ptr xstep           ;calculate new position and
                                           ;update the decision
                                           ;variable

        add    dx, word ptr ystep
        add    ax, incr
        jmp    short chk_loop
dpositive:
        add    bx, word ptr xstep_diag
        add    dx, word ptr ystep_diag
        add    ax, word ptr diag_incr

chk_loop:
        loop   line_loop
        ret

line    endp
;

; *****
;smul64- signed mul64

smul64 proc uses bx cx dx di si, operand0:qword, operand1:qword, result:word

        local     sign:byte

        sub     ax, ax
        mov     byte ptr sign, al

        mov     ax, word ptr operand0[6]
        or     ax, ax
        jns    chk_second
        not    byte ptr sign
```

NUMERICAL METHODS

```
not        word ptr operand0[6]
not        word ptr operand0[4]
not        word ptr operand0[2]
neg        word ptr operand0[0]
jc         chk_second
add        word ptr operand0[2], 1
adc        word ptr operand0[4], 0
adc        word ptr operand0[6], 0

chk_second:
mov        ax, word ptr operand1[6]
or         ax, ax
jns        multiply_already
not        byte ptr sign
not        word ptr operand1[6]
not        word ptr operand1[4]
not        word ptr operand1[2]
neg        word ptr operand1[0]
jc         chk_second
add        word ptr operand1[2]
adc        word ptr operand1[4],0
adc        word ptr operand1[6],0

multiply_already
invoke     mul64, operand0, operand1, result

test       byte ptr sign, -1
je         leave_already
mov        di, word ptr result
not        word ptr [di][14]
not        word ptr [di][12]
not        word ptr [di][10]
not        word ptr [di][8]
not        word ptr [di][6]
not        word ptr [di][4]
not        word ptr [di][2]
neg        word ptr [di][0]
jc         leave_already
add        word ptr [di][2], 1
adc        word ptr [di][4], 0
adc        word ptr [di][6], 0
adc        word ptr [di][8], 0
```

FXMATH.ASM

```
        adc         word ptr [di][10], 0
        adc         word ptr [di][12], 0
        adc         word ptr [di][14], 0

leave_already:
        ret
smul64 endp

;
; *****
;divmul- division by iterative multiplication
;Underflow and overflow are determined by shifting. if the dividend shifts
;out on any attempt to normalize then we have 'flowed' in which ever
;direction it shifted out.

divmul procuses bx cx dx di si, dividend:qword, divisor:qword, quotient:word

        local      temp[8]:word, dvdnd:qword, dvsr:qword, delta:qword,
                divmsb:byte, lp:byte, tmp:qword

        cld                                     ;upward

        sub        cx, cx
        mov        byte ptr lp, 6                ;should only take six
                                                ;passes

        lea        di, word ptr dvdnd
        mov        ax, word ptr dividend[0]
        mov        dx, word ptr dividend[2]
        or         cx, ax
        or         cx, dx
        mov        word ptr [di][0], ax
        mov        word ptr [di][2], dx
        mov        ax, word ptr dividend[4]
        mov        dx, word ptr dividend[6]
        mov        word ptr [di][4], ax
        mov        word ptr [di][6], dx
        or         cx, ax
        or         cx, dx
        je         ovrflw                        ;zero dividend

        sub        cx, cx
        lea        di, word ptr dvsr
```

NUMERICAL METHODS

```
    mov     ax, word ptr divisor[0]
    mov     dx, word ptr divisor[2]
    or      cx, ax
    or      cx, dx
    mov     word ptr [di][0], ax
    mov     word ptr [di][2], dx
    mov     ax, word ptr divisor[4]
    mov     dx, word ptr divisor[6]
    mov     word ptr [di][4], ax
    mov     word ptr [di][6], dx
    or      cx, ax
    or      cx, dx
    je      ovrflw                ;zero divisor

    sub     ax, ax
    mov     bx, 8

find_msb:
    dec     bx                    ;look for MSB of divisor
    dec     bx
    cmp     word ptr [di][bx], ax  ;di is pointing at dvsr
    je     find_msb

    mov     ax, word ptr [di][bx]  ;get MSW
    sub     cx, cx                ;save shifts here
    cmp     bx, 2h                ;see if already normalized
    jb     shift_left
    ja     shift_right
    test    word ptr. [di][bx], 8000h ;normalized?
    jne     norm_dvsr            ;its already there

shift_left:
    dec     cx
    shl     ax, 1
    test    ah, 80h
    jne     norm_dvsr
    jmp     shift_left          ;count the number of shifts
                                ;to normalize

shift_right:
    inc     cx
    shr     ax, 1
    or      ax, ax
    je     norm_dvsr
    jmp     shift_right        ;count the number of shifts
```

FXMATH.ASM

```

;to normalize

norm_dvsr:
    test    word ptr [di][6], 8000h
    jne     norm_dvdnd           ;we want to keep
    shl    word ptr [di][0], 1  ;the divisor
    rcl    word ptr [di][2], 1  ;truly normalized
    rcl    word ptr [di][4], 1  ;for maximum
    rcl    word ptr [di][6], 1  ;precision
    jmp     norm_dvsr           ;this should normalize dvsr

norm_dvdnd:
    cmp     bl, 4h              ;bx still contains pointer
                                ;to dvsr
    jbe     chk_2
    add    cl, 10h              ;adjust for word
    jmp     ready_dvdnd

chk_2:
    cmp     bl, 2h
    jae     ready_dvdnd
    sub    cl, 10h              ;adjusting again for size
of shift

ready_dvdnd:
    lea    di, word ptr dvdnd
    or     cl, cl
    je     makedelta           ;no adjustment necessary
    or     cl, cl
    jns    do_dvdnd_right
    neg    cl
    sub    ch, ch
    jmp    do_dvdnd_left

do_dvdnd_right:
    shr    word ptr [di][6], 1  ;no error on underflow
    rcr    word ptr [di][4], 1  ;unless it becomes zero,
                                ;there may still be some
                                ;usable information

    rcr    word ptr [di][2], 1
    rcr    word ptr [di][0], 1
    loop   do_dvdnd_right      ;this should normalize dvsr
    sub    ax, ax
    or     ax, word ptr [di][6]
    or     ax, word ptr [di][4]

```

NUMERICAL METHODS

```

    or      ax, word ptr [di][2]
    or      ax, word ptr [di][0]
    jne     setup
    mov     di, word ptr quotient
    mov     cx, 4
rep     stosw
        jmp     divmul_exit           ;if it is now a zero, that
                                        ;is the result

do_dvdnd_left
    shl     word ptr [di][0], 1
    rcl     word ptr [di][2], 1
    rcl     word ptr [di][4], 1
    rcl     word ptr [di][6], 1
    jc      ovrflw                   ;significant bits shifted
                                        ;out, data unusable
    loop    do_dvdnd_left            ;this should normalize dvsr

setup:
    mov     si, di
    mov     di, word ptr quotient
    mov     cx, 4
rep     movsw                         ;put shifted dividend into
                                        ;quotient

makedelta:
                                        ;this could be done with
                                        ;a table
    lea     si, word ptr dvsr
    lea     di, word ptr delta
    mov     cx, 4
rep     movsw                         ;move normalized dvsr
                                        ;into delta

    not     word ptr delta[6]
    not     word ptr delta[4]
    not     word ptr delta[2]
    neg     word ptr delta           ;attempt to develop with
                                        ;2's comp

    jc      mloop
    add     word ptr delta[2], 1
    adc     word ptr delta[4], 0
    adc     word ptr delta[6], 0

mloop:
```

FXMATH.ASM

```
        invoke    mul64, delta, dvsr, addr temp

        lea      si, word ptr temp[8]
        lea      di, word ptr tmp
        mov      cx, 4
rep     movsw

        invoke    add64, tmp, dvsr, addr dvsr

        lea      di, word ptr divisor
        mov      si, word ptr quotient
        mov      cx, 4
rep     movsw
        invoke    mul64, delta, divisor, addr temp

        sub      ax, ax
        cmp      word ptr temp[6], 8000h           ;an attempt to round;
                                                ;please bear with me
        jb       no_round                         ;.5 or above rounds up
        add      word ptr temp[8], 1
        adc      word ptr temp[10], ax
        adc      word ptr temp[12], ax
        adc      word ptr temp[14], ax
no_round:

        lea      si, word ptr temp[8]
        lea      di, word ptr tmp                 ;double duty
        mov      cx, 4
rep     movsw
        invoke    add64, divisor, tmp, quotient

        dec      byte ptr lp
        je       divmul_exit
        jmp      makedelta                       ;six passes for 64 bits

ovrflw:
        sub      ax, ax
        not     ax
        mov      cx, 4
        mov      di, word ptr quotient
rep     stosw                                     ;make infinite answer
        jmp      divmul_exit

divmul_exit:
```


NUMERICAL METHODS

```
        popf
        ret
divmul endp
```

```
; *****
```

```
;divnewt- division by raphson-newton zero's approximation
```

```
divnewt      proc uses bx cx dx di si, dividend:qword, divisor:qword,
quotient:word

        local      temp[8]:word, proportion:qword, shift:byte, qtnt_adjust:byte,
lp:byte, tmp:qword, unity:qword

        cld                                ;upward

        sub        cx, cx
        mov        byte ptr lp, 3          ;should only take three
                                                ;passes

        mov        qtnt_adjust, cl
        or         cx, word ptr dividend[0]
        or         cx, word ptr dividend[2]
        or         cx, word ptr dividend[4]
        or         cx, word ptr dividend[6]
        je         ovrflw                  ;zero dividend

        sub        cx, cx
        or         cx, word ptr divisor[0]
        or         cx, word ptr divisor [2]
        or         cx, word ptr divisor[4]
        or         cx, word ptr divisor[6]
        je         ovrflw                  ;zero divisor

        sub        ax, ax
        mov        bx, 8

find_msb:    ;look for MSB of divisor
        lea        di, word ptr divisor
        dec        bx
        dec        bx
        cmp        word ptr [di][bx], ax   ;di is pointing at divisor
        je         find_msb
```

FXMATH.ASM

```
    mov     byte ptr qtnt_adjust, bl
    mov     ax, word ptr [di][bx]           ;get MSW
    sub     cx, cx                          ;save shifts here
    cmp     bx, 2h                          ;see if already normalized
    jb     shift_left
    ja     shift_right
    test    word ptr [di][bx], 8000h        ;normalized?
    jne    norm_dvsr                        ;it's already there

shift_left:
    dec     cx
    shl     ax, 1
    test    ah, 80h
    jne    save_shift
    jmp     shift_left                      ;count the number of shifts
                                           ;to normalize

shift_right:
    inc     cx
    shr     ax, 1
    or     ax, ax
    je     save_shift
    jmp     shift_right                    ;count the number of shifts
                                           ;to normalize

save_shift:
    mov     byte ptr shift, cl
    sub     ax, ax

shift_back:
    cmp     word ptr [di][6], ax           ;we will put radix point at
                                           ;word three

    je     norm_dvsr
    shr     word ptr [di][6], 1
    rcr     word ptr [di][4], 1
    rcr     word ptr [di][2], 1
    rcr     word ptr [di][0], 1
    jmp     shift_back

norm_dvsr:
    test    word ptr [di][4], 8000h
    jne    make_first
    shl     word ptr [di][0], 1           ;the divisor
    rcl     word ptr [di][2], 1           ;truly normalized
```

NUMERICAL METHODS

```
        rcl          word ptr [di][4], 1          ;for maximum
        jmp          norm_dvsr                   ;this should normalize
                                                ;divisor

make_first:
        mov          dx, 1000h
        sub          ax, ax
        mov          bx, word ptr [di][4]        ;first approximation;
                                                ;could come from a table

        div          bx
        sub          dx, dx                      ;keep only the four
                                                ;least bits

        mov          cx, 4
correct_dvsr:
        shl          ax, 1                      ;don't want to waste time
                                                ;with a big shift when a
                                                ;little one will suffice

        rcl          dx, 1
        loop        correct_dvsr
        mov          word ptr divisor[4], ax
        mov          word ptr divisor[6], dx
        sub          cx, cx
        mov          word ptr divisor[2], cx
        mov          word ptr divisor[0], cx
        shr          dx, 1                      ;don't want to waste time
                                                ;with a big shift when a
                                                ;little one will suffice

        rcr          ax, 1
        mul          bx                          ;reconstruct for first
                                                ;attempt

        shl          ax, 1                      ;don't want to waste time
                                                ;with a big shift when a
                                                ;little one will suffice

        rcl          dx, 1
        mov          word ptr unity[4], dx
        sub          cx, cx
        mov          word ptr unity[6], cx
        mov          word ptr unity[2], cx
        mov          word ptr unity, cx

makeproportion:
                                                ;this could be done with
                                                ;a table

        mov          word ptr proportion[4], dx
        sub          ax, ax
```

FXMATH.ASM

```
    mov     word ptr proportion[6], ax
    mov     word ptr proportion[2], ax
    mov     word ptr proportion, ax

invert_proportion:
    not     word ptr proportion[6]
    not     word ptr proportion[4]
    not     word ptr proportion[2]
    neg     word ptr proportion           ;attempt to develop with
                                         ;two's complement

    jc     mloop
    add     word ptr proportion[2], 1
    adc     word ptr proportion[4], 0
    adc     word ptr proportion[6], 0

mloop:
    and     word ptr proportion[6], 1
    invoke  mul64, proportion, divisor, addr temp

    lea    si, word ptr temp[6]
    lea    di, word ptr divisor
    mov    cx, 4
    movsw

    invoke  mul64, proportion, unity, addr temp

    lea    si, word ptr temp[6]
    lea    di, word ptr unity
    mov    cx, 4
    movsw

    lea    si, word ptr temp[6]
    lea    di, word ptr proportion
    mov    cx, 4
    movsw

    dec    byte ptr lp
    je     div_newt_shift
    jmp    invert_proportion           ;six passes for 64 bits

ovrflw:
    sub    ax, ax
    not    ax
    mov    cx, 4
```

NUMERICAL METHODS

```
        mov        di, word ptr quotient
rep     stosw                    ;make infinite answer
        jmp        divnewt_exit

divnewt_shift:
        lea        di, word ptr divisor
        mov        cl, byte ptr shift          ;get shift count
        or         cl, cl
        js         qtnt_left                  ;positive, shift left
qtnt_right:
        mov        ch, 10h
        sub        ch, cl
        mov        cl, ch
        sub        ch, cl
        jmp        qtlft

qtnt_left:
        neg        cl
        sub        ch, ch
        add        cl, 10h                    ;we want to take it to
                                                ;the msb

qtlft:
        shl        word ptr [di][0], 1
        rcl        word ptr [di][2], 1
        rcl        word ptr [di][4], 1
        rcl        word ptr [di][6], 1
        loop       qtlft

divnewt_mult:                                ;multiply reciprocal
times dividend
        sub        ax, ax                    ;see that temp is clear
        mov        cx, 8
        lea        di, word ptr temp
rep     stosw

        invoke     mul64, dividend, divisor, addrtemp
        mov        bx, 4                    ;adjust for magnitude of
                                                ;result

        add        bl, byte ptr qtnt_adjust
        mov        di, word ptr quotient
        lea        si, word ptr temp
        add        si, bx
```

FXMATH.ASM

```
        cmp     bl, 0ah
        jae     write_zero
        mov     cx, 4
rep     movsw
        jmp     divnewt_exit

write_zero:
        mov     cx, 3
rep     movsw
        sub     ax, ax
        stosw
divnewt_exit:
        popf
        ret
divnewt     endp
;
        end
```


APPENDIX D

FPMATH.ASM

```
.DOSSEG
.MODEL small, c, os_dos

include math.inc
;
; .data
;
; .code

;
; *****
;does a single-precision fabs

;
fp_intrnd proc uses si di, fp0:dword, fp1:word

    local flp0:qword, result:qword

    pushf
    cld
    xor ax,ax
    lea di,word ptr flp0
    mov cx,4
rep stosw

    lea si,word ptr fp0
    lea di,word ptr flp0[2]
    mov cx,2
rep movsw

    invoke intrnd, flp0, addr result

    mov ax, word ptr result[2]
```


NUMERICAL METHODS

```
        mov     dx, word ptr result[4]
        mov     di, word ptr fpl
        mov     word ptr [di], ax
        mov     word ptr [di][2], dx

        popf
        ret
fp_intrnd endp

; *****
; intrnd is useful for the transcendental functions
; it rounds to the nearest integer according to the following logic:
; intrnd(x) = if((x-floor(x)) <.5) floor(x);
;           else ceil(x);
intrnd   proc uses bx dx di si, fp:qword, rptr:word

        local   temp0:qword, temp1:qword, sign:byte

        pushf
        cld
        sub     ax, ax
        mov     cx, 4
        lea     di, word ptr temp0
rep      stosw
        mov     cx, 4
        lea     di, word ptr temp1
rep      stosw
        mov     di, word ptr rptr
        mov     cx, 4
rep      stosw

        invoke  flr, fp, addr temp0
        invoke  flsub, fp, temp0, addr temp1
        and     word ptr temp1[4], 7fffh;cheap fabs
        invoke  flcomp,temp1, one_half

        cmp     ax, 1
        jne    intrnd_exit

do_ceil:
        invoke  flceil, fp, addr temp0
```

FPMATH.ASM

```
intrnd_exit:
    mov     ax, word ptr temp0[2]
    mov     dx, word ptr temp0[4]
    mov     di, word ptr rptr
    mov     word ptr [di][2], ax
    mov     word ptr [di][4], dx
    popf
    ret
intrnd     endp

;
;*****
;implements floor function
;by calling flr
;
fp_floor proc    uses    si di, fp0:dword, fp1:word

    local      flp0:qword, result:qword

    pushf
    cld
    xor     ax,ax
    lea    di,word ptr flp0
    mov     cx,4
rep     stosw

    lea    si,word ptr fp0
    lea    di,word ptr flp0[2]
    mov     cx,2
rep     movsw

    invoke  flr, flp0, addr result

    mov     ax, word ptr result[2]
    mov     dx, word ptr result[4]
    mov     di, word ptr fp1
    mov     word ptr [di], ax
    mov     word ptr [di][2], dx

    popf
    ret
```

NUMERICAL METHODS

```
fp_floor endp

; *****
; implements ceil function
; by calling flceil
;
fp_ceil proc      uses  si di, fp0:dword, fp1:word

    local        flp0:qword, result:qword

    pushf
    cld
    xor          ax,ax
    lea         di,word ptr flp0
    mov         cx,4
rep   stosw

    lea         si,word ptr fp0
    lea         di,word ptr flp0[2]
    mov         cx,2
rep   movsw

    invoke      flceil, flp0, addr result

    mov         ax, word ptr result[2]
    mov         dx, word ptr result[4]
    mov         di, word ptr fp1
    mov         word ptr [di], ax
    mov         word ptr [di][2], dx

    popf
    ret
fp_ceil endp

; *****
; floor greatest integer less than or equal to x
; single precision

flr   proc      uses  bx dx di si, fp:qword, rptr:word
```

FPMATH.ASM

```
local      shift:byte

mov        di, word ptr rptr
mov        bx, wordptr fp[0]                ;get float with extended
                                                ;precision

mov        ax, word ptr fp[2]
mov        dx, word ptr fp[4]
mov        cx, dx
and        cx, 7f80h                       ;get rid of sign and mantissa
                                                ;portion

shl        cx, 1
mov        cl, ch
sub        ch, ch
sub        cl, 7eh                         ;subtract bias (-1) from
                                                ;exponent

jbe        leave_with_zero
mov        ch, 40
sub        ch, cl                           ;is it greater than the
                                                ;mantissa portion?

jb         already_floor                   ;there is no fractional part
mov        byte ptr shift, ch
mov        cl, ch
sub        ch, ch

fix:
shr        dx, 1                           ;shift the number the amount
                                                ;of times
                                                ;indicated in the exponent

rcr        ax, 1
rcr        bx, 1
loop       fix                             ;position as fixed point

mov        cl, byte ptr shift
re_position:
shl        bx, 1
rcl        ax, 1
rcl        dx, 1
loop       re_position

already_floor:
mov        word ptr [di][4], dx
mov        word ptr [di][2], ax
mov        word ptr [di][0], bx
sub        ax, ax
```

NUMERICAL METHODS

```
        mov        word ptr [di][6], ax

fir_exit:
        ret
leave_with_one:
        lea        si, word ptr one
        mov        di, word ptr rptr
        mov        cx, 4
rep     movsw
        jmp        fir_exit

leave_with_zero:
        sub        ax, ax
        mov        cx, 4
        mov        di, word ptr rptr
rep     stosw
        jmp        short fir_exit

flr     endp

;
; *****
; flceil least integer greater than or equal to x
; single precision
;
;
flceil  proc uses bx dx di si, fp:qword, rptr:word
        local      shift:byte

        mov        di, word ptr rptr
        mov        bx, word ptr fp[0]                ;get float with extended
                                                ;precision

        mov        ax, word ptr fp[2]
        mov        dx, word ptr fp[4]
        sub        cx, cx
        or         cx, bx
        or         cx, ax
        or         cx, dx
        je         leave_with_zero;this is a zero
        mov        cx, dx
        and        cx, 7f80hq                        ;get rid of sign and mantissa
                                                ;portion

        shl        cx, 1
        mov        cl, ch
```

FPMATH.ASM

```
    sub     ch, ch
    sub     cl, 7eh                ;subtract bias (-1) from
                                   ;exponent

    jbe     leave_with_one
    mov     ch, 40
    sub     ch, cl                ;is it greater than the
                                   ;mantissa portion?

    jb      already_ceil         ;there is no fractional part
    mov     byte ptr shift, ch
    mov     cl, ch
    sub     ch, ch

fix:
    shr     dx, 1                ;shift the number the amount
                                   ;of times indicated in the
                                   ;exponent

    rcr     ax, 1
    rcr     bx, 1
    rcr     word ptr [di][6], 1  ;put guard digits in MSW of
                                   ;data type

    loop    fix                  ;position as fixedpoint

    cmp     word ptr [di][6], 0h
    je      not_quite_enough
    add     bx, 1                ;roundup
    adc     ax, 0
    adc     dx, 0

not_quite_enough:
    mov     cl, byte ptr shift
re_position:
    shl     bx, 1
    rcl     ax, 1
    rcl     dx, 1
    loop    re_position

already_ceil:
    mov     word ptr [di][4], dx
    mov     word ptr [di][2], ax
    mov     word ptr [di][0], bx
    sub     ax, ax
    mov     word ptr [di][6], ax

ceil-exit:
    ret
```

NUMERICAL METHODS

```
        ret

leave_with_one:
    lea    si, word ptr one
    mov    di, word ptr rptr
    mov    cx, 4
rep     movsw
    jmp    ceil_exit

leave_with_zero:
    sub    ax, ax
    mov    cx, 4
    mov    di, word ptr rptr
rep     stosw
    jmp    short ceil_exit

; *****

round proc    uses bx dx di, fp:qword, rptr:word

    mov    ax, word ptr fp[0]
    mov    bx, word ptr fp[2]
    mov    dx, word ptr fp[4]
    cmp    ax, 8000h
    jb     round_ex                ;less than half
    jne    needs_rounding
    test   bx, 1
    je     round_ex
    jmp    short needs_rounding

    xor    bx, 1                    ;round to even if odd
                                        ;and odd if even
;    or    bx, 1                    ;round down if odd and up if
                                        ;even

    jmp    round_ex
needs_rounding:
    and    dx, 7fh
    add    bx, 1h
    adc    dx, 0
    test   dx, 80h                ;if this is a one, there will
                                        ;be an
    je     renorm                  ;overflow
    mov    ax, word ptr fp[4]
```

FPMATH.ASM

```
        and     ax,0ff80h           ;get exponent and sign
        add     ax,80h             ;kick it up one
        jo     over_flow
        or     dx,ax
        jmp    short round_ex
renorm:
        mov     ax,word ptr fp[4]
        and     ax,0ff80h           ;get exponent and sign
        or     dx,ax
round_ex:
        sub     ax, ax
round_exl:
        mov     di,word ptr rptr
        mov     word ptr [di][0],ax
        mov     word ptr [di][2],bx
        mov     word ptr [di][4],dx
        sub     ax, ax
        mov     word ptr [di][6], ax
        ret

over_flow:
        xor     ax,ax
        mov     bx,ax               ;return a quiet NAN if
                                   ;overflow
        not     ax
        mov     dx,ax
        xor     dx, 7FH
        jmp    short round_exl
round endp

;
; *****
;does a single-precision fabs
;
fp_abs  proc uses  si di, fp0:dword, fp1:word

        local   flp0:qword, result:qword

        xor     ax,ax
        lea    di,word ptr flp0
        mov     cx,4
rep     stosw
```


NUMERICAL METHODS

```
        lea        si,word ptr fp0
        lea        di,word ptr flp0[2]
        mov        cx,2
rep     movsw

        invoke     flabs, flp0, addr result

        mov        ax, word ptr result[2]
        mov        dx, word ptr result[4]
        mov        di, word ptr flp1
        mov        word ptr [di], ax
        mov        word ptr [di][2], dx

        ret
fp_absendp

; *****
; extended-precision absolute value (fabs)
;

flabs proc uses bx cx dx si di, fp0:qword, result:word

        mov        di, word ptr result
        mov        ax, word ptr fp0
        mov        word ptr [di], ax
        mov        ax, word ptr fp0[2]
        mov        word ptr [di][2], ax
        mov        ax, word ptr fp0[4]
        and        ax, 7fffh        ;strip sign, make positive
        mov        word ptr [di] [4], ax
        ret
flabs endp

;
; *****
;does a floating-point compare
;returns with answer in ax
fp_comp        proc uses  si di,
                                fp0:dword, flp1:dword

        local      flp0:qword, flp1:qword
```

FPMATH.ASM

```
        xor     ax,ax
        lea    di,word ptr flp0
        mov    cx,4
rep     stosw

        lea    di,word ptr flp1
        mov    cx,4
rep     stosw

        lea    si,word ptr fp0
        lea    di,word ptr flp0[2]
        mov    cx,2
rep     movsw

        lea    si,word ptr fp1
        lea    di,word ptr flp1[2]
        mov    cx,2
rep     movsw

        invoke flcomp, flp0, flp1

        ret
fp_camp     endp

; ***
; internal routine for comparison of floating-point values

;
flcomp     proc uses  cx si di,
                                     fp0:qword, fpl:qword

        pushf
        std

        lea    si,word ptr fp0[4]
        lea    di,word ptr fp1[4]
        test   word ptr fp0[4],8000h           ;is the first positive.
        je     plus_l                          ;yes
        test   word ptr fp1[4],8000h
        je     second_gtr                      ;second not negative, there
                                                ;fore greater

        xchg   di,si
```

NUMERICAL METHODS

```
compare:
    mov     cx,3
repe  cmpsw
    ja     first_gtr
    jb     second_gtr
    jmp    short both-same
;
plus_1:
    test   word ptr fpl[4],8000h
    je     compare
    jmp    first_gtr
;
second_gtr:
    mov    ax,-1
    jmp    short fpcmp_ex
first_gtr:
    mov    ax,1
    jmp    short fpcmp_ex
both-same:
    sub    ax,ax
fpcmp_ex:
    popf
    ret
flcompendp

;
; *****
;
fp_sub  proc uses si di,
                                fp0:dword, fpl:dword, rp0:word

    local    flp0:qword, flp1:qword, result:qword

    pushf
    cld
    xor     ax,ax
    lea    di,word ptr result
    mov    cx,4
rep     stosw

    lea    di,word ptr flp0
    mov    cx,4
rep     stosw
```

FPMATH.ASM

```

        lea    di,word ptr flp1
        mov    cx,4
rep     stosw

        lea    si,word ptr fp0
        lea    di,word ptr flp0[2]
        mov    cx,2
rep     movsw

        lea    si,word ptr fp1
        lea    di,word ptr flp1[2]
        mov    cx,2
rep     movsw

        invoke flsub, flp0, flp1, addr result
                                           ;pass pointer to called
                                           ;routine

        invoke round, result, addr result

        lea    si,word ptr result[2]
        mov    di,rptr
        mov    cx,2
        movsw
        popf
        ret
fp_sub  endp

;
; ***
;internal
;
;
flsub proc uses bx cx dx si di,
           fp0:qword, fp1:qword, rptr:word

        xor    word ptr fp1[4],8000h           ;complement sign bit

        invoke fladd, fp0, fp1, rptr         ;pass pointer to called
                                           ;routine

        ret
flsub  endp

```

NUMERICAL METHODS

```
;*****  
  
fp_add    proc uses bx cx dx si di,  
          fp0:dword, fpl:dword, rptr:word  
  
          local    flp0:qword, flp1:qword, result:qword  
  
          pushf  
          cld  
          xor     ax,ax  
          lea    di,word ptr result  
          mov     cx,4  
          rep   stosw  
  
          lea    di,word ptr flp0  
          mov     cx,4  
          rep   stosw  
  
          lea    di,word ptr flp1  
          mov     cx,4  
          rep   stosw  
  
          lea    si,word ptr fp0  
          lea    di,word ptr flp0[2]  
          mov     cx,2  
          rep   movsw  
  
          lea    si,word ptr fpl  
          lea    di,word ptr flp1[2]  
          mov     cx,2  
          rep   movsw  
  
          invoke fladd, flp0, flp1, addr result  
  
          invoke round, result, addr result  
  
          lea    si,word ptr result [2]  
          mov     di,rptr  
          mov     cx,2  
          movsw  
          popf  
          ret  
fp_addendp
```

FPMATH.ASM

```
;***
;internal

fladd proc      uses bx cx dx si di,
                fp0:qword, fp1:qword, rptr:word

                local   opa:qword, opb:qword, signa:byte,
                        signb:byte, exponent:byte, sign:byte,
                        flag:byte, diff:byte, sign0:byte, sign1:byte,
                        exp0:byte,  expl:byte

                pushf
                std
;decrement

                xor     ax,ax
;clear appropriate variables
                lea    di,word ptr opa[6]           ;larger operand
                mov    cx,4
rep            stosw  word ptr [di]
                lea    di,word ptr opb[6]           ;smaller operand
                mov    cx,4
rep            stosw  word ptr [di]
                mov    byte ptr sign0, al
                mov    byte ptr sign1, al
                mov    byte ptr flag,al
                mov    byte ptr sign,al           ;clear sign

chk_fp0:
                sub    bx, bx                       ;check for zero
                mov    ax, word ptr fp0[4]
                and    ax, 7fffh
                cmp    ax, bx
                jne    chk_fpl
                mov    ax, word ptr fp0[2]
                cmp    ax, bx
                jne    chk_fpl
                mov    ax, word ptr fp0
                cmp    ax, bx
                jne    chk_fpl
```

NUMERICAL METHODS

```
        lea        si,word ptr fp1[6]           ;return other addend
        jmp        short leave_with_other

chk_fp1:
        mov        ax, word ptr fp1[4]         ;check for zero
        and        ax, 7ffh
        cmp        ax, bx
        jne        do_add
        mov        ax, word ptr fp1[2]
        cmp        ax, bx
        jne        do_add
        mov        ax, word ptr fp1
        cmp        ax, bx
        jne        do_add
        lea        si,word ptr fp0[6]         ;return other addend

;*****
leave_with_other:
        mov        di,word ptr rptr;one of the operands was zero
        add        di,6                       ;the other operand is the
                                                ;only
        mov        cx,4                       ;answer
rep     movsw
        jmp        fp_addex
;*****

do_add:
        lea        si,word ptr fp0
        lea        bx,word ptr fp1

        mov        ax,word ptr [si][4]       ;fp0
        shl        ax,;                       ;dump the sign
        rcl        byte ptr sign0, 1         ;collect the sign
        mov        byte ptr exp0, ah        ;get the exponent

        mov        dx,word ptr [bx][4]       ;fp1
        shl        dx,1                       ;get sign
        rcl        byte ptr sign1, 1
        mov        byte ptr exp1, dh        ;and the exponent
        sub        ah, dh

        mov        byte ptr diff, ah        ;and now the difference

restore-missing-bit:                       ;set up operands
```

FPMATH.ASM

```

    and     word ptr fp0[4], 7fh
    or      word ptr fp0[4], 80h

    mov     ax, word ptr fp1
    mov     bx, word ptr fp1[2]
    mov     dx, word ptr fp1[4]
    and     dx,7fh
    or      dx,80h
    mov     word ptr fp1[4], dx

find_largest:
    cmp     byte ptr diff,0
    je      cmp_rest
    test    byte ptr diff,80h           ;test fornegative
    je      numa_bigger
    jmp     short numb_bigger

cmp_rest:
    cmp     dx, word ptr fp0[4]
    ja     numb_bigger
    jb     numa_bigger

    cmp     bx, word ptr fp0[2]
    ja     numb_bigger
    jb     numa_bigger

    cmp     ax, word ptr fp0[0]
    jb     numa_bigger

numb_bigger:
    sub     ax, ax
    mov     al,byte ptr diff
    neg     al
    mov     byte ptr diff,al           ;save difference
    cmp     al,40                       ;do range test
    jna     in_range

;*****
    lea     si, word ptr fp1[6]         ;this is an exit!!!!
leave-with-largest:
    mov     di, word ptr rptr           ;this is a range error
    add     di,6                         ;operands will not line up
    mov     cx,4                         ;for a valid addition
    ;leave with largest operand
    ;that is where the signifi
```


NUMERICAL METHODS

```

;cancel
rep   movsw                               ;is anyway
      jmp      fp_addex
range_errora:
      lea     si,word ptr fp0[6]
      jmp     short leave_with_largest
;*****

in_range:
      mov     al,byte ptr expl
      mov     byte ptr exponent,al        ;save exponent of largest
                                           ;value

      mov     al, byte ptr sign0
      mov     byte ptr signb, al
      mov     al, byte ptr sign1
      mov     signa, al

      lea     si, word ptr fpl[6]        ;load opa with largest
                                           ;operand

      lea     di, word, ptr opa [6]
      mov     cx, 4
rep   movsw

signb_positive:
      lea     si, word ptr fp0[4]        ;set to load opb
      jmp     shift_into_position

numa_bigger:
      sub     ax, ax
      mov     al,byte ptr diff
      cmp     al,40
      jae     range_errora              ;do range test

      mov     al,byte ptr exp0
      mov     byte ptr exponent,al        ;save exponent of largest
                                           ;value

      mov     al, byte ptr sign1
      mov     byte ptr signb, al
      mov     al, byte ptr sign0
      mov     byte ptr signa, al

      lea     si, word ptr fp0[6]        ;load opa with largest
```

FPMATH.ASM

```

                                ;operand
    lea    di, word ptr opa[6]
    mov    cx,4
rep  movsw

    lea    si, word ptr fp1[4]    ;set to load opb

shift_into_position:           ;align operands
    xor    ax,ax
    mov    bx,4
    mov    cl,3
    mov    ah,byte ptr diff
    shr    ax,cl                ;ah contains # of bytes, al #
                                ;of bits
    mov    cx,5h
    shr    al,cl

    sub    bl,ah                ;reset pointer below initial
                                ;zeros

    lea    di,byte ptr opb
    add    di,bx

    mov    cx,bx
    inc    cx

load_operand:
    movsb
    loop   load_operand

    mov    cl,al
    xor    ch,ch
    or     cx,cx
    je     end_shift

shift_operand:
    shr    word ptr opb[6],1
    rcr    word ptr opb[4],1
    rcr    word ptr opb[2],1
    rcr    word ptr opb[0],1
    loop   shift_operand

end_shift:
    mov    al, byte ptr signa
    cmp    al, byte ptr signb
    je     just_add
```

NUMERICAL METHODS

```

;signs alike

opb_negative:
;signs disagree
    not     word ptr opb[6];do2's complement
    not     word ptr opb[4]
    not     word ptr opb[2]
    neg     word ptr opb[0]
    jc      just_add
    add     word ptr opb[2],1
    adc     word ptr opb[4],0
    adc     word ptr opb[6],0
    jmp     just_add

just_add:
    invoke  add64, opa, opb, rptr

handle_sign:
    mov     si, word ptr rptr
    mov     dx, word ptr [si][4]
    mov     bx, word ptr [si][2]
    mov     ax, word ptr [si][0]

norm:
    sub     cx, cx
    cmp     ax, cx
    jne     not_zero
    cmp     bx, cx
    jne     not-zero
    cmp     dx, cx
    jne     not_zero
    jmp     write_result ;exit with a zero

not_zero:
    mov     cx, 64
    cmp     dx, 0h
    je     rotate_result_left
    cmp     dh, 00h
    jne     rotate_result_right
    test    dl, 80h
    je     rotate_result_left
    jmp     short done_rotate

rotate_result_right:
```

FPMATH.ASM

```

    shr     dx,1
    rcr     bx,1
    rcr     ax,1
    inc     byte ptr exponent           ;decrement exponent with each
                                        ;shift

    test    dx,0ff00h
    je      done_rotate
    loop    rotate_result_right
rotate_result_left:
    shl     ax,1
    rcl     bx,1
    rcl     dx,1
    dec     byte ptr exponent           ;decrement exponent with each
                                        ;shift

    test    dx,80h
    jne     done_rotate
    loop    rotate_result_left
done_rotate:
    and     dx,7fh
    shl     dx, 1
    or      dh, byte ptr exponent       ;insert exponent
    shr     dx, 1
    mov     cl, byte ptr sign           ;sign of the result of the
                                        ;operation

    or      cl, cl
    je      fix_sign
    or      dx,8000h
fix_sign:
    mov     cl,byte ptr signa           ;sign of the larger operand
    or      cl, cl
    je      write_result
    or      dx,8000h                   ;negative
write_result:
    mov     di,word ptr rptr
    mov     word ptr [di],ax
    mov     word ptr [di][2],bx
    mov     word ptr [di][4],dx
    sub     ax,ax
    mov     word ptr [di][6],ax
fp_addex:
    popf
    ret
fladd endp

```

NUMERICAL METHODS

```
;*****  
  
;   
fp_div    proc c    uses si di,          fp0:dword, fp1:dword, rptr:word  
  
            local    flp0:qword, flp1:qword, result:qword  
  
            pushf  
            cld  
            xor     ax,ax  
            lea    di,word ptr result  
            mov     cx,4  
            rep stosw  
  
            lea    di,word ptr flp0  
            mov     cx,4  
            rep stosw  
  
            lea    di,word ptr flp1  
            mov     cx,4  
            rep stosw  
  
            lea    si,word ptr fp0  
            lea    di,word ptr flp0[2]  
            mov     cx,2  
            rep movsw  
  
            lea    si,word ptr fp1  
            lea    di,word ptr flp1[2]  
            mov     cx,2  
            rep movsw  
  
            invoke fldiv, flp0, flp1, addr result    ;pass pointer to called  
                                                    ;routine  
  
            invoke round, result, addr result  
  
            lea    si,word ptr result[2]  
            mov     di,rptr  
            mov     cx,2  
            movsw
```

FPMATH.ASM

```
        popf
        ret
fp_div  endp
```

```
; ***
```

```
;
fldiv proc    C  uses bx cx dx si di,
              fp0:qword, fp1:qword, rptr:word

        local  qtnt:qword, sign:byte, exponent:byte, rmndr:qword

        pushf
        std
        xor    ax,ax

        mov    byte ptr sign, al           ;begin error and situation
                                                ;checking
        lea    si,word ptr fp0           ;name a pointer to each fp
        lea    bx,word ptr fp1

        mov    ax,word ptr [si][4]
        shl   ax,1
        and   ax,0ff00h                   ;check for zero
        jne   chk_b
        jmp   return_infinite;infinity
chk_b:
        mov    dx,word ptr [bx][4]
        shl   dx,1
        and   dx,0ff00h
        jne   b_notz
        jmp   divide_b_zero               ;infinity, divide by zero is
                                                ;undefined
b_notz:
        cmp   dx,0ff00h
        jne   check_identity
        jmp   make_zero                   ;divisor is infinite
check-identity:
        mov   di,bx
        add   di,4                         ;will decrement selves
```

NUMERICAL METHODS

```

        add     si,4
        mov     cx,3
repe    cmpsw
        jne     not-same           ;these guys are the same
        mov     ax,word ptr dgt[8];return a one
        mov     bx,word ptr dgt[10]
        mov     dx,word ptr dgt[12]
        mov     di,word ptr rptr
        mov     word ptr [di],ax
        mov     word ptr [di][2],bx
        mov     word ptr [di][4],dx
        sub     ax,ax
        mov     word ptr [di][6],ax
        jmp     fldivex
not_same:
        lea     si,word ptr fp0    ;get exponents
        lea     bx,word ptr fp1    ;reset pointers

        sub     ah,dh              ;add exponents
        add     ah,77h             ;subtract bias minus two
        ;digits
        mov     byte ptr exponent,ah ;save exponent
        mov     dx, word ptr [si][4] ;check sign
        or     dx, dx
        jns     a_plus
        not     byte ptr sign
a_plus:
        mov     dx,word ptr [bx][4]
        or     dx, dx
        jns     restore_missing_bit
        not     byte ptr sign
restore-missing-bit:
        ;line up operands for division
        ;sion

        and     word ptr fp0[4], 7fh
        or     word ptr fp0[4],80h

        mov     dx, word ptr fp1[4]
        and     dx, 7fh
        or     dx, 80h
        cmp     dx, word ptr fp0[4] ;see if divisor is greater
        ;than

        ja     store_dvsr
        inc     byte ptr exponent
        shr     word ptr fp0[4], 1

```

FPMATH.ASM

```
        rcr      word ptr fp0[2], 1
        rcr      word ptr fp0[0], 1
store_dvsr:
        mov      word ptr fp1[4], dx

divide:
        invoke   div64, fp0, fp1, addr fp0
        mov      dx, word ptr fp0[2]
        mov      bx, word ptr fp0[0]
        sub      ax, ax

        sub      cx, cx
        cmp      ax, cx
        jne      not_zero
        cmp      bx, cx
        jne      not-zero
        cmp      dx, cx
        jne      not_zero
        jmp      fix_sign                ;exit with a zero
not_zero:
        mov      cx, 64
        cmp      dx, 0h
        je       rotate_result_left
        cmp      dh, 00h
        jne      rotate_result_right
        test     dl, 80h
        je       rotate_result_left
        jmp      short done_rotate
rotate_result_right:
        shr      dx, 1
        rcr      bx, 1
        rcr      ax, 1
        test     dx, 0ff00h
        je       done_rotate
        inc      byte ptr exponent      ;decrement exponent with each
                                        ;shift
        loop     rotate_result_right
rotate_result_left:
        shl      word ptr qtnt, 1
        rcl      ax, 1
        rcl      bx, 1
        rcl      dx, 1
        test     dx, 80h
```


NUMERICAL METHODS

```

        jne     done_rotate
        dec     byte ptr exponent           ;decrement exponent with each
                                           ;shift
        loop   rotate_result_left
done_rotate:
        and     dx,7fh
        shl     dx,1
        or      dh, byte ptr exponent     ;insert exponent
        shr     dx,1
        mov     cl,byte ptr sign
        or      cl,cl
        je      fix_sign
        or      dx,8000h
fix_sign:
        mov     di,word ptr rptr
        mov     word ptr [di],ax
        mov     word ptr [di][2],bx
        mov     word ptr [di][4],dx
        sub     ax,ax
        mov     word ptr [di][6],ax
fldivex:
        popf
        ret

return_infinite:
        sub     ax, ax
        mov     bx, ax
        not     ax
        mov     dx, ax
        and     dx, 0f80h                 ;infinity
        jmp     short fix_sign
divide_by_zero:
        sub     ax,ax
        not     ax
        jmp     short finish-error

make_zero:
        xor     ax,ax
                                           ;positive zero

finish-error:
        mov     di,word ptr rptr
        add     di,6
        mov     cx,4
rep     stos   word ptr [di]
```

FPMATH.ASM

```
        jmp          short fldivex
fldiv endp

:
; *****
:
fp_mul  proc c      uses si di,
                                fp0:dword, fp1:dword, rptr:word

        local      flp0:qword, flp1:qword, result:qword

        pushf
        cld
        xor        ax,ax
        lea        di,word ptr result
        mov        cx,4
rep     stosw

        lea        di,word ptr flp0
        mov        cx, 4
rep     stosw

        lea        di,word ptr flp1
        mov        cx, 4
rep     stosw

        lea        si,word ptr fp0
        lea        di,word ptr flp0[2]
        mov        cx, 2
rep     movsw

        lea        si,word ptr fp1
        lea        di,word ptr flp1[2]
        mov        cx,2
rep     movsw

        invoke     flmul, flp0, flp1, addr result ;pass pointer to called
                                                ;routine

        invoke     round, result, addr result

        lea        si,word ptr result [2]
        mov        di,rptr
```

NUMERICAL METHODS

```
        mov        cx,2
rep     movsw
        popf
        ret
fp_mul   endp
;
;***
;
;

flmul   proc      C uses bx cx dx si di,
                    fp0:gword, fp1:gword, rptr:word

        local     result[6]:word,sign:byte,  exponent:byte

        pushf
        std
        sub      ax,ax
        mov      byte ptr sign,al
        lea     di,word ptr result[10]
        mov     cx,6
rep     stosw

        lea     si,word ptr fp0                ;name a pointer to each fp
        lea     bx,word ptr fp1
        mov     ax,word ptr [si][4]
        shl    ax,1
        and    ax,0ff00h                      ;check for zero
        jne   is_a_inf
        jmp   make_zero                       ;zero exponent
is_a_inf:
        cmp    ax,0ff00h
        jne   is_b_zero
        jmp   return_infinite                ;multiplicand is infinite
is_b_zero:
        mov    dx,word ptr [bx][4]
        shl   dx,1
        and   dx,0ff00h                      ;check for zero
        jnz   is_b_inf
        jmp   make_zero                       ;zero exponent
is_b_inf:
        cmp    dx,0ff00h
        jne   get_exp
```

FPMATH.ASM

```
        jmp         return-infinite           ;multiplicand is infinite
;
get_exp:
        sub         ah, 77h
        add         ah, dh                   ;add exponents
        mov         byte ptr exponent,ah     ;save exponent

        mov         dx,word ptr [si][4]
        or          dx, dx
        jns         a_plus
        not         byte ptr sign
a_plus:
        mov         dx,word ptr [bx][4]
        or          dx, dx
        jns         restore_missing_bit
        not         byte ptr sign

restore_missing_bit:
        and         word ptr fp0[4], 7fh     ;remove the sign and exponent
        or          word ptr fp0[4], 80h     ;and restore the hidden bit
        and         word ptr fp1[4], 7fh
        or          word ptr fp1[4], 80h

        invoke     mul64a, fp0, fp1, addr result ;multiply

        mov         dx,word ptr result [10]
        mov         bx,word ptr result[8]
        mov         ax,word ptr result[6]

        sub         cx,cx
        cmp         word ptr result[4], cx
        jne        not_zero
        cmp         ax,cx
        jne        not_zero
        cmp         bx,cx
        jne        not_zero
        cne        dx,cx
        jne        not_zero
        jmp         fix_sign                 ;exit with a zero
not_zero:
        mov         cx,64
        cmp         dx,0h
        je         rotate_result_left
        cmp         dh,00h
```

NUMERICAL METHODS

```
        jne      rotate_result_right
        test    dl,80h
        je      rotate_result_left
        jmp     short done_rotate
rotate_result_right:
        shr     dx,1
        rcr     bx,1
        rcr     ax,1
        test   dx,0ff00h
        je     done_rotate
        inc     byte ptr exponent           ;decrement exponent with each
                                           ;shift
        loop    rotate_result_right
rotate_result_left:
        shl     word ptr result[2], 1
        rcl     word ptr result[4], 1
        rcl     ax,1
        rcl     bx,1
        rcl     dx,1
        test   dx,80h
        jne    done_rotate
        dec     byte ptr exponent           ;decrement exponent with each
                                           ;shift
        loop    rotate_result_left
done_rotate:
        and     dx,7fh
        shl     dx, 1
        or      dh, byte ptr exponent     ;insert exponent
        shr     dx, 1
        mov     cl,byte ptr sign
        or      cl,cl
        je     fix_sign
        or      dx,8000h
fix_sign:
        mov     di,word ptr rptr
        mov     word ptr [di], ax
        mov     word ptr [di][2], bx
        mov     word ptr [di][4], dx
        sub     ax, ax
        mov     word ptr [di][6], ax
fp_muxex:
        popf
        ret
:
```

FPMATH.ASM

```
return_infinite:
    sub     ax, ax
    mov     bx, ax
    not     ax
    mov     dx, ax
    and     fix,0f80h           ;infinity
    jmp     short fix_sign

make_zero:
    xor     ax,ax
finish_error:
    mov     di, word ptr rptr
    add     di, 6
    mov     cx, 4
rep   stos word ptr [di]
    jmp     short fp_muxex
flmul   endp

;*****
; cylinder- finds the volume of a cylinder using the floatingpoint rou-
;                                     ;tines in this module.
;
;                                     volume = pi * r * r * h
;
; .data
pi     qword 404956c10000H
; .code
;
cylinder proc uses bx cx dx si di,
                                     radius:dword, height:dword, area:word

    local result:qword, r:qword, h:qword

    sub     ax, ax           ;clear space for intermediate
                                     ;variables
    mov     cx, 4
    lea     di,word ptr r
rep   stosw

    mov     cx, 4
    lea     di, word ptr h
rep   stosw

    mov     ax, word ptr radius[0]   ;move IEEE format to extended
                                     ;format
```

NUMERICAL METHODS

```

    mov     dx, word ptr radius[2]
    mov     word ptr r[2], ax
    mov     word ptr r[4], dx
    mov     ax, word ptr height[0]
    mov     dx, word ptr height[2]
    mov     word ptr h[2], ax
    mov     word ptr h[4], dx

    invoke  flmul, r, r, addr result           ;do r squared
    invoke  flmul, pi, result, addr result    ;multiply result by pi
    invoke  flmul, h, result, addr result     ;multiply by height
    invoke  round, result, addr result       ;round the result

    mov     di, word ptr area
    mov     ax, word ptr result[2]           ;move result back to IEEE
                                                ;format
    mov     dx, word ptr result[4]
    mov     word ptr [di],ax
    mov     word ptr [di][2],dx

    ret
cylinder endp

; *****
;     fixed-point support for floating-point routines
; *****
;Multiplies operands by ten, returning result in multiplicand
;and overflow byte in ax. Used for binary-to-decimal conversions
;multiplicand is a pointer to a double.

multen    proc uses bx cx dx di si, multiplicand:word

    mov     di,word ptr multiplicand
    mov     dx,word ptr [di]
    mov     cx,word ptr [di][2]
    sub     ax,ax

    shl     dx,1                             ;multiply by two
    rcl     cx,1

```

FPMATH.ASM

```
    rcl     ax, 1

    mov     word ptr [di],dx           ;save result
    mov     word ptr [di][2],cx
    mov     word ptr [di][4],ax

    shl     dx,1                       ;multiply by four
    rcl     cx, 1
    rcl     ax,1

    shl     dx,1                       ;now make it eight
    rcl     cx, 1
    rcl     ax,1

    add     dx,word ptr [di]           ;add back the two to make ten
    adc     cx,word ptr [di][2]
    adc     ax,word ptr [di][4]

    mov     word ptr [di],dx;go home
    mov     word ptr [di][2],cx
    ret
multen     endp

; *****
;div64
;will divide a quadword operand by adivisor using linear interpolation.
;dividend occupies upper three words of a 6-word array
;divisor occupies lower three words of a 6-word array
;used by floating-point division only
div64     proc uses es ds,
            dvdnd:qword, dvsr:qword, qtnt:word

    local   result:tbyte, tmp0:qword,
            tmp1:qword, opa:qword, opb:qword

    pushf
    cld

    sub     ax, ax
    lea     di, word ptr result
    mov     cx, 4
```


NUMERICAL METHODS

```
rep    stosw
      lea    di, word ptr tmp0:quotient
      mov    cx, 4
rep    stosw

setup:
      mov    bx, word ptr dvsr[3]
continue_setup:
      lea    si, word ptr dvdnd           ;divisor no higher than
      lea    di, word ptr tmpo           ;receives stuff for quotient
      sub    dx, dx

      mov    ax, word ptr [si][3]
      div   bx
      mov    word ptr [di][4], ax        ;result goes into quotient
      mov    ax, word ptr [si][1]
      div   bx
      mov    word ptr [di][2], ax        ;result goes into quotient
      sub    ax, ax
      mov    ah, byte ptr [si]
      div   bx
      mov    word ptr [di][0], ax        ;result goes into quotient

chk_estimate:
      invoke mul164a, tmp0, dvsr, addr result

      lea    di, word ptr tmp0
      mov    ax, word ptr result[7]
      cmp    ax, word ptr dvdnd[3]
      jle   div_exit

      sub    ax, ax
      sub    word ptr [di], 1
      sbb   word ptr [di][2], ax
      sbb   word ptr [di][4], ax
      mov   word ptr [di][6], ax        ;don't need a remainder for
                                       ;this divide

div_exit:
      mov    si, di
      mov    di, word ptr qtnt
      inc   di
      inc   di
      mov    cx, 4
```

FPMATH.ASM

```

rep    movsw
        popf
        ret
div64  endp

; *****
;*Mul64a -Multiplies two unsigned 5-byte integers. The
;* procedure allows for a product of twice the length of the multipliers,
;* thus preventing overflows.
mul64a proc uses ax dx,
        multiplicand:qword, multiplier:qword, result:word

        mov     di,word ptr result
        sub     cx, cx

;
        mov     ax, word ptr multiplicand[4] ;multiply multiplicand MSW
        mul     word ptr multiplier[4]      ;by multiplier high word
        mov     word ptr [di][8], ax

        mov     ax, word ptr multiplicand[4] ;multiply multiplicand MSW
        mul     word ptr multiplier[2]      ;by second MSW
        mov     word ptr [di][6], ax       ;of multiplier
        add     word ptr [di][8], dx

        mov     ax, word ptr multiplicand[4] ;multiply multiplicand high
                                                ;word
        mul     word ptr multiplier[0]      ;by third MSW
        mov     word ptr [di][4], ax       ;of multiplier
        add     word ptr [di][6], dx
        adc     word ptr [di][8], cx       ;propagate carry

;

        mov     ax, word ptr multiplicand[2] ;multiply second MSW
        mul     word ptr multiplier[4]      ;of multiplicand by MSW
        add     word ptr [di][6], ax       ;of multiplier
        adc     word ptr [di][8], dx

        mov     ax, word ptr multiplicand[2] ;multiply second MSW of
        mul     word ptr multiplier[2]      ;multiplicand by second MSW
        add     word ptr [di][4], ax       ;of multiplier
        adc     word ptr [di][6], dx

```

NUMERICAL METHODS

```
    adc     word ptr [di][8], cx           ;add any remnant carry

    mov     ax, word ptr multiplicand[2] ;multiply second MSW
    mul     word ptr multiplier[0]       ;of multiplicand by LSW
    mov     word ptr [di][2], ax        ;of multiplier
    add     word ptr [di][4], dx
    adc     word ptr [di][6], cx
    adc     word ptr [di][8], cx        ;add any remnant carry

    mov     ax, word ptr multiplicand[0] ;multiply multiplicand LSW
    mul     word ptr multiplier[4]       ;by MSW of multiplier
    add     word ptr [di][4], ax
    adc     word ptr [di][6], dx
    adc     word ptr [di][8], cx        ;add any remnant carry

    mov     ax, word ptr multiplicand[0] ;multiply multiplicand LSW
    mul     word ptr multiplier[2]       ;by second MSW
    add     word ptr [di][2], ax        ;of multiplier
    adc     word ptr [di][4], dx
    adc     word ptr [di][6], cx        ;add any remnant carry
    adc     word ptr [di][8], cx        ;add any remnant carry

    mov     ax, word ptr multiplicand[0] ;multiply multiplicand LSW
    mul     word ptr multiplier[0]       ;by multiplier low word
    mov     word ptr [di][0], ax
    add     word ptr [di][2], dx
    adc     word ptr [di][4], cx        ;add any remnant carry
    adc     word ptr [di][6], cx        ;add any remnant carry
    adc     word ptr [di][8], cx        ;add any remnant carry

    ret
mul64a endp
```

APPENDIX E

IO.ASM

```
.dosseg
.model small, c, os_dos
include math.inc

        .data
;
inf     byte     "infinite", 0
zro     byte     "0.0",0
hundred      byte     64h
iten    word     0ah
powers  equ     one
maxchar      equ     8

        .code
; *****
;dectohex
;pointer to a packed BCD is used to convert to binary
;
dectohex proc uses ax bx cx si di, dntgr:word

        local    double:dword

        xor      ax,ax
        mov      si,word ptr dntgr
        mov      cx,4

cnvt_int:

        mov      al,byte ptr [si]
        aam                                ;expand to unpacked form
```

NUMERICAL METHODS

```
    push    ax
    xchg   ah,al           ;get high nibble
    sub    ah,ah
    add    bx,ax

    call   near ptr mten           ;multiply by ten

    pop    ax
    sub    ah,ah
    add    bx,ax

    call   near ptr mten           ;multiply by ten

    loop   cnvt_int
    ret

mten:
    shl    bx,1
    rcl    dx,1
    mov    word ptr double,bx
    mov    word ptr double[2],dx
    shl    bx,1
    rcl    dx,1
    shl    bx,1
    rcl    dx,1
    add    bx,word ptr double
    adc    dx,word ptr double[2]
    retn

dectohex    endp
; *****

;converts single-precision floating point to an ASCII string
; caller is responsible for array bounds of ASCII string
; callable from C
ftoasc proc uses si di, fp:dword, rptr:word

    local    flp:qword

    cld
    xor     ax,ax
```

IO.ASM

```
        lea        di,word ptr flp
        mov        cx,4
rep     stosw

        lea        si,word ptr fp
        lea        di,word ptr flp[2]
        mov        cx,2
rep     movsw

        invoke     fta, flp, rptr

        ret
ftoasc endp

; ***
; conversion of floating point to ASCII
;
fta     proc uses bx cx dx si di, fp:qword, sptr:word
        local      sinptr:byte, fixptr:qword, exponent:byte,
                   leading_zeros:byte, ndg:byte

        pushf
        std

        xor        ax,ax
        lea        di,wordptr fixptr[6]
        mov        cx,4
rep     stosw
        mov        byte ptr [sinptr],al                ;clear the sign
        mov        byteptr [leading_zeros],al
        mov        byte ptr [ndg],al
        mov        byte ptr [exponent],al

ck_neg:
        test       word ptr fp[4],8000h                ;get the sign
        je        gtr_0
        xor        word ptr fp[4],8000h                ;make positive
        not       byte ptr [sinptr]                    ;it is negative
```

NUMERICAL METHODS

```
;***
gtr_0:
    invoke    flcomp, fp, one           ;another kind of normalization
    cmp      ax,1h
    je       less_than_ten
    dec     byte ptr [ndg]
    cmp     byte ptr [ndg],-37
    jl      zero_result
    invoke   flmul, fp, ten, addr fp
    jmp     short gtr_0

less_than_ten
    invoke   flcomp, fp, ten
    cmp     ax, -1
    je     norm_fix
    inc    byte ptr [ndg]
    cmp    byte ptr [ndg],37
    53     infinite_result
    invoke  fldiv, fp, ten, addr fp
    jmp    short less_than_ten

Rnd:
    invoke   round, fp, addr fp         ;fixup for translation

norm_fix:
                                         ;this is for ASCII conversion
                                         ;dump the sign bit
    mov     ax,word ptr fp[0]
    mov     bx,word ptr fp[2]
    mov     dx,word ptr fp[4]
    shl    dx,1

get_exp:
    mov     byte ptr exponent, dh
    sub     byte ptr exponent, 7fh     ;remove bias

    mov     cx,8h
    sub     cl,byte ptr exponent
    js     infinite_result            ;could come out zero
                                         ;but this is as far as I

    lea    di,word ptr fixptr

do_shift:
                                         ;can go
```

IO.ASM

```
    stc                                ;restore hidden bit
    rcr     dl,1
    sub     cx,1
    je      put_upper
shift_fraction:
    shr     dl,1                        ;shift significand into
    rcr     bx,1                        ;fractional part
    rcr     ax, 1
    loop    shift_fraction

put-upper:
    mov     word ptr [di], ax
    mov     word ptr [di][2],bx
    mov     al,dl
    mov     byte ptr fixptr[4],dl      ;write integer portion
    xchg    ah,al

    sub     dx,dx
    mov     di,word ptr sptr
    cld                                ;reverse direction of write
    inc     dx
    mov     al,' '
    cmp     byte ptr sinptr,0ffh      ;is it a minus?
    jne     put_sign
    mov     al,'-'

put_sign:
    stosb

    lea     si, byte ptr fixptr[3]

write_integer:
    xchg    ah,al                      ;al contains integer
                                           ;portion

    aam
    xchg    al,ah
    or     al,'0'
    call   near ptr str_wrt
    xchg    al,ah
    or     al,'0'
    call   near ptr str_wrt
```


NUMERICAL METHODS

```
        inc        dx                ;max char count
        dec        si

do_decimal:
        mov        al, '.'
        stosb
do_decimal1:
        invoke     multen, addr fixptr    ;convert binary fraction
        or         al, '0'              ;to decimal fraction
        call      nearptr str_wrt
        inc        dx
        cmp        dx, maxchar
        je         do_em
        jmp        short do_decimal1

do_exp:
        sub        ax, ax
        cmp        al, byte ptr ndg
        jne        write_exponent
        jmp        short last_byte

write_exponent:
        mov        al, 'e'
        stosb
        mov        al, byte ptr ndg
        or         al, al
        jns        finish_exponent
        xchg       al, ah
        mov        al, '-'
        stosb
        neg        ah
        xchg       al, ah
        sub        ah, ah

finish_exponent:
        cbw
        aam                ;cheap conversion
        xchg       ah, al
        or         al, '0'
        stosb
        xchg       ah, al
```

IO.ASM

```
        or         al,'0'
        stosb
last_byte:
        sub         al,al
        stosb
        popf
fta_ex:
        ret

infinite_result:
        mov         di,word ptr sptr
        mov         si,offset inf
        mov         cx,9
rep     movsb
        mov         ax,-1
        jmp         short fta_ex

zero_result:
        mov         di,word ptr sptr
        mov         si,offset zro
        mov         cx,9
rep     movsb
        mov         ax,-1
        jmp         short fta_ex

strwrt:
        cmp         al,'0'
        jne         putt
        test        byte ptr leading_zeros,-1
        je         nope
putt:
        test        byte ptr leading_zeros,-1
        jne         pmt
        not         leading_zeros
pmt:
        stosb
nope:
        retn
fta     endp
;
```

NUMERICAL METHODS

```
;
;*****
;Unsigned conversion from floating-point notation to integer (long).
;This is in fixed-point format; the upper two words are the integer
;and the lower two are the fraction.
;
ftofx proc uses si di, fp:dword, fixptr:word

    local        flp:qword

    cld
    xor          ax,ax
    lea          di,word ptr flp
    mov          cx,4
rep    stosw

    lea          si,word ptr fp
    lea          di,word ptr flp[2]
    mov          cx,2
rep    movsw

    invoke       ftfx, flp, fixptr

    ret
ftofx endp

;*****

;unsigned conversion from ascii string to short real
atf    proc uses si di, string:word, rptr:word          ;one word for near pointer

    local exponent:byte, fp:qword, numsin:byte, expsin:byte,
           dp_flag:byte, digits:byte, dp:byte

    pushf
    std
    xor          ax,ax
    lea          di,word ptr fp[6]                    ;clear the floating
                                                    ;variable
```

IO.ASM

```
        mov     cx,8
rep     stosw   word ptr [di]

        mov     si,string

do_numbers:
        mov     byte ptr [exponent],al
        mov     byte ptr dp_flag,al
        mov     byte ptr numsin,al
        mov     byte ptr expsin,al
        mov     byte ptr dp,al
        mov     byte ptr digits,8h           ;count of total digits;
                                           ;rounding digit is eight

;
;begin by checking for a sign or a number or a '.'

do_num:
        mov     bl, [si]
        cmp     bl, '-'
        jne     not_minus                   ;it is a negative number
        not     [numsin]
        inc     si
        mov     bl, es:[si]
        jmp     not_sign

not_minus:
        cmp     bl, '+'
        jne     not_sign
        inc     si
        mov     al, [si]

not_sign:
        cmp     bl, '.'                     ;check for decimal point
        jne     not_dot
        test    byte ptr [dp],80h
        jne     end_o_cnvt
        not     dp_flag
        inc     si
        mov     bl,[si]
```

NUMERICAL METHODS

```
not_dot:
    cmp     bl,'0'                ;get legitimate number
    jb     not_a_num
    cmp     bl,'9'
    ja     not_a_num
    invoke flmul, fp, ten, addr fp ;multiply floating point
    mov     bl,[si]              ;accumulator by 10.0
    sub     bl,30h
    sub     bh,bh                ;clear upper byte
    shl     bx,1                 ;multiply index for proper
                                ;offset

    shl     bx,1
    shl     bx,1
    invoke fladd, fp, dgt[bx], addr fp
    test    byte ptr [dp_flag],0ffh ;have we encountered a
                                ;decimal point yet?

    je     no_dot_yet
    dec     [dp]
no_dot_yet:
    inc     si
    dec     byte ptr digits
    jc     not_a_num
    mov     bl,es:[si]
    jmp     not-sign

not_a_num:
    mov     bl,[si]
    or     bl,lower_case
    cmp     bl,'e'                ;check for decimal point
    je     chk_exp              ;looks like we may have an
                                ;exponent

    jmp     end_o_cnvt

chk_exp:
    inc     si
    mov     bl,[si]
    cmp     bl,'-'
    jne     chk_plus
```

IO.ASM

```
        not        [expsin]
        jmp        short chk_exp1
chk_plus:
        cmp        bl,'+'
        jne        short chk_exp2
chk_exp1:
        inc        si
        mov        bl,[si]
chk_exp2:
        cmp        bl,'0'
        jb         end_o_cnvt
        cmp        bl,'9'
        ja         end_o_cnvt
        sub        ax,ax
        mov        al,byte ptr [exponent]
        mul        iten
        mov        byte ptr [exponent],al
        mov        bl,[si]
        sub        bl,30h
        or         byte ptr [exponent],bl
        jmp        short chk_exp1

end_o_cnvt:
        sub        cx,cx
        mov        al,byte ptr [expsin]
        mov        cl,byte ptr [dp]
        or         al,al
        jns        pos_exp
        sub        cl,byte ptr [exponent]
        jmp        short chk_numsin
pos_exp:
        add        cl,byte ptr [exponent]                ;exponent

chk_numsin:
        cmp        word ptr numsin,0ffh
        jne        chk_expsin
        or         word ptr fp[4],8000h                ;if exponent negative,
chk_expsin:                                       ;so is number
        xor        ax,ax
        or         cl,cl
```

NUMERICAL METHODS

```
        jns      do_pospow          ;make exponent positive
        neg      cl
do_negpow:
        or       cl,cl              ;is exponent zero yet?
        je      atf_ex
        inc     ax
        test    cx,1h              ;check for one in lsb
        je      do_negpowa
        mov     bx,ax
        push   ax
        shl    bx,1
        shl    bx,1
        shl    bx,1
        invoke  fldiv, fp, powers[bx], addr fp ;divide by power of two
        pop    ax
do_negpowa:
        shr     cx,1
        jmp    short do_negpow

do_pospow:
        or       cl,cl              ;is exponent zero yet?
        je      atf_ex
        inc     ax
        test    cx,1h              ;check for one in lsb
        je      do_pospowa
        mov     bx,ax
        push   ax
        shl    bx,1
        shl    bx,1
        invoke  flmul, fp, powers[bx], addr fp ;multiply by power of two
        pop    ax
do_pospowa:
        shr     cx,1
        jmp    shortdo_pospow
atf_ex:
        invoke  round, fp, addr fp

        mov     di,word ptr rptr
        mov     ax,word ptr fp
```

IO.ASM

```
        mov     bx,word ptr fp[2]
        mov     dx,word ptr fp[4]
        mov     word ptr [di],bx
        mov     word ptr [di][2],dx
        popf
        ret
atf     endp

; *****

;Unsigned conversion from quadword fixed-point to short real.
;The intention is to accommodate long and int conversions as well.
;Binary is passed on the stack and rptr is a pointer
;to the result.

ftf     proc uses si di, binary:qword, rptr:word    ;one word for near
                                                ;pointer

        local  exponent:byte, numsin:byte

        pushf
        xor     ax, ax
;
        mov     di, word ptr rptr                ;point at future float
        add     di, 6
        lea     si, byte ptr binary[0]          ;point to quadword
        mov     bx, 7                            ;index
;
do_numbers:
        mov     byte ptr [exponent], al
        mov     byte ptr numsin, al
        mov     dx, ax
;
do_num:
        mov     al, byte ptr [si][bx]
        or     al, al
;record sign
        jns     find_top
        not     byte ptr numsin                ;this one is negative
        not     word ptr binary[6]
```


NUMERICAL METHODS

```
not        word ptr binary[4]
not        word ptr binary[2]
neg        word ptr binary[0]
jc         find_top
add        word ptr binary[2], 1
adc        word ptr binary[4], 0
adc        word ptr binary[6], 0
```

```
find_top:
    cmp     bl, dl
    je     make_zero           ;we traversed the entire
                                ;number
    mov     al, byte ptr [si][bx]
    or     al, al
    jne    found_it
    dec     bx                 ;move index
    jmp     short find_top
```

```
found_it:
    mov     dl, 80h           ;test for MSB
    cmp     bl, 4
    cmp     shift_right
    je     final_right
```

```
shift_left
    std
    mov     cx, 4             ;points to MSB
    sub     cx, bx           ;target
    shl     cx, 1
    shl     cx, 1
    shl     cx, 1           ;times 8
    neg     cx
    mov     byte ptr [exponent], cl

    lea    di, byte ptr binary[4]
    lea    si, byte ptr binary
    add    si, bx
    mov    cx, bx
    inc    cx
```

IO.ASM

```
rep    movsb

        mov     cx, 4
        sub     cx, bx
        sub     ax, ax
rep    stosb
        jmp     short final_right

shift_right:
        cld
        mov     cx, bx                ;points to MSB
        sub     cx, 4                ;target
        lea    si, byte ptr binary[4]
        mov     di, si
        sub     di, cx

        shl     cl, 1
        shl     cl, 1
        shl     cl, 1
                                           ;times 8
        mov     byte ptr [exponent], cl

        mov     cx, bx
        sub     cx, 4
        inc     cx
rep    movsb
        sub     bx, 4
        mov     cx, 4
        sub     cx, bx
        sub     ax, ax
        lea    di, word ptr binary
rep    stosb

final_right:
        lea    si, byte ptr binary[4]
final_right1:
        mov     al, byte ptr [si]
        test    al, dl
        jne     aligned
        dec     byte ptr exponent
```

NUMERICAL METHODS

```
        shl         word ptr binary[0], 1
        rcl         word ptr binary[2], 1
        rcl         word ptr binary[4], 1
        jmp         short final_right1

aligned:
        shl         al, 1
                                           ;clearbit

        mov         ah, 86h
        add         ah, byte ptr exponent
        cmp         numsin,dh
        je         positive
        stc
        jmp         short get_ready_to_go
positive:
        clc

get_ready_to_go:
        rcr         ax, 1
                                           ;put it all back the way it
                                           ;should be

        mov         word ptr binary[4], ax

ftf_ex:
        invoke     round, binary, rptr

exit:
        popf
        ret

make_zero:
        std
        sub         ax, ax
                                           ;zero it all out
        mov         cx, 4
rep     stosw
        jmp         short exit
ftf     endp

;
; ***
```

IO.ASM

```
;Conversion of floating point to fixed point
;float enters as quadword
;pointer, sptr, points to result
;This could use an external routine as well. When the float
;enters here, it is in extended format

ftfx  proc uses bx cx dx si di, fp:qword, sptr:word

        local      sinptr:byte, exponent:byte

        pushf
        std

        xor        ax,ax
        mov        byte ptr [sinptr],al           ;clear the sign
        mov        byte ptr [exponent],al
        mov        di,word ptr sptr             ;point to result
;
; ***
;
do_rnd:
        invoke     round, fp, addr fp           ;fixup for translation
;
set_sign:
        mov        ax,word ptr fp[0]
        mov        bx,word ptr fp[2]
        mov        dx,word ptr fp[4]
        or         dx,dx
        jns        get_exponent
        not        byte ptr [sinptr]           ;it is negative

get_exponent:
        sub        cx,cx
        shl        dx,1
        sub        dh,86h                       ;remove bias from exponent
        mov        byte ptr exponent, dh
        mov        cl,dh
        and        dx,0ffh                       ;save number portion
        stc
        rcr        dl,1                           ;restore hidden bit
```

NUMERICAL METHODS

```
;
which_way:
    or        cl,cl
    jns       shift_left
    neg       cl

shift_right:
    cmp       cl,28h
    ja        make_zero        ;no significance, too small
make_fraction:
    shr       dx,1
    rcr       bx,1
    rcr       ax,1
    loop      make_fraction
    mov       word ptr [di][0],ax
    mov       word ptr [di][2],bx
    mov       word ptr [di][4],dx
    jmp       short print_result

shift_left:
    cmp       cl,18h
    ja        make_max        ;failed significance, too
big
make_integer:
    shl       bx,1
    rcl       dx,1
    rcl       ax,1
    loop      make_integer
    mov       word ptr [di][6],ax
    mov       word ptr [di][4],dx
    mov       word ptr [di][2],bx

print_result:
    test      byte ptr [sinptr], 0ffh
    je        exit
    not       word ptr [di][6]        ;two's complement
    not       word ptr [di][4]
    not       word ptr [di][2]
    neg       word ptr [di][0]
    jc        exit
```

IO.ASM

```
        add     word ptr [di][2],1
        adc     word ptr [di][4],0
        adc     word ptr [di][6],0

exit:
        popf
        ret

make_zero:
        sub     ax,ax
        mov     cx,4
rep     stosw
        jmp     short exit

make_max:
        sub     ax,ax
        mov     cx,2
rep     stosw
        not     ax
        stosw
        and     word ptr [di][4], 7f80h
        not     ax
        stosw
        jmp     short exit

ftfx   endp
;
;*****
; dnt_bn - decimal integer to binary conversion routine
;unsigned
;It is expected that decptr points at a string of ASCII decimal digits.
;Each digit is taken in turn and converted until eight have been converted
;or until a nondecimal number is encountered.
;This might be used to pull a number from a communications buffer.
;Returns with no carry if successful and carry set if not.

dnt_bn proc      uses bx cx dx si di, decptr:word, binary:word
```

NUMERICAL METHODS

```

    mov     si,word ptr decptr      ;get pointer to the MSB of the
                                     ;decimal
                                     ;value

    sub     ax,ax
    mov     bx,ax
    mov     dx,bx
    mov     cx, 9

decimal_conversion:
    mov     al,byte ptr [si]
    cmp     al,'0'                  ;check for decimal digit
    jb     work_done
    cmp     al,'9'
    ja     work_done                ;if it gets past here, it must
                                     ;be OK

    call    near ptr times-ten
    xor     al,'0'                  ;convert to number
    add     bx,ax
    adc     dx,0                    ;propagate any carries
    inc     si
    loop   decimal_conversion

oops:
    stc                                     ;more than eight digits or
                                     ;something

    ret

work-done:
    mov     di, word ptr binary
    mov     word ptr [di],bx
    mov     word ptr [di][2],dx      ;store result
    cld
    ret

times_ten:
    push    ax
    push    cx
    shl     bx,1
    rcl     dx,1

    mov     ax,bx
```

IO.ASM

```
    mov     cx,dx

    shl     bx,1
    rcl     dx,1

    shl     bx,1
    rcl     dx,1

    add     bx,ax
    adc     dx,cx                ;multiply by ten

    pop     cx
    pop     ax
    retn

dnt_bn endp

;*****
;bn-dnt - a conversion routine that converts binary data to decimal
;A double word is converted. Up to eight decimal digits are
;placed in the array pointed at by decptr. If more are required to adequately
;convert this number, the attempt is aborted and an error flagged.

bn_dnt proc     uses bx cx dx si di, binary:dword, decptr:word

    lea     si,word ptr binary                ;get pointer to the MSBb of
                                                ;the decimal
                                                ;value
    mov     di,word ptr decptr                ;string of decimal ASCII
                                                ;digits

    mov     cx,9
    add     di,cx                            ;point to the end of the
                                                ;string
                                                ;this is for correct
                                                ;ordering

    sub     bx,bx
    mov     dx,bx
    mov     byte ptr [di],bl                ;see that string is
                                                ;zero-terminated

    dec     di
```


NUMERICAL METHODS

```
binary_conversion:
    sub     dx,dx
    mov     ax,word ptr [si][2]
    or     ax,ax
    je     chk_empty
    div     iten                                ;divide by ten
    mov     word ptr [si][2],ax
    or     dx,dx
    je     chk_empty

divide_lower:
    mov     ax, word ptr [si]
    or     ax,ax
    jne    not_zero
    or     dx, ax
    je     put_zero
not_zero:
    div     iten
put_zero:
    mov     word ptr [si],ax
    or     dl,'0'
    mov     byte ptr [di],dl
    dec    di
    loop   binary_conversion

oops:
    mov     ax,-1
    stc
    ret

chk_empty:
    or     dx,dx
    je     still_nothing
    jmp    short divide_lower
still_nothing:
    mov     ax,word ptr [si]
    or     ax,ax
    je     empty
    jmp    short not_zero
```

IO.ASM

```
empty:
    inc     di
    mov     si,di
    mov     di, word ptr decptr
    mov     cx,9
rep    movsw

finished:
    sub     ax,ax
    clc
    ret
bn_dnt  endp

;*****
;bfc_dc -A conversion routine that converts a binary fraction (doubleword)
;To decimal ASCII representation pointed to by the string pointer, decptr.
;Set for eight digits; it could be longer.

bfc_dc proc      uses bx cx dx si di bp, fraction:dword, decptr:word

    local      sva:word, svb:word, svd:word

    mov     di,word ptr decptr          ;point to ASCII output
                                           ;string
    mov     bx,word ptr fraction
    mov     dx,word ptr fraction[2]    ;get fractional part

    mov     cx,8                        ;digit counter
    sub     ax,ax

    mov     byte ptr [di], '.'          ;to begin the ASCII
                                           ;fraction
    inc     di

decimal_conversion:
    or     ax,dx                        ;check for zero operand
    or     ax,bx                        ;check for zero operand
    jz     work_done
```

NUMERICAL METHODS

```

    sub        ax,ax

    shl        bx,1                ;multiply fraction by ten
    rcl        dx,1
    rcl        ax,1

                                           ;times 2 multiple

    mov        word ptr svb,bx
    mov        word ptr svd,dx
    mov        word ptr sva,ax

    shl        bx,1
    rcl        dx,1
    rcl        ax,1

    shl        bx,1
    rcl        dx,1
    rcl        ax,1

    add        bx,word ptr svb
    adc        dx,word ptr svd        ;multiply by ten
    adc        ax,word ptr sva

    or         al,'0'
    mov        byte ptr [di],al
    inc        di
    sub        ax,ax
    loop       decimal_conversion

work_done:
    mov        byte ptr [di],al        ;end string with a null
    cld
    ret

bfc_dc endp
;
;
;*****
;dfc_bn - A conversion routine that converts an ASCII decimal fraction
;to binary representation. Decptr points to the decimal string to be converted.
;The conversion will produce a double word result.
```

IO.ASM

```
;The fraction is expected to be padded to the right if it does not
;fill eight digits.
;
dfcfn proc          uses bx cx dx si di, decptr:word, fraction:word

    pushf
    cld

    mov     di, word ptr decptr
    sub     ax,ax
    mov     cx, 9
repne scasb
    dec     di
    dec     di                ;point to least
                                ;significant byte
    mov     si,di

    mov     di, word ptr fraction
    mov     word ptr [di],ax
    mov     word ptr [di][2], ax

    mov     cx, 8

    sub     dx,dx

binary_conversion:
    mov     ax, word ptr [di][2]        ;get high word of result
                                        ;variable
    mov     dl, byte ptr [si]
    cmp     dl, '0'                    ;check for decimal digit
    jb     oops
    cmp     dl, '9'
    ja     oops                        ;if it gets past here, it
                                        ;must be o.k.
    xor     dl, '0'                    ;deASCIIize

    dec     si

    sub
```

NUMERICAL METHODS

```
        or          bx,dx
        or          bx,ax
        jz          no_div0          ;prevent a divide by zero
        div         iten            ;divide by ten
no_div0:
        mov         word ptr [di][2],ax

        mov         ax,word ptr [di]
        sub         bx,bx
        or          bx,dx
        or          bx,ax
        jz          no_div1          ;prevent a divide by zero
        div         iten
no_div1:
        mov         word ptr [di],ax

        sub         dx,dx
        loop        binary_conversion

work_done:
        popf
        sub         ax,ax
        clc
        ret

oops:
        popf
        mov         ax,-1
        stc
        ret
dfc_bn endp
:
;
; *****
;table conversion routines
```

IO.ASM

```
.data

int_tab      dword    3b9aca00h, 05f5e100h, 00989680h, 000f4240h,
                    000186a0h, 00002710h, 000003e8h, 00000064h,
                    0000000ah, 00000001h
frac_tab     dword    1999999ah, 028f5c29h, 00418937h, 00068db9h,
                    0000a7c5h, 000010c6h, 000001adh, 0000002ah,
                    00000004h
tab_end      dword    00000000h

;
.code

;convert ASCII decimal to fixed-point binary
;
tb_dcbn      proc  uses bx cx dx si di,
              sptr:word, fxptr:word

    local    sign:byte

    mov     di, word ptr sptr           ;point to result
    mov     si, word ptr fxptr         ;point to ASCII string
    lea     bx, word ptr frac_tab      ;point into table

    mov     cx,4                       ;clear the target variable
    sub     ax,ax
    sub     dx,dx
rep         stosw

    mov     di, word ptr sptr         ;point to result

    mov     cl,al                      ;to count integers
    mov     ch,9h                     ;max int digits
    mov     byte ptr sign, al         ;assume positive

    mov     al, byte ptr [si]         ;get character
    cmp     al,'-'                    ;check for sign
    je     negative
    cmp     al,'+'
    je     positive
```

NUMERICAL METHODS

```
count:
    cmp     al, '.'
    je     fnd_dot
chk_frac:
    cmp     al, 0                ;end of string?
    je     gotnumber
    cmp     al, '0'              ;is it a number then?
    jb     not_a_number
    cmp     al, '9'
    ja     not_a_number
cntnu:
    inc     cl                    ;count
    cmp     cl, ch                ;check size
    ja     too_big
    inc     si                    ;next character
    mov     al, byte ptr [si]     ;get character
    or     dh, dh                ;int or frac
    jne    chk_frac
    jmp     short count           ;count characters in int

fnd_dot:
    mov     dh, cl
    inc     dh                    ;can't be zero
    mov     dl, 13h               ;includes decimal point
    xchg   ch, dl
    jmp     short cntnu
negative:
    not     sign
positive:
    inc     si
    mov     word ptr fxptra, si
    mov     al, byte ptr [si]
    jmp     short count

gotnumber:
    sub     ch, ch
    xchg   cl, dh                ;get int count
    dec     cl
    shl    word ptr cx, 1        ;multiply by four
```

IO.ASM

```
    shl     word ptr cx,1
    sub     bx,cx           ;index into able
    sub     cx,cx
    mov     si,word ptr fxptr ;point at string again
cnvrt_int:
    mov     cl,byte ptr [si] ;get first character
    cmp     cl','
    je     handle_fraction ;go do fraction, if any
    cmp     cl,0
    je     do_sign         ;end of string
    sub     cl,'0'
    mov     ax,word ptr [bx][2]
    mul     cx
    add     word ptr [di][4],ax
    adc     word ptr [di][6],dx
    mov     ax,word ptr [bx]
    mul     cx
    add     word ptr [di][4],ax
    adc     word ptr [di][6],dx
    add     bx,4           ;drop table pointer
    inc     si
    jmp     short cnvrt_int

handle_fraction:
    inc     si           ;skip decimal point
cnvrt_frac:
    mov     cl,byte ptr [si] ;get first character
    cmp     cl,0
    je     do_sign         ;end of string
    sub     cl,'0'
    mov     ax,word ptr [bx][2] ;this can never result in
                                ;a carry

    mul     cx
    add     word ptr [di][2],ax
    mov     ax,word ptr [bx]
    mul     cx
    add     word ptr [di][0],ax
    adc     word ptr [di][2],dx
    add     bx,4           ;drop table pointer
    inc     si
```


NUMERICAL METHODS

```
        jmp          short cnvrt_frac

do_sign:
    mov     al,byte ptr sign
    or     al,al
    je     exit          ;it is positive
    not    word ptr [di][6]
    not    word ptr [di][4]
    not    word ptr [di][2]
    neg    word ptr [di]
    jc     exit
    add    word ptr [di][2],1
    adc    word ptr [di][4],0
    adc    word ptr [di][6],0
exit:
    ret

not_a_number:
    sub    ax,ax
    not    ax
too_big:
    stc
    jmp    short exit
tb_dcbn    endp

;converts binary to ASCII decimal

tb_bndc    proc  uses bx cx dx si di,
            sptr:word, fxptr:word

    local   leading_zeros:byte

    mov     si, word ptr fxptr          ;point to input fix point
    mov     di, word ptr sptr          ;point to ascii string
    lea    bx, word ptr int_tab        ;point into table

    sub    ax,ax
    mov    byte ptr leading_zeros, al    ;assume positive
```

IO.ASM

```

    mov     ax, word ptr [si][6]
    or      ax,ax
    jns     positive
    mov     byte ptr [di], '-'
    inc     di
    not     word ptr [si][6]           ;complement
    not     word ptr [si][4]
    not     word ptr [si][2]
    neg     word ptr [si][0]
    jc      positive
    add     word ptr [si][2],1
    adc     word ptr [si][4],0
    adc     word ptr [si][6],0

positive:
    mov     dx, word ptr [si][6]
    mov     ax, word ptr [si][4]     ;get integerportion
    sub     cx,cx
walk_tab:
    cmp     dx, word ptr [bx][2]
    ja      gotnumber
    jb      pushptr
    cmp     ax, word ptr [bx]
    jae     gotnumber
pushptr:
    cmp     byte ptr cl, leading_zeros
    je      skip_zero
    mov     word ptr [di], '0'

cntnu:
    inc     di
skip_zero:
    inc     bx
    inc     bx
    inc     bx
    inc     bx
    cmp     bx, offset word ptr frac_tab
    jae     handle_fraction
    jmp     shortwalk_tab
```

NUMERICAL METHODS

```
gotnumber:
    sub        cx,cx
    inc        leading_zeros
cnvrt_int:
    call       near ptr index
    jmp        short cntnu

handle_fraction:
    cmp        byte ptr leading_zeros,0
    jne        do_frac
    mov        byte ptr [di], '0'
    inc        di
do_frac:
    mov        word ptr [di], '.'           ;put decimal point
    inc        di
get_frac:
    mov        dx, word ptr [si][2]
    mov        ax, word ptr [si][0]
    sub        cx,cx
walk_tab1:
    cmp        dx, word ptr [bx][2]
    ja         small_enuf
    jb         pushptr1
    cmp        ax, word ptr [bx]
    jae        small_enuf
pushptr1:
    mov        byte ptr [di], '0'
skip_zero1:
    inc        di
    inc        bx
    inc        bx
    inc        bx
    inc        bx
    cmp        bx, offset word ptr tab_end
    jae        exit
    jmp        short walk_tab1

small_enuf:
    sub        cx,cx
small_enuf1:
```

IO.ASM

```
        call    near ptr index
        jmp     short skip_zero1

exit:
        inc     di
        sub     cl,cl
        mov     byte ptr [si],cl           ;end of string
        ret

index:
        inc     cx
        sub     ax, word ptr [bx]
        sbb    dx, word ptr [bx][2]
        jnc    index                     ;subtract until a carry
        dec     cx
        add     ax, word ptr [bx]         ;put it back
        adc     dx, word ptr [bx][2]
        or     cl,'0'                    ;make it ASCII
        mov     byte ptr [di],cl
        retn
tb_bndc      endp

; *****
;hex to ascii conversion using xlat
;simple and common table driven routine to convert from hexadecimal
;notation to ascii
;quadword argument is passed on the stack, with the result returned
;in a string pointed to by sptr

        .data

hextab byte    '0', '1', '2', '3', '4', '5', '6', '7', '8', '9', 'a',
               'b', 'c', 'd', 'e', 'f'

        .code

hexasc proc    uses bx cx dx si di, hexval:qword, sptr:word
```

NUMERICAL METHODS

```
    lea    si, byte ptr hexval[7]
    mov    di, word ptr sptr
    mov    bx, offset byte ptr hextab
    mov    cx, 8                                ;number of bytes to be
                                                ;converted

make_ascii:
    mov    al, byte ptr [si]
    mov    ah, al
    shr    ah, 1
    shr    ah, 1
    shr    ah, 1
    shr    ah, 1
    and    al, 0fh                             ;unpack byte
    xchg   al, ah                             ;high nibble first

    xlat
    mov    byte ptr [di], al
    inc    di
    xchg   al, ah                             ;now the lower nibble
    xlat
    mov    byte ptr [di], al
    inc    di

    dec    si
    loop  make_ascii

    sub    al, al
    mov    byte ptr [di], al

    ret

hexasc endp
;
    end
```

APPENDIX F

TRANS.ASM and TABLE.ASM

TRANS.ASM

```
.model small, c, os_dos

include math.inc

;

.data

inf                byte    "infinite", 0
zro                byte    "0.0",0

zero              qword    000000000000h
one_over_pi       qword    3ea2f9836e4eh
two_over_pi       qword    3f22f9836e4eh
half_pi           qword    3fc90fdaa221h
one_over_ln2      qword    3fb8aa3b295ch
ln2               qword    3f317217f7d1h
sqrt_half         qword    3f3504f30000h
expeps            qword    338000000001h
eps               qword    39ffffff70000h
ymax              qword    45c90fdb0000h
big_x              qword    42a000000000h
littlex           qword    0c2a0000000000h
y0a                qword    3ed5a9a80000h
y0b                qword    3f1714ba0000h
quarter           qword    3e8000000000h
circulark         qword    9b74eda7h
hyperk            qword    1351e8755h
```

NUMERICAL METHODS

```
plus          qword    3f800000000h
minus        qword    0bf800000000h

hundred      byte     64h
iten         word     0ah
maxchar      equ      8
;
        .code

;
;*****
;taylor sin - derives a sin by using a infinite series. this is in radians.
;expects argument in quadword format, expects to return the same
;input must be x^2<1
;
taylor sin    proc uses bx cx dx di si, argument:qword, sine:word

        invoke polyeval, argument, sine, addr polysin, 10

        ret
taylor sin endp

; *****
;polyeval- evaluates polynomials according to Horner's rule
;expects to be passed a pointer to a table of coefficients,
;a number to evaluate, and the degree of the polynomial
;the argument conforms to the quadword fixedpoint format

polyeval     proc uses bx cx dx di si, argument:qword, output:word,
             coeff:word, n:byte

        local    cf:qword, result[8]:word

        pushf
        cld
        sub     ax, ax
```

TRANS.ASM AND TABLE.ASM

```

        mov     cx, 4
        lea    di, word ptr cf
rep     stosw                    ;clear the accumulator
        lea    di, word ptr result
        mov    cx, 8
rep     stosw

eval:
        mov    si, word ptr coeff        ;point at table
        sub    bx, bx
        mov    bl, byte ptr n           ;point at coefficient of n-
                                         ;degree
                                         ;this is the beginning of our
                                         ;approximation

        shl    bx, 1
        shl    bx, 1
        shl    bx, 1                 ;multiply by eight for the
                                         ;quadword

        add    si, bx
        mov    ax, word ptr [si]
        mov    bx, word ptr [si][2]
        mov    cx, word ptr [si][4]
        mov    dx, word ptr [si][6]
        lea    di, word ptr cf
        add    word ptr [di], ax
        adc    word ptr [di][2], bx      ;add new coefficient to
                                         ;accumulator

        adc    word ptr [di][4], cx
        adc    word ptr [di][6], dx

        invoke smul64, argument, cf, addr result

        lea    si, word ptr result [4]
        lea    di, word ptr cf
        mov    cx, 4
rep     movsw

        dec    byte ptr n             ;decrement pointer
        jns    eval
```


NUMERICAL METHODS

```
polyeval_exit:
    mov     di, word ptr output
    lea    si, word ptr cf
    mov     cx, 4
rep   movsw                               ;write to the output
    popf
    ret
polyeval endp

;
;log using a table and linear interpolation
;logarithms of negative numbers require imaginary numbers
;natural logs can be derived by multiplying result by 2.3025
;
lg10  proc uses bx cx si di, argument:word, logptr:word

    local    powers_of_two:byte

    pushf
    std                                           ;increment down for zero check
                                                ;to come

    sub     ax, ax
    mov     cx, 4
    mov     di, word ptr logptr                 ;clear log output
    add     di, 6
rep   stosw

    mov     si, word ptr logptr                 ;point at output which is zero
    add     si, 6                               ;most significant word
    mov     di, word ptr argument              ;point at input
    add     di, 6                               ;most significant word
    mov     ax, word ptr [di]
    or     ax, ax
    js     exit                                  ;we don't do negatives

    sub     ax, ax
    mov     cx, 4
repe   cmpsw                                   ;find the first nonzero, or
                                                ;return
```


NUMERICAL METHODS

```
    inc     bx
    inc     bx
    mov     bx, word ptr [bx]           ;and following approximation
                                           ;(ceil)
    sub     bx, ax                       ;find difference
    xchg    ax, bx

    mul     byte ptr [si][6]           ;multiply by fraction bits
    mov     al, ah                       ;drop fractional places
    sub     ah, ah
    add     ax, bx                       ;add interpolated value to
                                           ;original

get_power:
    mov     bl, 31                       ;need to correct for power
                                           ;of two

    sub     bl, byte ptr powers_of_two
    sub     bh, bh
    shl     bx, 1
    shl     bx, 1                       ;point into this table
    lea    si, word ptr log10_power
    add     si, bx
    sub     dx, dx
    add     ax, word ptr [si]           ;add log of power
    adc     dx, word ptr [si][2]
    mov     di, word ptr logptr
    mov     word ptr [di][2], ax       ;write result to qword fixed
                                           ;point

    mov     word ptr [di][4], dx
    sub     cx, cx
    mov     word ptr [di], cx
    mov     word ptr [di][6], cx

exit:
    popf
    ret

lg10  endp

;
```

TRANS.ASM AND TABLE.ASM

```
;sqrt using a table and linear interpolation
;this method has real problems as the powers increase
sqrtt proc uses bx cx si di, argument:word, sqrptr:word

    local        powers-of_two:byte

    pushf
    std                    ;increment up

    sub          ax, ax
    mov          cx, 4
    mov          di, word ptr sqrptr    ;clear sqrt output
    add          di, 6
rep   stosw

    mov          si, word ptr sqrptr    ;clear sqrt output
    add          si, 6
    mov          di, word ptr argument  ;pointer to input
    add          di, 6
    mov          ax, word ptr [di]
    or           ax, ax
    js           exit                    ;we don't do negatives

    sub          ax, ax
    mov          cx, 4
repe  cmpsw                    ;find the first nonzero, or
                                ;return
                                ;zero

    je           exit

reposition_argument:
    mov          si, word ptr argument
    add          si, 6
    mov          di, si                ;shift the one eight times
    inc          cx                      ;this was a zero
    mov          ax, 4
    sub          ax, cx                ;determine number of emptywords
    shl          ax, 1                  ;bytes to words
    sub          si, ax                ;point to first nonzero word
    shl          ax, 1
```

NUMERICAL METHODS

```
        shl         ax, 1
        shl         ax, 1             ;multiply by eight
        mov         bl, al
rep     movsw
        mov         si, word ptr argument ;shift
        mov         ax, word ptr [si][6]
keep_shifting:
        or          ax, ax
        js          done_with_shift
        shl         word ptr [si][0], 1
        rcl         word ptr [si][2], 1
        rcl         word ptr [si][4], 1
        rcl         ax, 1
        inc         bl
        jmp         short keep_shifting ;normalize

done_with_shift
        mov         word ptr [si][6],ax
        mov         byte ptr powers_of_two, bl
        sub         bx, bx
        mov         bl, ah
        shl         bl, 1
        add         bx, offset word ptr sqr_tbl
                                     linear interpolation
        mov         ax, word ptr [bx]
        inc         bx
        inc         bx
        mov         bx, word ptr [bx]
        sub         bx, ax
        xchg        ax, bx

        mul         byte ptr [si][6]   ;multiply by fraction bits
        mov         al, ah             ;factor out fractional places
        sub         ah, ah
        add         ax, bx             ;add interpolated value to
                                     ;original

        mov         bl, byte ptr powers_of_two
        sub         bh, bh
        shl         bx,1
```

TRANS.ASM AND TABLE.ASM

```
    lea    si, word ptr sqr_power
    add    si, bx
    sub    dx, dx
    mul    word ptr [si]           ;multiply by inverse of root
    mov    di, word ptr sqrptr
    mov    word ptr [di][2],ax
    mov    word ptr [di][4],dx
    sub    cx,cx
    mov    word ptr [di],cx
    mov    word ptr [di][6],cx
exit:
    popf
    ret

sqrtt endp

;
;sines and cosines using a table and linear interpolation
;(degrees)

dcsin proc uses bx cx si di, argument:word, cs_ptr:word, cs_flag:byte

    local    powers_of_two:byte, sign:byte

    pushf
    std                     ;increment down

    sub     ax, ax
    mov     byte ptr sign, al    ;clear sign flag
    mov     cx,4
    mov     di, word ptr cs_ptr  ;clear sin/cos output
    add     di,6
rep     stosw

                                ;first check arguments for zero
    add     di, 8                ;reset pointer
    mov     si, di
    mov     di, word ptr argument
    add     di, 6
    mov     cx, 4
```

NUMERICAL METHODS

```
repe    cmpsw                                ;find the first nonzero, or
                                             ;return
        je      zero-exit
        jmp     prepare-arguments

zero_exit:
        cmp     byte ptr cs_flag, al        ;ax is zero
        jne     cos_0                      ;sin(0) = 0
        jmp     exit

cos_0:
        inc     ax
        inc     ax                          ;point di at base of output
        add     si,ax                       ;make ax a one
        dec     ax                          ;cos(0) = 1
        mov     word ptr [si][4],ax        ;one
        jmp     exit

prepare_arguments:
        mov     si, word ptr argument
        mov     ax, word ptr [si][4]      ;get integer portion of angle
        sub     dx, dx
        mov     cx, 360
        idiv    cx                          ;modular arithmetic to reduce
                                             ;angle
        or      dx, dx                      ;we want the remainder
        jns     quadrant
        add     dx, 360                    ;angle has gotta be positive for
                                             ;this
                                             ;to work

quadrant:
        mov     bx, dx                      ;we will use this to compute the
                                             ;value of the function
        mov     ax, dx                      ;put angle in ax
        sub     dx, dx
        mov     cx, 90
        div     cx                          ;and this to compute the sign
                                             ;ax holds an index to the
                                             ;quadrant

switch:
        cmp     byte ptr cs_flag, 0        ;what do we want
```

TRANS.ASM AND TABLE.ASM

```

je          do-sin

cos_range:
  cmp      ax, 0
  jg      cchk_180
  jmp     walk_up          ;use incrementing method

cchk_180:
  cmp      ax, 1
  jg      cchk_270
  not     byte ptr sign    ;set sign flag
  neg     bx
  add     bx, 180
  jmp     walk_back       ;use decrementing method

cchk_270:
  cmp      ax, 2
  jg      clast_90
  not     byte ptr sign    ;set sign flag
  sub     bx, 180
  jmp     walk-up

clast_90:
  neg     bx
  add     bx, 360
  jmp     walk_back

do_sin:
                                          ;find the range of the argument
  cmp      ax, 0
  jg      schk_180
  neg     bx
  add     bx, 90
  jmp     walk_back       ;use decrementing method

schk_180:
  cmp      ax, 1
  jg      schk_270

```


NUMERICAL METHODS

```
        sub        bx, 90
        jmp        walk_up                ;use incrementing method

schk_270:
        cmp        ax, 2
        jg        slast_90
        not        byte ptr sign        ;set sign flag
        neg        bx
        add        bx, 270
        jmp        walk_back

slast_90:
        not        byte ptr sign        ;set sign flag
        sub        bx, 270
        jmp        walk_up

:
;
;
walk_up:
        shl        bx, 1                ;use angle to point into the
                                        ;table

        add        bx, offset word ptr sine_tbl
        mov        dx, word ptr [bx]    ;get cos/sine of angle
        mov        ax, word ptr [si][2] ;get fraction bits
        or         ax, ax
        je         write_result

                                        ;linear interpolation
        inc        bx                    ;get next approximation
        inc        bx
        mov        cx, dx
        mov        ax, word ptr [bx]
        sub        ax, dx                ;find difference
        jnc        pos_res0
        neg        ax
        mul        word ptr [si][2]    ;multiply by fraction bits
        not        dx
        neg        ax
        jc         leave_walk_up
        inc        dx
```

TRANS.ASM AND TABLE.ASM

```
        jmp          leave-walk-up
pos_res0:
        mul          word ptr [si][2]
leave_walk_up:
        add          dx, cx                ;by fraction bits and add in
                                           ;angle
        jmp          write_result

walk_back:
        shl          bx, 1                ;point into table
        add          bx, offset word ptr sine_tbl
        mov          dx, word ptr [bx]    ;get cos/sine of angle
        mov          ax, word ptr [si][2] ;get fraction bits
        or           ax, ax
        je           write_result

        dec          bx
        dec          bx
        mov          cx, dx
        mov          ax, word ptr [bx]    ;get next incremental cos/sine
        sub          ax, dx                ;get difference
        jnc         pos_res1
        neg          ax
        mul          word ptr [si][2]    ;multiply by fraction bits
        not          dx
        neg          ax
        jc           leave-walk-back
        inc          dx
        jmp          leave-walk-back
pos_res1:
        mul          word ptr [si][2]    ;multiply by fraction bits
leave_walk_back:
        add          dx, cx                ;by fraction bits and add in
                                           ;angle

write_result:
        mov          di, word ptr cs_ptr
        mov          word ptr [di], ax    ;stuff result into variable
        mov          word ptr [di][2], dx ;setup output for qword fixed
                                           ;point
```

NUMERICAL METHODS

```
        sub        ax, ax                ;radix point between the double
                                           ;words
mov     word ptr [di][4], ax
mov     word ptr [di][6], ax
cmp     byte ptr sign, al
je      exit
not     word ptr [di][6]
not     word ptr [di][4]
not     word ptr [di][2]
neg     word ptr [di][0]
jc      exit
add     word ptr [di][2],1
adc     word ptr [di][4],ax
adc     word ptr [di][6],ax
exit:
        popf
        ret

dcsin endp
```

```

;
; *****
;gets exponent of floating point word
;
fr_xp proc        uses si di, fp0:dword, fp1:word, exptr:word

        local     flp0:qword, flp1:qword

        pushf
        cld

        xor     ax,ax
        lea    di,word ptr flp0
        mov     cx,4
rep     stosw

        lea    si,word ptr fp0
```

TRANS.ASM AND TABLE.ASM

```
        lea        di,word ptr flp0[2]
        mov        cx,2
rep     movsw

        invoke     frxp, flp0, addr flp1, exptr

        lea        si,word ptr flp1[2]
        mov        di,word ptr fp1
        mov        cx,2
rep     movsw

        popf
        ret
fr_xp  endp
```

```
;frxp performs an operation similar to the c function frexp. used
;for floating point math routines.
;returns the exponent -bias of a floating point number.
;it does not convert to floating point first, but expects a single
;precision number on the stack.
```

```
frxp  proc        uses di, float:qword, fraction:word, exptr:word

        pushf
        cld
        mov        di, word ptr exptr            ;assign pointer to exponent
        mov        ax, word ptr float[4]        ;get upper word of float
        mov        dx, word ptr float[2]
        sub        cx, cx
        or         cx, ax
        or         cx, dx
        je         make_it_zero                ;it is a zero
        shl        ax, 1
        rcl        cl, 1                        ;save the sign
        sub        ah, 7eh                      ;subtract bias to place float
                                                ;.5<=x<1
        mov        byte ptr [di],ah
```

NUMERICAL METHODS

```
        mov     ah, 7eh
        shr     cl, 1                ;replace the sign
        rcr     ax, 1
        mov     word ptr float[4], ax
        mov     di, word ptr fraction
        lea     si, word ptr float
        mov     cx, 4
rep     movsw
frxp_exit:
        popf
        ret
make_it_zero:
        sub     ax, ax
        mov     byte ptr [di], al
        mov     di, word ptr fraction
rep     stosw
        jmp     frxp_exit
frxp     endp

; *****
;creates float from fraction and exponent
;
ld_xp proc     uses si di, fp0:dword, power:word, exp:byte

        local     flp0:qword, result:qword

        pushf
        cld

        xor     ax,ax

        lea     di,word ptr flp0
        mov     cx,4
rep     stosw

        lea     si,word ptr fp0
        lea     di,word ptr flp0[2]
        mov     cx,2
rep     movsw
```

TRANS.ASM AND TABLE.ASM

```
        invoke      ldxp, flp0, addr result, exp

        lea        si,word ptr result[2]
        mov        di,word ptr power
        mov        cx,2
rep     movsw

        popf
        ret
ld_xp  endp
```

```
;ldxp is similar to ldexp in c, it is used for math functions
;takes from the stack, an input float(extended and returns a pointer to
;a value to
;the power of two
;passed with it.
```

```
ldxp proc      uses di, float:qword, power:word, exp:byte

        mov        ax, word ptr float[4]          ;get upper word of float
        mov        dx, word ptr float[2]          ;extended bits are not checked
        sub        cx, cx
        or         cx, ax
        or         cx, dx
        je         return_zero
        shl        ax, 1                          ;save the sign
        rcl        cl, 1
        mov        ah, 7eh
        add        ah, byte ptr exp
        jc         ld_overflow

        shr        cl, 1                          ;return the sign
        rcr        word ptr ax, 1                  ;position exponent
        mov        word ptr float[4], ax

ldxp_exit:
```

NUMERICAL METHODS

```
        mov     cx, 4
        mov     di, word ptr power
        lea     si, word ptr float
rep     movsw
        ret

        ret

ld_overflow:
        mov     word ptr float[4], 7f80h
        sub     ax, ax
        mov     word ptr float[2], ax
        mov     word ptr float[0], ax
        jmp     ldxp_exit

return_zero:
        sub     ax, ax
        mov     di, word ptr power
        mov     cx, 4
rep     stosw
        jmp     ldxp_exit
ldxp    endp

;
; *****
; FX_SQR
; accepts integers.
; Remember that the powers follow the powers of two, i.e., the root of a double
word
; is a word, the root of a word is a byte, the root of a byte is a nibble, etc.
; new_estimate = (radicand/last_estimate+last_estimate)/2, last_estimate=
new_estimate.

fx_sqr proc uses bx cx dx di si, radicand:dword, root:word

        local  estimate:word, cntr:byte

        byte ptr cntr, 16
        bx, bx                                ;to test radicand
```

TRANS.ASM AND TABLE.ASM

```

mov     ax, word ptr radicand
mov     dx, word ptr radicand[2]
or      dx, dx
js      sign_exit
je      zero_exit
jmp     find_root           ;not zero
zero_exit:
or      ax, ax             ;no negatives or zeros
jne     find_root
sign_exit:                  ;indicate error in the operation
stc
sub     ax, ax
mov     dx, ax
jmp     root_exit

find_root:
sub     byte ptr cntr, 1
jc      root-exit         ;will exit with carry set and an
                        ;approximate root
find_root1:
or      dx, dx             ;must be zero
je      fits              ;some kind of estimate
shr     dx, 1
rcr     ax, 1
jmp     find_root1        ;cannot have a root greater
                        ;than 16 bits foe
                        ;a 32 bit radicand!
fits:
mov     word ptr estimate, ax ;store first estimate of root
sub     dx, dx
mov     ax, word ptr radicand[2]
div     word ptr estimate
mov     bx, ax             ;save quotient from division of
                        ;upperword
mov     ax, word ptr radicand
div     word ptr estimate   ;divide lower word
mov     dx, bx             ;concatenate quotients

add     ax, word ptr estimate ;(radicand/estimate+estimate)/
                        ;2

```


NUMERICAL METHODS

```
        adc         dx, 0
        shr         dx, 1
        rcr         ax, 1

        or          dx, dx                ;to prevent any modular aliasing
        jne         find_root
        cmp         ax, word ptr estimate ;is the estimate still changing?
        jne         find_root
        clc                     ;clear the carry to indicate
                                   ;success

root_exit:
        mov         di, word ptr root
        mov         word ptr [di], ax
        mov         word ptr [di][2], dx
        ret
fx_sqr endp

;
; *****
;
; school_sqr
; accepts integers
school_sqr      proc uses bx cx dx di si, radicand:dword, root:word

        local      estimate:qword, bits:byte

        sub         bx, bx
        mov         ax, word ptr radicand
        mov         dx, word ptr radicand[2]
        or          dx, dx
        js          sign_exit
        je          zero_exit
        jmp         setup                ;not zero
zero_exit:
        or          ax, ax                ;no negatives or zeros
        jne         setup
sign_exit:
        sub         ax, ax                ;indicate error in the operation
                                   ;can't do negatives
```

TRANS.ASM AND TABLE.ASM

```
        mov     dx, ax                ;zero for fail
        stc
        jmp     root_exit

setup:
        mov     byte ptr bits, 16
        mov     word ptr estimate, ax
        mov     word ptr estimate[2], dx
        sub     ax, ax
        mov     word ptr estimate[4], ax
        mov     word ptr estimate[6], ax
        mov     bx, ax                ;root
        mov     cx, ax
        mov     dx, ax                ;intermediate

findroot:
        shl     word ptr estimate, 1
        rcl     word ptr estimate[2], 1
        rcl     word ptr estimate[4], 1
        rcl     word ptr estimate[6], 1

        shl     word ptr estimate, 1
        rcl     word ptr estimate[2], 1
        rcl     word ptr estimate[4], 1
        rcl     word ptr estimate[6], 1        ;double shift radicand

        shl     ax, 1
        rcl     bx, 1                ;shift root

        mov     cx, ax
        mov     dx, bx
        shl     cx, 1
        rcl     dx, 1                ;root*2
        add     cx, 1
        adc     dx, 0                ;+1

subtract_root:
        sub     word ptr estimate[4], cx        ;accumulator-2*root+1
        sbb     word ptr estimate[6], dx
        jnc     r_plus_one
```

NUMERICAL METHODS

```
    add     word ptr estimate[4], cx
    adc     word ptr estimate[6], dx
    jmp     continue_loop
r-plus-one:
    add     ax, 1
    adc     bx, 0                                ;r+=1
continue_loop:
    dec     byte ptr bits
    jne     findroot
    cld

root_exit:
    mov     di, word ptr root
    mov     word ptr [di], ax
    mov     word ptr [di][2], bx

    ret
school_sqr endp
```

```
; *****
;fp-cos
```

fp_cos proc uses si di, fp0:dword, fp1:word

```
    local   flp0:qword, result:qword, sign:byte

    pushf
    cld
    xor     ax,ax
    lea     di,word ptr flp0
    mov     cx,4
    rep stosw

    lea     si,word ptr fp0
    lea     di,word ptr flp0[2]
    mov     cx,2
    rep movsw
```

TRANS.ASM AND TABLE.ASM

```
sub     al, al
mov     byte ptr sign, al

invoke  fladd, flp0, half_pi, addr flp0
mov     ax, word ptr flp0[4]
or      ax, ax
jns     positive
not     byte ptr sign           ;is it less than zero?
                                           ;positive:

invoke  flsin, flp0, addr result, sign

mov     ax, word ptr result[2]
mov     dx, word ptr result[4]
mov     di, word ptr fpl
mov     word ptr [di], ax
mov     word ptr [di][2], dx

popf
ret
fp_cos endp

;
;*****
;fp_sin
;
;
fp_sin proc uses si di, fp0:dword, fpl:word

local  flp0:qword, result:qword, sign:byte

pushf
cld
xor    ax, ax
lea   di, word ptr flp0
mov   cx, 4
rep  stosw
```

NUMERICAL METHODS

```
    lea    si,word ptr fp0
    lea    di,word ptr flp0[2]
    mov    cx,2
rep movsw

    sub    al, al
    mov    byte ptr sign, al
    mov    ax, word ptr flp0[4]
    or     ax, ax
    jns    positive
    not    byte ptr sign          ;is it less than zero?
                                       ;positive:

    invoke flsin, flp0, addr result, sign

    invoke round, result, addr result

    mov    ax, word ptr result[2]
    mov    dx, word ptr result[4]
    mov    di, word ptr fp1
    mov    word ptr [di], ax
    mov    word ptr [di][2], dx

    popf
    ret
fp_sinendp

;
;*****
;flsin
;

flsin proc    uses bx cx dx si di, fp0:qword, fp1:word, sign:byte

    local    result:qword, temp0:qword, temp1:qword,
            y:qword, u:qword

    pushf
    cld
```

TRANS.ASM AND TABLE.ASM

```
        invoke      flcomp, fp0, ymax           ;error, entry value too
                                                ;large

        cmp        ax, 1
        jl         absx

error_exit:
        lea       di, word ptr result
        sub       ax, ax
        mov       cx, 4
rep     stosw
        jmp       writeout

absx:
        mov       ax, word ptr fp0[4]         ;make absolute
        or        ax, ax
        jns      deconstruct_exponent
        and       ax, 7fffh
        mov       word ptr fp0[4], ax

deconstruct_exponent:
        invoke    flmul, fp0, one_over_pi, addr result
                                                ;x/pi

        invoke    intrnd, result, addr temp0
                                                ;intrnd(x/pi)

        mov       ax, word ptr temp0[2]       ;determine if integerhas
                                                ;odd or even
        mov       dx, word ptr temp0[4]       ;number of bits
        mov       cx, dx
        and       cx, 7f80h                   ;get rid of sign and
                                                ;mantissa portion

        shl      cx, 1
        mov       cl, ch
        sub       ch, ch
        sub       cl, 7fh                     ;subtract bias (-1) from
                                                ;exponent

        js       not-odd
```

NUMERICAL METHODS

```
        inc        cl
        or         cl, cl
        je         xpi
extract_int:
        shl        ax, 1
        rcl        dx, 1
        rcl        word ptr bx, 1
        loop       extract_int           ;position as fixedpoint
        test       dh, 1
        je         xpi
        not        byte ptr sign
not_odd:

xpi:
                                           ;extended precision multiply
                                           ;by pi
        invoke     flmul, sincos[8*0], temp0, addr result
                                           ;intrnd(x/pi)*c1

        invoke     flsub, fp0, result, addr result
                                           ;|x|-intrnd(x/pi)

        invoke     flmul, temp0, sincos[8*1], addr temp1
                                           ;intrnd(x/pi)*c2

        invoke     flsub, result, temp1, addr y
                                           ;y

chk_eps:
        invoke     flabs, y, addr temp0           ;is the argument less than eps?
        invoke     flcomp, temp0, eps
        or         ax, ax
        jns        r_g
        lea        di, word ptr result
        sub        ax, ax
        mov        cx, 4
rep     stosw
        jmp        writeout
```

TRANS.ASM AND TABLE.ASM

```
r_g:
    invoke    flmul, y, y, addr u
                                ;evaluator(g)
                                ;((r4*g+r3)*g+r2)*g+r1)*g
    invoke    flmul, u, sincos[8*5], addr result
    invoke    fladd, sincos[8*4], result, addr result

    invoke    flmul, u, result, addr result
    invoke    fladd, sincos[8*3], result, addr result

    invoke    flmul, u, result, addr result
    invoke    fladd, sincos[8*2], result, addr result

    invoke    flmul, u, result, addr result
                                ;result == z

fxr:
    invoke    flmul, result, y, addr result

    invoke    fladd, result, y, addr result
                                ;r*r+f

handle_sign:
    cmp       byte ptr sign, -1
    jne       writeout
    xor       word ptr result[4], 8000h
                                ;result * sign

writeout:
    mov       di, word ptr fp1
    lea      si, word ptr result
    mov      cx, 4
rep     movsw

flsin_exit:

    popf
    ret
flsin     endp
```


NUMERICAL METHODS

```
;
; *****
; fp_tan

;
fp_tan proc      uses si di, fp0:dword, fp1:word

                local      flp0:qword,  result:qword

                pushf
                cld
                xor         ax,ax
                lea        di,word ptr flp0
                mov        cx,4
rep             stosw

                lea        si,word ptr fp0
                lea        di,word ptr flp0[2]
                mov        cx,2
rep             movsw

                invoke     fltancot, flp0, addr result

                mov        ax, word ptr result[2]
                mov        dx, word ptr result[4]
                mov        di, word ptr fp1
                mov        word ptr [di], ax
                mov        word ptr [di][2], dx

                popf
                ret
fp_tanendp
;
; *****
;fltancot
```

TRANS.ASM AND TABLE.ASM

```
fltancot proc      uses bx cx dx si di, fp0:qword, fpl:word

    local          flp0:qword, result:qword, temp0:qword, temp1:qword,
                  sign:byte, xnum:qword, xden:qword, xn:qword, f:qword,
                  g:qword, fxpg:qword, gg:qword

    pushf
    cld

    sub            ax, ax
    mov            byte ptr sign, al          ;clear the sign flag

    lea            di, word ptr g
    mov            cx, 4
rep    stosw                      ;place input argument in
                                      ;variable

    lea            di, word ptr f
    mov            cx, 4
rep    stosw                      ;place input argument in
                                      ;variable

    shl            word ptr fp0[4], 1
    rcl            byte ptr sign, 1
    shr            word ptr fp0[4], 1      ;absolute value for comparison

    invoke         flcomp, fp0, ymax      ;error,entry value too large
    cmp            ax, 1
    jl            continue
    lea            di, word ptr result
    sub            ax, ax
    mov            cx, 4
rep    stosw
    jmp            fltancot_exit

continue:
    shl            word ptr fp0[4], 1
    shr            byte ptr sign, 1
    rcr            word ptr fp0[4], 1      ;restore sign
```

NUMERICAL METHODS

```
invoke    flmul, fp0, two-over-pi, addr result
          ;x*2/pi

invoke    intrnd, result, addr xn
          ;intmd(x*2/pi)

mov       ax, word ptr xn[2]          ;determine if integer has odd
          ;or even
mov       dx, word ptr xn[4]          ;number of bits
mov       cx, dx
and       cx, 7f80h                   ;get rid of sign and
          ;mantissa portion

shl       cx, 1
mov       cl, ch
sub       ch, ch
or        cl, cl
je        not-odd
sub       cl, 7fh                     ;subtract bias (-1) from
          ;exponent

js        not-odd
inc       cl
or        cl, cl
je        not-odd
and       dx, 7fh
or        dx, 80h                     ;restore hidden bit

extract_int:
shl       ax, 1
rcl       dx, 1
rcl       word ptr bx, 1
loop     extract_int                 ;position as fixedpoint
test      dh, 1
je        not_odd
mov       byte ptr sign, -1

not_odd:

invoke    flmul, xn, tancot[8*0], addr temp0
invoke    flsub, fp0, temp0, addr temp0
          ;(x-xn*cl)

invoke    flmul, xn, tancot[8*1], addr temp1
```

TRANS.ASM AND TABLE.ASM

```

                                ;xn*c2

invoke    flsub, temp0, temp1, addr f
                                ;(x-xn*c1)-xn*c2

invoke    flabs, f, addr temp1    ;|f|<eps?
invoke    flcomp, temp1, eps
or        ax, ax
jns       compute
lea       si, word ptr f          ;f->xnum
lea       di, word ptr xnum
mov       cx, 4
rep       movsw
lea       si, word ptr one        ;1.0->xden
lea       di, word ptr xden
mov       cx, 4
rep       movsw
jmp       compute-result

compute:
invoke    flmul, f, f, addr g      ;f*f->g

invoke    flmul, g, tancot[8*3], addr temp0
invoke    flmul, f, temp0, addr temp0
invoke    fladd, temp0, f, addr fxpg
                                ;fxpg = (p2 * g + p1) * g * f
                                ;+ f

invoke    flmul, g, tancot[8*6], addr temp0
invoke    fladd, temp0, tancot[8*5], addr temp0
invoke    flmul, g, temp0, addr temp0
invoke    fladd, temp0, tancot[8*4], addr qg
                                ;qg = (q2 * g + q1) * g + q0

lea       si, word ptr fxpg
lea       di, word ptr xnum
mov       cx, 4
rep       movsw
lea       si, word ptr qg

```

NUMERICAL METHODS

```
        lea        di, word ptr xden
        mov        cx, 4
rep     movsw

compute_result:
        mov        al, byte ptr sign           ;even or odd
        or         al, al
        je         xnum_xden
        xor        word ptr xnum[4],8000h     ;make it negative
        jmp        short xden_xnum

xden_xnum:
        invoke     fldiv, xden, xnum, fpl
        jmp        fltancot_exit

xnum_xden:
        invoke     fldiv, xnum, xden, fpl

fltancot_exit:
        popf
        ret
fltancot endp
```

```
;  
;*****  
;fp_sqr
```

```
fp_sqr proc      uses si di, fp0:dword, fp1:word

        local     flp0:qword, result:qword

        pushf
        cld
        xor        ax,ax
        lea        di,word ptr flp0
```

TRANS.ASM AND TABLE.ASM

```

mov     cx,4
stosw

lea     si,word ptr fp0
lea     di,word ptr flp0[2]
mov     cx,2
movsw

invoke  flsqr, flp0, addr result

invoke  round, result, addr result

mov     ax, word ptr result[2]
mov     dx, word ptr result[4]
mov     di, word ptr fp1
mov     word ptr [di], ax
mov     word ptr [di][2], dx

popf
ret
fp_sqr endp

;
; *****
; flsqr

flsqr proc    uses bx cx dx si di, fp0:qword, fp1:word

local    result:qword, temp0:qword, temp1:qword, exp:byte,
xn:qword, f:qword, y0:qword, m:byte

pushf
cld

lea     di, word ptr xn

```

NUMERICAL METHODS

```

        sub     ax, ax
        mov     cx, 4
rep     stosw

        invoke  flcomp, fp0, zero           ;error, entry value too large
        cmp     ax, 1
        je     ok
        cmp     ax, 0
        je     got-result
        mov     di, word ptr fp1
        sub     ax, ax
        mov     cx, 4
rep     stosw
        not     ax
        and     ax, 7f80h
        mov     word ptr result[4],ax      ;make it plus infinity
        jmp     flsqr_exit

got_result:
        mov     di, word ptr fp1
        sub     ax, ax
        mov     cx, 4
rep     stosw
        jmp     flsqr_exit

ok:
        invoke  frxp, fp0, addr f, addr exp ;get exponent

        invoke  flmul, f, y0b, addr temp0
        invoke  fladd, temp0, y0a, addry

heron:
        invoke  fldiv, f, y0, addr temp0   ;two passes through
        invoke  fladd, y0, temp0, addr temp0 ;(x/r+r)/2 is all we need
        mov     ax, word ptr temp0[4]
        shl     ax, 1
        sub     ah, 1                       ;should always be safe
        shr     ax, 1
        mov     word ptr temp0[4], ax      ;subtracts one half by
```

TRANS.ASM AND TABLE.ASM

```

;decrementing the exponent
;one
invoke    fldiv, f, temp0, addr temp1
invoke    fladd, temp0, temp1, addr temp0
mov       ax, word ptr temp0[4]
shl      ax, 1
sub      ah, 1                ;should always be safe
shr      ax, 1
mov       word ptr y0[4], ax   ;subtracts one half by
mov       ax, word ptr temp0[2] ;decrementing the exponent
;one
mov       word ptr y0[2], ax
mov       ax, word ptr temp0
mov       word ptr y0, ax
sub      ax, ax
mov       word ptr y0[6], ax

chk_n:
mov       al, byte ptr exp
mov       cl, al
sar      al, 1                ;arithmetic shift
jnc      evn

odd:
invoke    flmul, y0, sqrt_half, addr y0 ;adjustment for uneven
;exponent

mov       al, cl
inc      al
sar      al, 1

evn:
mov       cl, al                ;n/2->m

power:
mov       ax, word ptr y0[4]
shl      ax, 1
add      ah, cl

write_result:
shr      ax, 1
mov       word ptr y0[4], ax

```


NUMERICAL METHODS

```
        lea        si, word ptr y0
        mov        di, word ptr fpl
        mov        cx, 4
rep     movsw

flsqr_exit:
        popf
        ret

flsqr     endp

;
;*****
;lgb - log to base 2
;input argument must be be 1<= x < 2
;multiply the result by .301029995664 (4d104d42h) to convert to base 10
;higher powers of 2 can be derivedby counting the number of shifts required
;to bring the number between 1 and 2, calculating that lgb then adding, as the
;integer portion, the number of shifts as that is the power of the number.

lgb     proc          uses bx cx dx di si, argument:qword, result:word

        local      k:byte, z:qword

        mov        di,word ptr result
        sub        ax,ax
        mov        cx, 4
rep     stosw                ;make y zero
        inc        al
        mov        byte ptr k, al ;make k == 1

        mov        ax, word ptr argument
        mov        bx, word ptr argument[2]
        mov        dx, word ptr argument[4]

        shr        dx, 1                ;z=argument/2
        rcr        bx, 1
        rcr        ax, 1                ;scale argument for z
```

TRANS.ASM AND TABLE.ASM

```
    lea    di, word ptr z
    mov    word ptr [di], ax
    mov    word ptr [di][2], bx
    mov    word ptr [di][4], dx

xl:
    mov    ax, word ptr argument
    mov    bx, word ptr argument[2]
    mov    dx, word ptr argument [4]    ;argument between 1.0 and 2.0

    sub    cx, cx
    cmp    ax, cx                    ;test for 1.0
    jne    not_done_yet
    cmp    bx, ax
    jne    not_done_yet
    inc    cx
    cmp    dx, ax
    jne    not_done_yet

    jmp    logb_exit

not_done_yet:
    sub    ax, word ptr z            ;x-z<1?
    sbb    bx, word ptr z[2]
    jc    shift

reduce:
    mov    word ptr argument, ax    ;x<-x-z
    mov    word ptr argument[2], bx
    mov    word ptr argument[4], dx

    sub    cx, cx
    mov    cl, byte ptr k

shiftk:
    shr    dx, 1
    rcr    bx, 1
    rcr    ax, 1
    loop   shiftk
    mov    word ptr z, ax          ;z<-argument<<k
```

NUMERICAL METHODS

```
mov     word ptr z[2], bx
mov     word ptr z[4], dx

sub     bx, bx
mov     bl, byte ptr k
cmp     bl, 20
ja      logb_exit

dec     bl
shl     bx, 1
shl     bx, 1
shl     bx, 1                ;point into table of qwords

lea     si, word ptr log2
mov     ax, word ptr [si][bx]
mov     cx, word ptr [si][bx][2]
mov     dx, word ptr [si][bx][4] ;get log of power
mov     di, word ptr result
add     word ptr [di], ax
adc     word ptr [di][2], cx
adc     word ptr [di][4], dx
jmp     xl

shift:
shr     word ptr z[4], 1
rcr     word ptr z[2], 1
rcr     word ptr z, 1

inc     byte ptr k

jmp     xl

logb_exit:
ret
lgb     endp

;
; *****
;pwrb - base 10    to power
```

TRANS.ASM AND TABLE.ASM

```
;input argument must be be  $1 \leq x < 2$ 
pwrB proc      uses bx cx dx di si, argument:qword, result:word

        local      k:byte, z:qword

        mov        di, word ptr result      ;y
        sub        ax, ax
        mov        cx, 2
rep     stosw      ;make y one
        inc        ax
        stosw
        dec        ax
        stosw
x0:     mov        byte ptr k, al           ;make k = 0
        mov        ax, word ptr argument
        mov        cx, word ptr argument[2]
        mov        dx, word ptr argument[4] ;argument  $0 \leq x < 1$ 

        sub        bx, bx
        cmp        ax, bx                 ;testfor 0.0
        jne        not_done_yet
        cmp        cx, bx
        jne        not_done_yet
        cmp        dx, bx
        jne        not_done_yet

        jmp        pwrB_exit

not_done_yet
        sub        bx, bx
        mov        bl, byte ptr k
        cmp        bl, 20h
        ja         pwrB_exit

        shl        bx, 1
        shl        bx, 1
        shl        bx, 1                 ;point into table of qwords

        lea        si, word ptr power10
```

NUMERICAL METHODS

```
    cmp     dx, word ptr [si][bx][4]
    jb     increase
    ja     reduce
    cmp     cx, word ptr [si][bx][2]
    jb     increase
    ja     reduce
    cmp     ax, word ptr [si][bx]
    jb     increase

reduce:
    sub     ax, word ptr [si][bx]
    sbb    cx, word ptr [si][bx][2]
    sbb    dx, word ptr [si][bx][4]
    mov     word ptr argument, ax           ;x<-x-z
    mov     word ptr argument[2], cx
    mov     word ptr argument[4], dx

    sub     cx, cx
    mov     cl, byte ptr k

    mov     si, word ptr result
    mov     ax, word ptr [si]
    mov     bx, word ptr [si][2]
    mov     dx, word ptr [si][4]
    cmp     cl, 0
    je     no_shiftk
shiftk:
    shr     dx, 1
    rcr     bx, 1
    rcr     ax, 1
    loop   shiftk
no_shiftk:
    add     word ptr [si], ax               ;z<-argument<<k
    adc     word ptr [si][2], bx
    adc     word ptr [si][4], dx

    jmp     x0

increase:
```

TRANS.ASM AND TABLE.ASM

```

        inc      byte ptr k
        jmp     x0

pwrb_exit:
        ret
pwb     endp

;*****
;circular- implementation of the circular routine, a subset of the CORDIC devices
;
;
circular      proc uses bx cx dx di si, x:word, y:word, z:word

        local   smallx:qword, smally:qword, smallz:qword, i:byte,
                shifter:word

        lea     di, word ptr smallx
        mov     si, word ptr x
        mov     cx, 4
rep     movsw

        lea     di, word ptr smally
        mov     si, word ptr y
        mov     cx, 4
rep     movsw

        lea     di, word ptr smallz
        mov     si, word ptr z
        mov     cx, 4
rep     movsw

        sub     ax, ax
        mov     byte ptr i, al           ;i=0

```

NUMERICAL METHODS

```
        mov     bx, ax
        mov     cx, ax

twist:
        sub     ax, ax
        mov     al, i
        mov     word ptr shifter, ax

        mov     si, word ptr x           ;multiply by 2^-i
        mov     ax, word ptr [si]
        mov     bx, word ptr [si][2]
        mov     cx, word ptr [si][4]
        mov     dx, word ptr [si][6]

        cmp     word ptr shifter, 0
        je     load_smallx

shiftx:
        sar     dx, 1                   ;note the arithmetic shift
        rcr     cx, 1                   ;for sign extension
        rcr     bx, 1
        rcr     ax, 1
        dec     word ptr shifter
        jnz    shiftx

load_smallx:
        mov     word ptr smallx, ax
        mov     word ptr smallx[2], bx
        mov     word ptr smallx[4], cx
        mov     word ptr smallx[6], dx   ;x=x>>i

        sub     ax, ax
        mov     al, i
        mov     word ptr shifter, ax

        mov     si, word ptr y
        mov     ax, word ptr [si]
        mov     bx, word ptr [si][2]
        mov     cx, word ptr [si][4]
        mov     dx, word ptr [si][6]

        cmp     word ptr shifter, 0     ;multiply by 2^-i
```

TRANS.ASM AND TABLE.ASM

```

        je          load_smally
shifty:
        sar        dx, 1          ;note the arithmetic shift
        rcr        cx, 1          ;for sign extension
        rcr        bx, 1
        rcr        ax, 1
        dec        word ptr shifter
        jnz        shifty
load_smally:
        mov        word ptr smally, ax
        mov        word ptr smally[2], bx
        mov        word ptr smally[4], cx
        mov        word ptr smally[6], dx    ;y=Y>>i

get_atan:
        sub        bx, bx
        mov        bl, i
        shl        bx, 1
        shl        bx, 1          ;got to point into a dword table
        lea        si, word ptr atan_array
        mov        ax, word ptr [si][bx]
        mov        dx, word ptr [si][bx][2]

        mov        word ptr smallz, ax
        mov        word ptr smallz[2], dx    ;z=atan[i]
        sub        ax, ax
        mov        word ptr smallz[4], ax
        mov        word ptr smallz[6], ax

test_z:
        mov        si, word ptr z
        mov        ax, word ptr [si][6]
        or         ax, ax
        jns        positive

negative:
        mov        ax, word ptr smally
        mov        bx, word ptr smally[2]
        mov        cx, word ptr smally[4]
        mov        dx, word ptr smally[6]

```


NUMERICAL METHODS

```
mov     di, word ptr x
add     word ptr [di], ax
adc     word ptr [di][2], bx
adc     word ptr [di][4], cx
adc     word ptr [di][6], dx           ;x += y

mov     ax, word ptr smallx
mov     bx, word ptr smallx[2]
mov     cx, word ptr smallx[4]
mov     dx, word ptr smallx[6]

mov     di, word ptr y
sub     word ptr [di], ax
sbb     word ptr [di][2], bx
sbb     word ptr [di][4], cx
sbb     word ptr [di][6], dx           ;Y -= x

mov     ax, word ptr smallz
mov     bx, word ptr smallz[2]
mov     cx, word ptr smallz[4]
mov     dx, word ptr smallz[6]

mov     di, word ptr z
add     word ptr [di], ax
adc     word ptr [di][2], bx
adc     word ptr [di][4], cx
adc     word ptr [di][6], dx           ;x += y

jmp     for_next

positive:
mov     ax, word ptr smally
mov     bx, word ptr smally [2]
mov     cx, word ptr smally[4]
mov     dx, word ptr smally[6]
mov     di, word ptr x
sub     word ptr [di], ax
sbb     word ptr [di][2], bx
```

TRANS.ASM AND TABLE.ASM

```

sbb      word ptr [di][4], cx
sbb      word ptr [di][6], dx          ;x -= y

mov      ax, word ptr smallx
mov      bx, word ptr smallx[2]
mov      cx, word ptr smallx[4]
mov      dx, word ptr smallx[6]
mov      di, word ptr y
add      word ptr [di], ax
adc      word ptr [di][2], bx
adc      word ptr [di][4], cx
adc      word ptr [di][6], dx          ;Y += x

mov      ax, word ptr smallz
mov      bx, word ptr smallz[2]
mov      cx, word ptr smallz[4]
mov      dx, word ptr smallz[6]
mov      di, word ptr z
sub      word ptr [di], ax
sbb      word ptr [di][2], bx
sbb      word ptr [di][4], cx
sbb      word ptr [di][6], dx          ;x -= y

for_next:
inc      byte ptr i                  ;bump exponent
cmp      byte ptr i, 32
ja       circular-exit
jmp      twist

circular-exit

ret
circular      endp

;
;*****
;icirc- implementation of the inverse circular routine, a subset of the cordic
;devices
;

```

NUMERICAL METHODS

```
;
;
icirc proc uses bx cx dx di si, x:word, y:word, z:word

        local        smallx:qword, smally:qword, smallz:qword, i:byte,
                    shifter:word

        lea          di, word ptr smallx
        mov          si, word ptr x
        mov          cx, 4
rep     movsw

        lea          di, word ptr smally
        mov          si, word ptr y
        mov          cx, 4
rep     movsw

        lea          di, word ptr smallz
        mov          si, word ptr z
        mov          cx, 4
rep     movsw

        sub          ax, ax
        mov          byte ptr i, al ;i=0
        mov          bx, ax
        mov          cx, ax

twist:
        sub          ax, ax
        mov          al, i
        mov          word ptr shifter, ax

        mov          si, word ptr x                ;multiply by2^-i
        mov          ax, word ptr [si]
        mov          bx, word ptr [si][2]
        mov          cx, word ptr [si][4]
        mov          dx, word ptr [si][6]

        cmp          word ptr shifter, 0
```

TRANS.ASM AND TABLE.ASM

```

        je            load_smallx
shiftx:
        sar          dx, 1
        rcr          cx, 1
        rcr          bx, 1
        rcr          ax, 1
        dec          word ptr shifter
        jnz          shiftx
load_smallx:
        mov          word ptr smallx, ax
        mov          word ptr smallx[2], bx
        mov          word ptr smallx[4], cx
        mov          word ptr smallx[6], dx            ;x=X>>i

        sub          ax, ax
        mov          al, i
        mov          word ptr shifter, ax

        mov          si, word ptr y
        mov          ax, word ptr [si]
        mov          bx, word ptr [si][2]
        mov          cx, word ptr [si][4]
        mov          dx, word ptr [si][6]

        cmp          word ptr shifter, 0
        je            load_smally
shifty:
        sar          dx, 1
        rcr          cx, 1
        rcr          bx, 1
        rcr          ax, 1
        dec          word ptr shifter
        jnz          shifty
load_smally:
        mov          word ptr smally, ax
        mov          word ptr smally[2], bx
        mov          word ptr smally[4], cx
        mov          word ptr smally[6], dx            ;y=Y>>i

get_atan:

```

NUMERICAL METHODS

```
sub    bx, bx
mov    bl, i
shl    bx, 1
shl    bx, 1                ;got to point into a dword table
lea    si, word ptr atan_array
mov    ax, word ptr [si][bx]
mov    dx, word ptr [si][bx][2]

mov    word ptr smallz, ax
mov    word ptr smallz[2], dx    ;z=atan[i]
sub    ax, ax
mov    word ptr smallz[4], ax
mov    word ptr smallz[6], ax

test_Y:
mov    si, word ptr y
mov    ax, word ptr [si][6]
or     ax, ax
js     positive

negative:
mov    ax, word ptr smally
mov    bx, word ptr smally[2]
mov    cx, word ptr smally[4]
mov    dx, word ptr smally[6]

mov    di, word ptr x
add    word ptr [di], ax
adc    word ptr [di][2], bx
adc    word ptr [di][4], cx
adc    word ptr [di][6], dx    ;x += y

mov    ax, word ptr smallx
mov    bx, word ptr smallx[2]
mov    cx, word ptr smallx[4]
mov    dx, word ptr smallx[6]

mov    di, word ptr y
sub    word ptr [di], ax
sbb   word ptr [di][2], bx
```

TRANS.ASM AND TABLE.ASM

```
sbb     word ptr [di][4], cx
sbb     word ptr [di][6], dx           ;Y -= x

mov     ax, word ptr smallz
mov     bx, word ptr smallz[2]
mov     cx, word ptr smallz[4]
mov     dx, word ptr smallz[6]

mov     di, word ptr z
add     word ptr [di], ax
adc     word ptr [di][2], bx
adc     word ptr [di][4], cx
adc     word ptr [di][6], dx           -x += y

jmp     for_next

positive:
mov     ax, word ptr smally
mov     bx, word ptr smally[2]
mov     cx, word ptr smally[4]
mov     dx, word ptr smally[6]
mov     di, word ptr x
sub     word ptr [di], ax
sbb     word ptr [di][2], bx
sbb     word ptr [di][4], cx
sbb     word ptr [di][6], dx           ;x -= y

mov     ax, word ptr smallx
mov     bx, word ptr smallx[2]
mov     cx, word ptr smallx[4]
mov     dx, word ptr smallx[6]
mov     di, word ptr y
add     word ptr [di], ax
adc     word ptr [di][2], bx
adc     word ptr [di][4], cx
adc     word ptr [di][6], dx           ;Y += x

mov     ax, word ptr smallz
mov     bx, word ptr smallz[2]
```

NUMERICAL METHODS

```

        mov     cx, word ptr smallz[4]
        mov     dx, word ptr smallz[6]
        mov     di, word ptr z
        sub     word ptr [di], ax
        sbb     word ptr [di][2], bx
        sbb     word ptr [di][4], cx
        sbb     word ptr [di][6], dx           ;x -= y

for_next:
        inc     byte ptr i
        cmp     byte ptr i, 32
        ja     icircular_exit
        jmp     twist

icircular_exit:
        ret
icirc endp

; *****
;hyper- implementation of the hyperbolic routine, a subset of the cordic devices

;
hyper proc uses bx cx dx di si, x:word, y:word, z:word

        local  smallx:qword, smally:qword, smallz:qword, i:byte,
              shifter:word

        lea    di, word ptr smallx
        mov    si, word ptr x
        mov    cx, 4
rep     movsw

        lea    di, word ptr smally
        mov    si, word ptr y
        mov    cx, 4
```

TRANS.ASM AND TABLE.ASM

```
rep    movsw

        lea    di, word ptr smallz
        mov    si, word ptr z
        mov    cx, 4
rep    movsw

        sub    al, al
        inc    al
        mov    byte ptr i, al ;i=1

twister:
        call   near ptr twist

for_next:
        cmp    byte ptr i, 4
        jne    chk_13
        call   near ptr twist
chk_13:
        cmp    byte ptr i, 13
        jne    chk_max           ;add in repeating term
        call   near ptr twist
chk_max:
        inc    byte ptr i
        cmp    byte ptr i, 32
        ja    hyper_exit
        jmp    twister

hyper_exit:
        ret

twist:
        sub    ax, ax
        mov    al, i
        mov    word ptr shifter, ax

        mov    si, word ptr x
        mov    ax, word ptr [si]
        mov    bx, word ptr [si][2]
```


NUMERICAL METHODS

```
        mov     cx, word ptr [si][4]
        mov     dx, word ptr [si][6]

shiftx:
        sar     dx, 1
        rcr     cx, 1
        rcr     bx, 1
        rcr     ax, 1
        dec     word ptr shifter
        jnz     shiftx
load_smallx:
        mov     word ptr smallx, ax
        mov     word ptr smallx[2], bx
        mov     word ptr smallx[4], cx
        mov     word ptr smallx[6], dx        ;x=X>>i

        sub     ax, ax
        mov     al, i
        mov     word ptr shifter, ax

        mov     si, word ptr y
        mov     ax, word ptr [si]
        mov     bx, word ptr [si][2]
        mov     cx, word ptr [si][4]
        mov     dx, word ptr [si][6]

shifty:
        sar     dx, 1
        rcr     cx, 1
        rcr     bx, 1
        rcr     ax, 1
        dec     word ptr shifter
        jnz     shifty
load_smally:
        mov     word ptr smally, ax
        mov     word ptr smally[2], bx
        mov     word ptr smally[4], cx
        mov     word ptr smally[6], dx        ;y=Y>>i

get_atan:
```

TRANS.ASM AND TABLE.ASM

```
    sub     bx, bx
    mov     bl, i
    shl    bx, 1
    shl    bx, 1                ;got to point into a dword table
    lea    si, word ptr atanh_array
    mov     ax, word ptr [si][bx]
    mov     dx, word ptr [si][bx][2]

    mov     word ptr smallz, ax
    mov     word ptr smallz[2], dx    ;z=atanh[i]
    sub     ax, ax
    mov     word ptr smallz[4], ax
    mov     word ptr smallz[6], ax

test_Z:
    mov     si, word ptr z
    mov     ax, word ptr [si][6]
    or      ax, ax
    jns     positive

negative:
    mov     ax, word ptr smally
    mov     bx, word ptr smally[2]
    mov     cx, word ptr smally[4]
    mov     dx, word ptr smally[6]

    mov     di, word ptr x
    sub     word ptr [di], ax
    sbb    word ptr [di][2], bx
    sbb    word ptr [di][4], cx
    sbb    word ptr [di][6], dx    ;x -= y

    mov     ax, word ptr smallx
    mov     bx, word ptr smallx[2]
    mov     cx, word ptr smallx[4]
    mov     dx, word ptr smallx[6]

    mov     di, word ptr y
    sub     word ptr [di], ax
    sbb    word ptr [di][2], bx
    sbb    word ptr [di][4], cx
```

NUMERICAL METHODS

```
sbb      word ptr [di][6], dx          ;Y -= x

mov      ax, word ptr smallz
mov      bx, word ptr smallz[2]
mov      cx, word ptr smallz[4]
mov      dx, word ptr smallz[6]

mov      di, word ptr z
add      word ptr [di], ax
adc      word ptr [di][2], bx
adc      word ptr [di][4], cx
adc      word ptr [di][6], dx          ;x += y
jmp      twist_exit

positive:
mov      ax, word ptr smally
mov      bx, word ptr smally[2]
mov      cx, word ptr smally[4]
mov      dx, word ptr smally[6]
mov      di, word ptr x
add      word ptr [di], ax
adc      word ptr [di][2], bx
adc      word ptr [di][4], cx
adc      word ptr [di][6], dx          ;x += y

mov      ax, word ptr smallx
mov      bx, word ptr smallx [2]
mov      cx, word ptr smallx [4]
mov      dx, word ptr smallx [6]
mov      di, word ptr y
add      word ptr [di], ax
adc      word ptr [di][2], bx
adc      word ptr [di][4], cx
adc      word ptr [di][6], dx          ;Y += x

mov      ax, word ptr smallz
mov      bx, word ptr smallz[2]
mov      cx, word ptr smallz[4]
mov      dx, word ptr smallz[6]
mov      di, word ptr z
```

TRANS.ASM AND TABLE.ASM

```
        sub     word ptr [di], ax
        sbb    word ptr [di][2], bx
        sbb    word ptr [di][4], cx
        sbb    word ptr [di][6], dx             ;x -= y
twist_exit:
        retn

hyper endp

;
;*****
;ihyper- implementation of the inverse hyperbolic routine, a subset of the
;CORDIC devices.
;

ihyper proc uses bx cx dx di si, x:word, y:word, z:word

        local   smallx:qword, smally:qword, smallz:qword, i:byte,
                shifter:word

        lea    di, word ptr smallx
        mov    si, word ptr x
        mov    cx, 4
rep     movsw

        lea    di, word ptr smally
        mov    si, word ptr y
        mov    cx, 4
rep     movsw

        lea    di, word ptr smallz
        mov    si, word ptr z
        mov    cx, 4
rep     movsw

        sub    al, al
        inc    al
```

NUMERICAL METHODS

```
        mov         byte ptr i, al ;i=0

twister:
        call        near ptr twist

for_next:
        cmp         byte ptr i, 4
        jne         chk_13
        call        near ptr twist
chk_13:
        cmp         byte ptr i, 13
        jne         chk_max           ;add in repeating term
        call        near ptr twist
chk_max:
        inc         byte ptr i
        cmp         byte ptr i, 32
        ja         ihyper_exit
        jmp         twister

ihyper_exit:
        ret

;
twist:
        sub         ax, ax
        mov         al, i
        mov         word ptr shifter, ax

        mov         si, word ptr x
        mov         ax, word ptr [si]
        mov         bx, word ptr [si][2]
        mov         cx, word ptr [si][4]
        mov         dx, word ptr [si][6]

shiftx:
        sar         dx, 1
        rcr         cx, 1
        rcr         bx, 1
        rcr         ax, 1
        dec         word ptr shifter
        jnz         shiftx
```

TRANS.ASM AND TABLE.ASM

```
load_smallx:
    mov     word ptr smallx, ax
    mov     word ptr smallx[2], bx
    mov     word ptr smallx[4], cx
    mov     word ptr smallx[6], dx        ;x=X>>i

    sub     ax, ax
    mov     al, i
    mov     word ptr shifter, ax

    mov     si, word ptr y
    mov     ax, word ptr [si]
    mov     bx, word ptr [si][2]
    mov     cx, word ptr [si][4]
    mov     dx, word ptr [si][6]

shifty:
    sar     dx, 1
    rcr     cx, 1
    rcr     bx, 1
    rcr     ax, 1
    dec     word ptr shifter
    jnz     shifty

load_smally:
    mov     word ptr smally, ax
    mov     word ptr smally[2], bx
    mov     word ptr smally[4], cx
    mov     word ptr smally[6], dx        ;y=Y>>i

get_atan:
    sub     bx, bx
    mov     bl, i
    shl     bx, 1
    shl     bx, 1                        ;got to point into a dword table
    lea     si, word ptr atanh_array
    mov     ax, word ptr [si][bx]
    mov     dx, word ptr [si][bx][2]

    mov     word ptr smallz, ax
    mov     word ptr smallz[2], dx        ;z=atanh[i]
```

NUMERICAL METHODS

```
    sub        ax, ax
    mov        word ptr smallz[4], ax
    mov        word ptr smallz[6], ax

test_Y:
    mov        si, word ptr y
    mov        ax, word ptr [si][6]
    or         ax, ax
    js         positive

negative:
    mov        ax, word ptr smally
    mov        bx, word ptr smally[2]
    mov        cx, word ptr smally[4]
    mov        dx, word ptr smally[6]

    mov        di, word ptr x
    sub        word ptr [di], ax
    sbb        word ptr [di][2], bx
    sbb        word ptr [di][4], cx
    sbb        word ptr [di][6], dx        ;x -= y

    mov        ax, word ptr smallx
    mov        bx, word ptr smallx[2]
    mov        cx, word ptr smallx[4]
    mov        dx, word ptr smallx[6]

    mov        di, word ptr y
    sub        word ptr [di], ax
    sbb        word ptr [di][2], bx
    sbb        word ptr [di][4], cx
    sbb        word ptr [di][6], dx        ;Y -= x

    mov        ax, word ptr smallz
    mov        bx, word ptr smallz[2]
    mov        cx, word ptr smallz[4]
    mov        dx, word ptr smallz[6]

    mov        di, word ptr z
    add        word ptr [di], ax
```

TRANS.ASM AND TABLE.ASM

```
    adc     word ptr [di][2], bx
    adc     word ptr [di][4], cx
    adc     word ptr [di][6], dx      ;z += z
    jmp     twist-exit

positive:
    mov     ax, word ptr smally
    mov     bx, word ptr smally[2]
    mov     cx, word ptr smally[4]
    mov     dx, word ptr smally[6]
    mov     di, word ptr x
    add     word ptr [di], ax
    adc     word ptr [di][2], bx
    adc     word ptr [di][4], cx
    adc     word ptr [di][6], dx      ;x += y

    mov     ax, word ptr smallx
    mov     bx, word ptr smallx[2]
    mov     cx, word ptr smallx[4]
    mov     dx, word ptr smallx[6]
    mov     di, word ptr y
    add     word ptr [di], ax
    adc     word ptr [di][2], bx
    adc     word ptr [di][4], cx
    adc     word ptr [di][6], dx      ;Y += x

    mov     ax, word ptr smallz
    mov     bx, word ptr smallz[2]
    mov     cx, word ptr smallz[4]
    mov     dx, word ptr smallz[6]
    mov     di, word ptr z
    sub     word ptr [di], ax
    sbb     word ptr [di][2], bx
    sbb     word ptr [di][4], cx
    sbb     word ptr [di][6], dx      ;z -= z

twist_exit:
    retn
ihyper endp
```


NUMERICAL METHODS

```
; *****
;rinit - initializes random number generator based upon input seed
;
;
;
        .data
a      dword    69069
IMAX   equ     32767
rantop word    IMAX
ranl   dword   256 dup (0)
xsubi  dword    lh                                ;global iterative seed for
                                                ;random number generator, change
                                                ;this value to change default

init   byte    0h                                ;global variable signalling
                                                ;whether the generator has be
                                                ;initialized or not

        .code

rinit  proc uses bx cx dx si di, seed:dword

        lea    di, word ptr ranl

        mov    ax, word ptr seed[2]
        mov    word ptr xsubi[2], ax            ;put in seed variable
        mov    ax, word ptr seed              ;get seed
        mov    word ptr xsubi, ax

        mov    cx, 256

fill-array:
        invoke congruent
        mov    word ptr [di], ax
        mov    word ptr [di][2], dx
        add    di, 4
        loop  fill-array

rinit_exit:
```

TRANS.ASM AND TABLE.ASM

```
        sub     ax, ax
        not     ax
        mov     byte ptr init, al
        ret

rinit  endp

;
; *****
; congruent -performs simple congruential algorithm

;
;
congruent proc uses bx cx
        mov     ax, word ptr xsubi           ;a*seed (mod2^32)
        mul     word ptr a
        mov     bx, ax                       ;lower word of result
        mov     cx, dx                       ;upper word
        mov     ax, word ptr xsubi[2]
        mul     word ptr a
        add     ax, cx
        adc     dx, 0

        add     ax, word ptr xsubi           ;a multiplication by one is just
                                                ;an add, right?

        adc     dx, word ptr xsubi[2]
        mov     dx, bx
        mov     word ptr xsubi, bx
        mov     word ptr xsubi[2], ax
        ret
congruent endp

; *****
; irandom- generates random floats using the linear congruential method

irandom          proc uses bx cx dx si di
```

NUMERICAL METHODS

```
        lea        si, word ptr ranl
        mov        al, byte ptr init        ;check for initialization
        or         al, al
        jne        already-initialized
        invoke     rinit, xsubi            ;default to 1
already_initialized:
        invoke     congruent              ;get a random number
        and        ax, 0ffh              ;every fourth byte, right?
        shl        ax, 1
        shl        ax, 1                  ;multiply by four
        add        si, ax                ;point to number in array
        mov        di, si                ;so we can put one there too
        invoke     congruent
        mov        bx, word ptr [si]
        mov        cx, word ptr [si][2]  ;get number from array
        mov        word ptr [di], ax
        mov        word ptr [di][2], dx  ;replace it with another
        mov        word ptr xsubi, bx
        mov        word ptr xsubi[2], cx ;seed for next random

        mov        ax, bx
        mul        word ptr rantop       ;scale output by rantop, the
                                           ;maximum size of the random
        mov        ax, dx                ;number if rantop were made
                                           ;0ffffH, the value could be used
                                           ;directly as a fraction
        ret
irandom        endp

;
        end
```

TRANS.ASM AND TABLE.ASM

TABLE.ASM

```
.dosseg
.model small, c, os_dos

include math.inc

;
;
; .data
;-----
;sines(degrees)
sine_tbl word    0ffffh, 0fff6h, 0ffd8h, 0ffa6h, 0ff60h, 0ff06h,
                0fe98h, 0fe17h, 0fd82h, 0fcdgh, 0fc1ch, 0fb4bh,
                0fa67h, 0f970h, 0f865h, 0f746h, 0f615h, 0f4d0h,
                0f378h, 0f20dh, 0f08fh, 0eefh, 0ed5bh, 0eba6h,
                0egdeh, 0e803h, 0e617h, 0e419h, 0e208h, 0dfe7h,
                0ddb3h, 0db6fh, 0d919h, 0d6b3h, 0d43bh, 0d1b3h,
                0cf1bh, 0cc73h, 0c9bbh, 0c6f3h, 0c41bh, 0c134h,
                0be3eh, 0bb39h, 0b826h, 0b504h, 0b1d5h, 0ae73h

                word    0ab4ch, 0a7f3h, 0a48dh, 0a11bh, 09d9bh, 09a10h,
                09679h, 092d5h, 08f27h, 08b6dh, 087a8h, 083d9h,
                08000h, 07c1ch, 0782fh, 07438h, 07039h, 06c30h,
                0681fh, 06406h, 05fe6h, 05bbeh, 0578eh, 05358h,
                04f1bh, 04ad8h, 04690h, 04241h, 03deeh, 03996h,
                03539h, 030d8h, 02c74h, 0280ch, 023a0h, 01f32h,
                01acah, 0164fh, 011dbh, 00d65h, 008efh, 00477h,
                0h

;-----
;log(x/128)
log10_tbl word  00000h, 000ddh, 001b9h, 00293h,
                0036bh, 00442h, 00517h, 005ebh, 006bdh, 0078eh,
                0085dh, 0092ah, 009f6h, 00ac1h, 00b8ah, 00c51h,
                00d18h, 00dddh, 00ea0h, 00f63h, 01024h, 010e3h,
                011a2h, 0125fh, 0131bh, 013d5h, 0148fh, 01547h,
                015feh, 016b4h, 01769h, 0181ch, 018cfh, 01980h

                word    01a30h, 01adfh, 01b8dh, 01c3ah, 01ce6h, 01dg1h,
```

NUMERICAL METHODS

```
01e3bh, 01ee4h, 01f8ch, 02033h, 020d9h, 0217eh,
02222h, 022c5h, 02367h, 02409h, 024a9h, 02548h,
025e7h, 02685h, 02721h, 027bdh, 02858h, 028f3h

word    0298ch, 02a25h, 02abdh, 02b54h, 02beah, 02c7fh,
02d14h, 02da8h, 02e3bh, 02ecdh, 02f5fh, 02ff0h,
03080h, 0310fh, 0319eh, 0322ch, 032b9h, 03345h,
033d1h, 0345ch, 034e7h, 03571h, 035fah, 03682h,
0370ah, 03792h, 03818h, 0389eh, 03923h, 039a8h

word    03a2ch, 03ab0h, 03b32h, 03bb5h, 03c36h, 03cb7h,
03d38h, 03db8h, 03e37h, 03eb6h, 03f34h, 03fb2h,
0402fh, 040ach, 04128h, 041a3h, 0421eh, 04298h,
04312h, 0438ch, 04405h, 0447dh, 044f5h, 0456ch,
045e3h, 04659h, 046cfh, 04744h, 047b9h, 0482eh

word    048a2h, 04915h, 04988h, 049fbh, 04a6dh, 04adeh,
04b50h, 04bc0h, 04c31h, 04ca0h, 04d10h

;log(2**x)
log10_power dword 000000h, 004d10h, 009a20h, 00e730h, 013441h, 018151h,
01ce61h, 021b72h, 026882h, 02b592h, 0302a3h, 034fb3h,
039cc3h, 03e9d3h, 0436e4h, 0483f4h, 04d104h, 051e15h,
056b25h, 05b835h, 060546h, 065256h, 069f66h, 06ec76h,
073987h, 078697h, 07d3a7h, 0820b8h, 086dc8h, 08bad8h,
0907e9h, 0954f9h

;-----
;sqrt(x+128)*2**24
;these are terribly rough, perhaps combined with Euclid's method
;they would produce high quality numbers

sqr_tbl    word0b504h, 0b5b9h, 0b66dh, 0b720h, 0b7d3h, 0b885h,
0b936h, 0b9e7h, 0ba97h, 0bb46h, 0bbf5h, 0bca3h,
0bd50h, 0bdfd, 0beagh, 0bf55h, 0c000h, 0c0aah,
0c154h, 0c1fdh, 0c2a5h, 0c34eh, 0c3f5h, 0c49ch,
0c542h, 0c5e8h, 0c68eh, 0c732h, 0c7d7h, 0c87ah

word    0c91dh, 0c9c0h, 0ca62h, 0cb04h, 0cba5h, 0cc46h,
0cce6h, 0cd86h, 0ce25h, 0cec3h, 0cf62h, 0d000h,
```

TRANS.ASM AND TABLE.ASM

```
0d09dh, 0d13ah, 0d1d6h, 0d272h, 0d30dh, 0d3a8h,
0d443h, 0d4ddh, 0d577h, 0d610h, 0d6a9h, 0d742h,
0d7dah, 0d871h, 0d908h, 0d99fh, 0da35h, 0dacbh

word    0dbG1h, 0dbf6h, 0dc8bh, 0ddl1fh, 0ddb3h, 0de47h,
0dedah, 0df6dh, 0e000h, 0e092h, 0e123h, 0e1b5h,
0e246h, 0e2d6h, 0e367h, 0e3f7h, 0e486h, 0e515h,
0e5a4h, 0e633h, 0e6c1h, 0e74fh, 0e7dch, 0e869h,
0e8f6h, 0e983h, 0ea0fh, 0eagbh, 0eb26h, 0ebb1h

word    0ec3ch, 0ecc7h, 0ed51h, 0eddbh, 0ee65h, 0eeeh,
0ef77h, 0f000h, 0f088h, 0f110h, 0f198h, 0f21fh,
0f2a6h, 0f32dh, 0f3b4h, 0f43ah, 0f4c0h, 0f546h,
0f5cbh, 0f651h, 0f6d6h, 0f75ah, 0f7deh, 0f863h,
0f8e6h, 0f96ah, 0fgedh, 0fa70h, 0faf3h, 0fb75h

word    0fbf7h, 0fc79h, 0fcfbh, 0fd7ch, 0fdfdh, 0fe7eh,
0fefh, 0ff7fh, 00000h

;sqrt(2**x)
sqr_power word    00ffffh, 00b504h, 008000h, 005a82h, 004000h, 002d41h,
002000h, 0016a0h, 001000h, 000b50h, 000800h, 0005a8h,
000400h, 0002d4h, 000200h, 00016ah, 000100h, 0000b5h,
000080h, 00005ah, 000040h, 00002dh, 000020h, 000016h,
000010h, 00000bh, 000008h, 000006h, 000004h, 000002h,
000002h, 000001h, 000001h

-----

atanh_array    dword    0h, 8c9f53d5h, 4162bbeah, 202b1239h, 1005588ah,
800aac4h, 4001556h, 20002aah, 1000055h,
80000ah, 400001h, 200000h, 100000h, 80000h, 40000h,
20000h, 10000h, 8000h, 3fffh, 1fffh,
0fffh, 7ffh, 3ffh, 1ffh, 0ffh, 7fh, 3fh, 1fh, 0fh, 7h,
3h, 1h, 0h
```

NUMERICAL METHODS

atan_array	dword	0c90fdaa2h, 76b19c16h, 3eb6ebf2h, 1fd5ba9bh, 0ffaaddch, 7ff556fh, 3ffeaabh, 1fffd55h, 0ffffabh, 7ffff5h, 3fffffh, 200000h, 100000h, 80000h, 40000h, 20000h, 10000h, 8000h, 4000h, 2000h, 1000h, 800h, 400h, 200h, 100h, 80h, 40h, 20h, 10h, 8h, 4h, 2h, 1h
power2	qword	100000000h, 95c01a3ah, 5269e12fh, 2b803473h, 1663f6fah, 0b5d69bah, 5b9e5a1h, 2dfca16h, 1709c46h, 5c60aah, 2e2d71h, 171600h, 0b8ad1h, 5c55dh, 2e2abh, 17155h, 0b8aah, 5c55h, 2e2ah, 1715h, 0b8ah, 5c5h, 2e2h, 171h, 0b8h, 5ch, 2eh, 17h, 0bh, 5h, 2h, 1h
log2	qword	100000000h, 6a3fe5c6h, 31513015h, 17d60496h, 0bb9ca64h, 5d0fba1h, 2e58f74h, 1720d9ch, 0b8d875h, 5c60aah, 2e2d71h, 171600h, 0b8ad1h, 5c55dh, 2e2abh, 17155h, 0b8aah, 5c55h, 2e2ah, 1715h, 0b8ah, 5c5h, 2e2h, 171h, 0b8h, 5ch, 2eh, 17h, 0bh, 5h, 2h, 1h
power10	qword	4d104d42h, 2d145116h, 18cf1838h, 0d1854ebh, 6bd7e4bh, 36bd211h, 1b9476ah, 0dd7ea4h, 6ef67ah, 378915h, 1bc802h, 0de4dfh, 6f2a7h, 37961h, 1bcb4h, 0de5bh, 6f2eh, 3797h, 1bcbh, 0de6h, 6f3h, 379h, 1bdh, 0deh, 6fh, 38h, 1ch, 0eh, 7h, 3h, 2h, 1h
alg	qword	3f3180000000h, 0b95e8082e308h, 3ede5bd8a937h, 0beee08307e16h, 3c5ed689e495h, 0c0b286223e39h, 3f8000000000h
xp	qword	3f3000000000h, 3bb90bfbe8efh, 3e8000000000h, 3b885307cc09h, 3f0000000000h, 3d4cbf5b2122h
sincos	qword	404900000000h, 3a7daa20968bh, 0be2aaaa8fdbeh, 3c088739cb85h, 0b94fb2227f1ah, 362e9c5a91d8h
tancot	qword	3fc900000000h, 39fdaa22168ch, 3f8000000000h,

TRANS.ASM AND TABLE.ASM

```
                                0bdc433b8376bh, 3f8000000000h, 0bedbb7af3f84h,
                                3c1f33753551h

polytan      qword  100000000h, 0, 0aaaaaabh, 0, 33333333h, 0, 0db6db6dbh,
                                0, 1c71c71ch, 0, 0e8ba2e8ch, 0, 13b13b14h, 0,
                                0eeeeeeefh, 0, 0f0f0f0fh, 0, 0f286bca2h, 0, 0c30c30ch,
                                0, 0f4de9bd3h, 0, 0a3d70a4h, 0, 0f684bdalh, 0, 8d3dcb1h,
                                0, 0f7bdef7ch, 0

polysin     qword  100000000h, 0, 0fffffff5555555h, 0, 22222221, 0,
                                0fffffffff2ff30h, 0, 2e3ch, 0, 0fffffffffffff94h

dgt          qword  000000000000h, 3f8000000000h, 400000000000h,
                                404000000000h, 408000000000h, 40a000000000h,
                                40c000000000h, 40e000000000h, 410000000000h,
                                411000000000h

one          qword  3f8000000000h

ten          qword  412000000000h, 42c800000000h, 461c40000000h,
                                4cbebc200000h, 5a0e1bc9bf00h, 749dc5ada82bh

one-half     qword  3f0000000000h

;
                end
```


APPENDIX G

Math.C

```
#include<io.h>
#include<conio.h>
#include<stdio.h>
#include <fcntl.h>          /* O_constant definitions */
#include<sys\types.h>
#include <sys\stat.h>      /* S_constant definitions */
#include<malloc.h>
#include<errno.h>
#include<math.h>
#include<float.h>
#include<stdlib.h>
#include<time.h>
#include<string.h>

#define TRUE 1
#define FALSE 0

union{
    float realsmall;
    double realbig;
    int smallint;
    long bigint;
    char bytes[16];
    int words[8];
    long dwords[4];
}operand0;

union{
    float realsmall;
    double realbig;
    int smallint;
```

NUMERICAL METHODS

```
        long bigint;
        char bytes[16];
        int words[8];
        long dwords[4];
    }operand1;

union{
    float realsmall;
    double realbig;
    int smallint;
    long bigint;
    char bytes[16];
    int words[8];
    long dwords[4];
}operand2;

union{
    float realsmall;
    double realbig;
    int smallint;
    long bigint;
    char bytes[16];
    int words[8];
    long dwords[4];
}answer0;

union{
    float realsmall;
    double realbig;
    int smallint;
    long bigint;
    char bytes[16];
    int words[8];
    long dwords[4];
}answer1;

/*doubles are used to indicate to C to push a quadword parameter, please see*/
/*the unions above for more information on how to manipulate these parameters*/
extern void lgb(union answr, double *);
extern void pwrb(double, double *);
```

MATH.C

```
extern int irandom(void);
extern void rinit(int);
extern void divnewt(double, double, double*);
extern void divmul(double, double, double*);
extern void ftf(double, double*);
extern void ftfx(double, double*);
extern void taylorsin(double, double*);
extern void ihyper(double *, double *, double *);
extern void hyper(double *, double *, double *);
extern void icirc(double *, double *, double *);
extern void circular(double *, double *, double *);
extern void fp_sqr(float, float*);
extern void fp_tan(float, float*);
extern void fp_cos(float, float*);
extern void fp_sin(float, float*);

extern void fp_mul(float, float, float *);
extern void fp_div(float, float, float *);
extern void fp_add(float, float, float *);
extern void fp_sub(float, float, float *);
extern void fp_abs(float, float*);
extern void lg10(double *, double *);
extern void sqrtt(double *, double *);
extern void dcsin(double *, double *, unsigned char);
extern atof(char*string, float *asm_val);
extern ftofx(float, long*);
extern ftoasc(float, char*);
extern fr_xp(float, float *, char *);
extern ld_xp(float, float*, char);
extern fx_sqr(long, long*);
extern school_sqr(long, long*);

extern dnt_bn(char *, int *);
extern dfc_bn(char *, int *);
extern bn_dnt(unsigned long int, char *);
extern bfc_dc(unsigned long int, char *);
extern fp_intrnd(float, float*);
extern fp_ceil(float, float*);
extern fp_floor(float, float*);
```

NUMERICAL METHODS

```
int binary_integer;
char decimal_string0[20];
char decimal_string1[20];
char string0[25], string1[25];
long radicand;
long root;
char exponent;
float temp;
float value;
float mantissa;
float asm_val0, asm_val1;
float floor_test;
float ceil_test;
float intrnd_test;
float asm_mul;
float tst_asm_mul;
float asm_div;
float asm_add;
float asm_sub;
float mul_tst;
float asm_mul_tst;
float div_tst;
float add_tst;
float sub_tst;
float fpsin;
float fpsqr;
float fplog;
float fplog10;

/*this routine scales a random number to a maximum without using a modular
operation*/
int get_random(int max)
{
    unsigned long a, b;

    a = irandom();
    b = max*a;
    return(b/32768);
}
```

MATH.C

```
main()

float fp_numa;
float fp_numb;
float fp_numc;
float fp_numd;
long numa, numb, numc, numd;
double dwrđ;
double test;
float nt;
char *buf;
int ad_buf, ch, j;

double error;
unsigned long temporary;
unsigned count = 0x1000, cnt = 0, errcnt,
    passes, maxpass, cycle_cnt;

dwrđ=4294967296.0;          /*2^32*/
nt = 65536;                /*2^16*/

ad_buf = open( "tstdata", O_TEXT | O_WRONLY | O_CREAT |
    O_TRUNC, S_IREAD | S_IWRITE );

if( ad_buf == -1 ) {
    perror("\nopen failed");
    exit(-1);
}

/* allocate a file buffer.*/
If( (buf = (char*)malloc( (size_t)count )) ==NULL) {
    perror("\nnot enuf memory");
    exit(-1);

cycle_cnt = 0;

do{
    rinit((unsigned int)time(NULL) );
```

NUMERICAL METHODS

```
maxpass=1000;
error= 0.00001; /*a zero error can result in errors of +0.0 or -0.0
                reported*/
errcnt = 0;      /*smaller errors sometimes exceedthe
                precisionof a single real*/
passes = 0;
do{

getrandom(irandom());

while((numa=getrandom(irandom())) == 0);
if((irandom() * .001) >15) fp_numa = (float)numa * -1.0;
else fp_numa = (float)numa;
while((numb = getrandom(irandom())) == 0);
if((irandom() * .001) >15) fp_numb = (float)numb * -1.0;
else fp_numb = (float)numb;

while((numc = irandom()) == 0);
fp_sqr((float)numc, &fp_numc);
fp_numa *= fp_numc;
while((numd = irandom()) == 0);
fp_sqr((float)numd, &fp_numd);
fp_numb *= fp_numd;

sprintf(buf, "\ntwo random floats are fp_numa %f and
            fp_numb %f", fp_numa, fp_numb);
if(count = write( ad_buf, buf, strlen(buf) ) == - 1)
    perror("couldn't write");
test=(double)fp_numa;
gcvt((double)fp_numa, 8, string0); /*needed to test asm
                                conversions*/
gcvt((double)fp_numb, 8, string1);
sprintf(buf, "\nstring0 (fp_numa): %s, string1 (fp_numb): %s",
        string0, string1);
if(count = write( ad_buf, buf, strlen(buf) ) == - 1)
    perror("couldn't write");

atf(string0, &asm_val0); /*convert string to float*/
```

MATH.C

```
atf(string1, &asm_val1);
sprintf(buf, "\nasm_val0(string0):%fandasm_val1(string1): %f",
        fp_numa, fp_numb);
if(count = write( ad_buf, buf, strlen(buf) ) == - 1)
    perror("couldn't write");

mul_tst=fp_numa*fp_numb;
asm_mul_tst = asm_val0*asm_val1;
div_tst = fp_numa/fp_numb;
add_tst = fp_numa+fp_numb;
sub_tst = fp_numa-fp_numb;

fp_mul(asm_val0, asm_val1, &asm_mul);
fp_mul(fp3uma, fp_numb, &tst_asm_mul);
fp_div(asm_val0, asm_val1, &asm_div);
fp_add(asm_val0, asm_val1, &asm_add);
fp_sub(asm_val0, asm_val1, &asm_sub);

sprintf(buf, "\nfp_numa*fp_numb, msc = %f, asm = %f,
        difference = %f", mul_tst, asm_mul, mul_tst-asm_mul);
if(count = write( ad_buf, buf, strlen(buf) ) == - 1)
    perror("couldn't write");
sprintf(buf, "\nfp_numa/fp_numb, msc = %f, asm = %f,
        difference = %f", div_tst, asm_div, div_tst-asm_div);
if(count = write( ad_buf, buf, strlen(buf) ) == - 1)
    perror("couldn't write");
sprintf(buf, "\nfp_numa+fp_numb, msc = %f, asm = %f,
        difference = %f", add_tst, asm_add, add_tst-asm_add);
if(count = write( ad_buf, buf, strlen(buf) ) == - 1)
    perror("couldn't write");
sprintf(buf, "\nfp_numa-fp_numb, msc = %f, asm = %f,
        difference = %f", sub_tst, asm_sub, sub_tst-asm_sub);
if(count = write( ad_buf, buf, strlen(buf) ) == - 1)
    perror("couldn't write");

temp = (float)getrandom(100);
fp_sqr(temp, &fpsqr);
sprintf(buf, "\nsqrt(%f), msc = %f, asm = %f", temp,
        (float)sqrt((double)temp), fpsqr) ;
```


NUMERICAL METHODS

```
if(count=write( ad_buf, buf, strlen(buf)) == - 1)
    perror("couldn't write");

fp_sin(temp, &fpsin);
sprintf(buf, "\nfp_sin(%f), msc = %f, asm = %f", temp,
        (float)sin((double)temp), fpsin);
if(count = write( ad_buf, buf, strlen(buf) 1 == - 1)
    perror("couldn't write");

/*error reporting*/

sprintf(buf, "\niteration: %x", cnt++);
if(count = write( ad_buf, buf, strlen(buf) 1 == - 1)
    perror("couldn't write");

sprintf(buf, "\nfp-numais %f and fp_numb is %f", fp_numa, fp_numb);
if(count = write( ad_buf, buf, strlen(buf) 1 == - 1)
    perror("couldn't write");

sprintf(buf, "\nstring0 is %s and string1 is %s", string0, string1);
if(count = write( ad_buf, buf, strlen(buf)) == - 1)
    perror("couldn't write");

if((fabs((double)mul_tst-(double)asm_mul)) >error) {
    errcnt++;
    sprintf(buf, "\nmsc multiplication says %f, I say %f, error= %f",
            mul_tst, asm_mul, mul_tst-asm_mull);
    if(count = write( ad_buf, buf, strlen(buf)) == - 1)
        perror("couldn't write");

if((fabs((double)div_tst-(double)asm_div)) >error) {
    errcnt++;
    sprintf(buf, "\nmsc division says %f, I say %f, error= %f",
            div_tst, asm_div, div_tst-asm_div);
    if(count = write( ad_buf, buf, strlen(buf)) == - 1)
        perror("couldn't write");
```

MATH.C

```
if((fabs((double)sub_tst-(double)asm_sub) >error) {
    errcnt++;
    sprintf(buf, "\nmsc subtraction says %f, I say %f, error= %f",
        sub_tst, asm_sub, sub_tst-asm_sub);
    if(count = write( ad_buf, buf, strlen(buf) ) == - 1)
        perror("couldn't write");

if((fabs((double)add_tst-(double)asm_add) >error) {
    errcnt++;
    sprintf(buf, "\nmsc addition says %f, I say %f, error= %f",
        add_tst, asm_add, add_tst-asm_add);
    if(count = write( ad_buf, buf, strlen(buf) ) == - 1)
        perror("couldn't write");

printf(".");
sprintf(buf, "\n");
if(count = write( ad_buf, buf, strlen(buf) ) == - 1)
    perror("couldn't write");

passes++;

    }while(!kbhit() && ! (passes == maxpass));
    cycle_cnt++;
}while(!errcnt && !kbhit());

printf("\nerrors: %d cycles: %d pass: %d", errcnt, cycle_cnt,
    passes);
close( ad_buf );
free( buf );
```


Glossary

abscissa

On the Cartesian Axes, it is the distance from a point to the y axis.

accumulator

A general purpose register on many microprocessors. It may be the target or destination operand for an instruction, and will often have specific instructions that affect it only.

accuracy

The degree of correctness of a quantity or expression.

add-with-carry

To add a value to a destination variable *with* the current state of the carry flag.

addend

A number or quantity added to another.

addition

The process of incrementing by a value, or joining one set with another.

additional numbering systems

Numbering systems in which the symbols combine to form the next higher group. An example of this is the Roman system. See Chapter 1.

algorithm

A set of guidelines or rules for solving a problem in a finite number of steps.

align

To arrange in memory or a register to produce a proper relationship.

arithmetic

Operations involving addition, subtraction, multiplication, division, powers and roots.

ASCII

The American Standard Code for Information Interchange. A seven bit code used for the interpretation of a byte of data as a character.

associative law

An arithmetic law which states that the order of combination or operation of the operands has no influence on the result. The associative law of multiplication is $(a*b)*c=a*(b*c)$.

atan

Arctangent. This is the *angle* for which we have the tangent.

atanh

The Inverse Hyperbolic Tangent. This

NUMERICAL METHODS

is the *angle* for which we have the hyperbolic tangent.

augend

A number or quantity to which another is added.

base

A grouping of counting units that is raised to various powers to produce the principal counting units of a numbering system.

binary

A system of numeration using base 2. bit—Binary digIT.

Boolean

A form of algebra proposed by George Boole in 1847. This is a combinatorial system allowing the processing of operands with operators such as AND, OR, NOT, IF, THEN, and EXCEPT.

byte

A grouping of bits the computer or CPU operates upon as a unit. Generally, a byte comprises 8 bits.

cardinal

A counting number, or natural number indicating quantity but not order.

carry flag

A bit in the status register of many microprocessors and micro controllers indicating whether the result of an operation was too large for the destination data type. An overflow from an un-

signed addition or a borrow from an unsigned subtraction might cause a carry.

ceil

The least integer greater than or equal to a value.

coefficient

A numerical factor, such as 5 in $5x$.

complement- An inversion or a kind of negation. A one's complement results in each zero of an operand becoming a one and each one becoming a zero. To perform a two's complement, first one's complement the operand, then increment by one.

commutative law

An arithmetic law which states that the order of the operands has no influence on the result of the operation. The commutative law of addition is

$$a + b = b + a.$$

congruence

Two numbers or quantities are congruent, if, after division by the same value, their remainders are equal.

coordinates

A set of two or more numbers determining the position of a point in a space of a given dimension.

CORDIC

CoRdinate Rotation Digital Computer. The CORDIC functions are a group of algorithms that are capable of computing high quality approximations of the

transcendental functions and require very little in the way of arithmetic power from the processor.

cosine

In the triangle, the ratio x/r is a function of the angle θ known as the cosine.

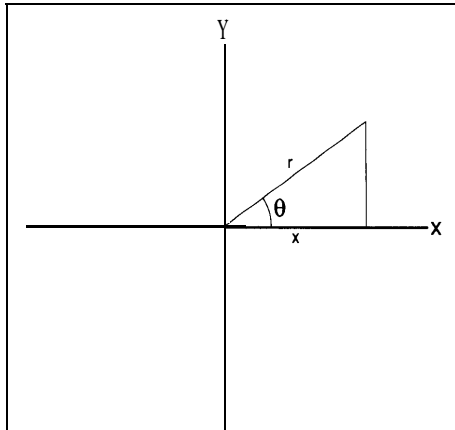


Figure 1. A Right Triangle.

decimal

having to do with base 10.

decimal-point

Radix point for base 10.

denominator

The divisor in a fraction.

denormal

A fraction with a minimum exponent and leading bit of the significand zero.

derivative

The instantaneous rate of change of a function with respect to a variable.

distributive law

An arithmetic law that describes a connection between operations. This distributive law is as follows: $a*(b+c)=a*b+a*c$. Note that the multiplication is distributed *over the addition*.

dividend

The number to be divided.

division

Iterative subtraction of one operand from another.

divisor

The number used to divide another, such as the dividend.

double-precision

For IEEE floating point numbers, it is twice the single precision format length or 64 bits.

doubleword (dword)

Twice the number of bits in a word. On the 8086, it is 32 bits.

exception

In IEEE floating point specification, an exception is a special case that may require attention. There are five exceptions and each has a trap that may be enabled or disabled. The exceptions are:

- Invalid operation, including addition or subtraction with ∞ as an operand, multiplication using ∞ as an operand, ∞/∞ or $0/0$, division

NUMERICAL METHODS

with invalid operands, a remainder operation where the divisor is zero or unnormalized or the dividend is infinite.

- Division by zero.
- Overflow. The rounded result produced a legal number but an exponent too large for the floating point format.
- Underflow. The result is too small for the floating point format. Inexact result without an invalid operation exception. The rounded result is not exact.

far

A function or pointer is defined as *far* if it employs more than a word to identify it. This usually means that it is not within the same 64K segment with the function or routine referencing it.

fixed-point

A form of arithmetic in which the radix point is always assumed to be in the same place.

floating-point

A method of numerical expression, in which the number is represented by a fraction, a scaling factor (exponent), and a sign.

floor

The greatest integer less than or equal to a value.

fraction

The symbolic (or otherwise) quotient of two quantities.

guard digits

Digits to the right of the significand or significant bits to provide added precision to the results of arithmetic computations.

hidden bit

The most significant bit of the floating point significand. It exists, but is not represented, just to the left of the radix point and is always a one (except in the case of the denormal).

integer (int)

A whole number. A word on a personal computer, 16 bits.

interpolate

To determine a value between two known values.

irrational number

A number that can not be represented *exactly* in a particular base.

K-space

K-spaces are multi-dimensional or k-dimensional where K is an integer.

linear congruential

A method of producing pseudo-random numbers using modular arithmetic.

linear interpolation

The process of approximating $f(x)$ by fitting a straight line to a function at the

desired point and using proportion to estimate the position of the unknown on that line. See Chapter 6.

logarithm (log)

In any base, x , where $x^n = b$, n is the logarithm of b to the base x . Another notation is $n = \log_x b$.

long

A double word. On a personal computer, 32 bits.

long real

The long real is defined by IEEE 754 as a double precision floating-point number.

LSB

Least Significant Bit.

LSW

Least Significant Word.

mantissa

The fractional part of a floating point number.

minimax

A mathematical technique that produces a polynomial approximation optimized for the least maximum error.

minuend

The number you are subtracting from.

modulus

The range of values of a particular system. This is the basis of modular arithmetic, such as used in telling time. For

example, 4 A.M. plus 16 hours is 8 P.M. $((4 + 16) \bmod 12 = 8)$.

MPU

Micro-Processor-Unit.

MSB

Most Significant Bit.

MSW

Most significant Word.

multiplicand

The number you are multiplying.

multiplication

Iterative addition of one operand with another.

multiplier

The number you are multiplying by.

multiprecision

Methods of performing arithmetic that use a greater number of bits than provided in the word size of the computer.

NAN

These can be either Signaling or Quiet according to the IEEE 754 specification. A NAN (Not A Number) is the result of an operation that has not mathematical interpretation, such as $0 \div 0$.

natural numbers

All positive integers beginning with zero.

near

A function or pointer is defined as *near* if it is within a 64K segment with the

NUMERICAL METHODS

function or routine referencing it. Thus, it requires only a single 16 bit word to identify it.

negative

A negative quantity, minus. Beginning at zero, the number line stretches in two directions. In one direction, there are the natural numbers, which are positive integers. In the other direction, there are the negative numbers. The opposite of a positive number.

nibble

Half a byte, typically four bits.

normalization

The process of producing a number whose left most significant digit is a one.

number ray

An illustration of the basic concepts associated with natural numbers. Any two natural numbers may have only one of the following relationships: $n_1 < n_2$, $n_1 = n_2$, $n_1 > n_2$ See Chapter 1.

numeration

System for counting or numbering.

numerator

- The dividend in a fraction.
- Octal
- Base 8.
- One's-complement
- A bit by bit inversion of a number.
All ones are made zeros and zeros are made ones.

operand

A number or value with which or upon which an operation is performed.

ordinal

A number that indicates position, such as first or second.

ordinate

On the Cartesian Axes, it is the distance from a point to the x axis.

overflow

When a number grows to great through rounding or another arithmetic process for its data type, it overflows.

packed decimal

Method for storage of decimal numbers in which each of the two nibbles in a hexadecimal byte are used to hold decimal digits.

polynomial

An algebraic function of summed terms, where each term consists of a constant multiplier (factor) and at least one variable raised to an integer power. It is of the form:

$$f(x) = a_n x^n + a_{n-1} x^{n-1} + \dots + a_1 x + a_0$$

positional numbering systems

A numbering system in which the value of a number is based upon its position, the value of any position is equal to the number multiplied by the base of the system taken to the power of the position. See Chapter 1.

GLOSSARY

positive

Plus. Those numbers to the right of zero on the number line. The opposite of a negative number.

power

Multiplying a value, x , by itself n number of times raises it the the power n . The notation is x^n .

precision

Number of digits used to represent a value.

product

The result of a multiplication.

quadword (qword)

Four words. On an 8086, this would be 64 bits.

quotient

The result of a division.

radicand

The quantity under the radical. Three is the radicand in the expression $\sqrt{3}$, which represents the square root of three.

radix

The base of a numbering system.

radix point

The division in a number between its integer portion and fractional portion. In the decimal system, it is the decimal point.

rational number

A number capable of being represented *exactly* in a particular base.

real number

A number possessing a fractional extension.

remainder

The difference between the dividend and the product of the divisor and the quotient.

resolution

The constituent parts of a system. This has to do with the precision the arithmetic uses to represent values, the greater the precision, the more resolution.

restoring division

A form of division in which the divisor is subtracted from the dividend until an underflow occurs. At this point, the divisor is added back into the dividend. The number of times the divisor could be subtracted without underflow is returned as the quotient and the last minuend is returned as the remainder.

root

The n th root of a number, x , (written: $a = \sqrt[n]{x}$ is that number when raised to the n th power is equal to the original number ($x = a^n$).

NUMERICAL METHODS

rounding

A specified method of reducing the number of digits in a number while adjusting the remaining digits accordingly.

scaling

A technique that brings a number within certain bounds by multiplication or division by a factor. In a floating point number, the significand is always between 1.0 and 2.0 and the exponent is the scaling factor.

seed

The initial input to the linear congruential pseudo-random number generator.

short real

The short real is defined by IEEE 754 as a single precision floating point number.

sign-extension

The sign of the number—one for negative, zero for positive—fills any unused bits from the MSB of the actual number to the MSB of the data type. For example, -9H, in two's complement notation is f7H expressed in eight bits and fff7H in sixteen. Note that the sign bit fills out the data type to the MSB.

significant digits

The principal digits in a number.

significand

In a floating point number, it is the leading bit (implicit or explicit) to the immediate left of the radix point and the fraction to the right.

sine

In Figure one, it is the ratio y/r .

single-precision

In accordance with the IEEE format, it is a floating point comprising 32 bits, with a 24 bit significand, eight bit exponent, and sign bit.

subtraction

The process opposite to addition. Deduction or taking away.

subtrahend

A number you subtract from another.

sum

The result of an addition.

tangent (tan)

In figure one, the ratio y/x denotes the tangent.

two's complement

A one's complement plus one.

under flow

This occurs when the result of an operation requires a borrow.

whole number

An integer.

word

The basic precision offered by a computer. On an 8086, it is 16 bits.

Index

Symbols

32-bit operands 49
3x256 + 14x16 + 7x1 11
4-bit quantities 46

A

accuracy 88, 124
add64 36
addition 21, 33, 136, 164
additional system 8
arbitrary numbers 281
ASCII 164, 179, 182, 187, 192, 200
ASCII Adjust 30
ASCII Adjust After Addition 164
ASCII Adjust After Multiply 164
ASCII Adjust After Subtraction 164
ASCII Adjust before Division 164
ASCII to Single-Precision Float 192
associative laws 126
atf 195, 193
auxiliary carry 25, 40
auxiliary carry flag 42, 164

B

base 10, 85, 88
bfc_dc 173
binary arithmetic 12
binary byte 51
binary division 63
binary multiplication 46
binary-to-decimal 187
bit pair encoding 56
bit-pair 57, 58
bn_dnt 166
Booth 54, 55
branching 26
Bresenham 100

C

C 200
carry 24
carry flag 34, 92
Cartesian coordinate system 239
cdiv 67
ceil 265
Chi-square 288
chop 90
circle 95
circle: 98
circular 239, 242
circular functions 239
close 289
cmul 49
cmul2 51
coefficients 9
congruence 16
congruent 284, 285
conversion 163
CORDIC 237
core routines 134
errors
 multiplication 135
 subtraction 135
 addition 135
 division 135
cosine 16, 89, 96, 125, 224, 241, 274

D

daa 164
dcsin 225
decimal 164
decimal addition and subtraction 40
decimal adjust 42
decimal and ASCII instructions 30
decimal arithmetic 164
decimal integers 85
denormal arithmetic 124
denormals 125
dfc_bn 176
diminished-radix complement 18
div32 74
div64 78, 80
divide 154
division 21, 63, 114, 165, 175, 43, 85, 147

NUMERICAL METHODS

division by inversion 105
division by multiplication 114
divisor 108
divmul 116, 117
divnewt 108, 109
dnt_bn 170
drawing circles 95

E

elementary functions 217
error 88, 89, 94, 178
error checking 63, 147
errors 64
exponent 129
extended precision 131
external routines 132

F

faster shift and add 50
finite divided difference approximation 218
fixed point 15, 17, 33, 86, 206
floating point 8, 15, 17, 86, 206
FLADD 136
FLADD Routine 140
FLADD: The Epilogue 144
FLADD: The Prologue 138
flceil 265
FLDIV 154
FLMUL 147
floating-point arithmetic 123
floating-point conversions 192
floating point divide 79
floor 262
flr 263
flsin 274
flsqr 270
four-bit multiply 47
fp_add 132
fraction 95
fractional arithmetic 15, 33, 87, 88
fractional conversions 165
fractional multiply 80
frxp 259
Fta 202
fta 200
ftf 207

ftfx 212
fx_sqr 254

G

General Purpose Interface Bus 163
guard bits 92
guard digits 89, 248

H

hardware division 69
hardware multiply 61
hex 179
hexasc: 180
hidden bit 124, 125
Homers rule 248, 259, 274
hyperbolic functions 239

I

IEEE754 17, 19, 87, 123, 127, 129, 131,
137, 159, 211
IEEE 854 125
input 163
Instructions 26
addition 26
add 26
add-with-carry 27
division 28
divide 28
modulus 28
signed divide 28
signed modulus 28
multiplication 27
multiply 27
signed multiply 27
negation and signs 28
one's complement 28
sign extension 29
two's complement 28
shifts, rotates and normalization 29
arithmetic shift. 29
normalization 29
rotate 29
rotate-through-carry 29
subtraction 27
compare 27
subtract 27

INDEX

- subtract-with-carry 27
- integer conversions 165
- integers 33
- ints 206
- irand 284
- irandom 287
- irrational 12

J

- jamming 90

K

- k-space 288

L

- laccum 193
- Least Significant Bit 12, 26
- ldxp 261
- lg10 219
- line 101
- line-Drawing 100
- linear congruential method 16
- linear interpolation 77, 217, 224
- logarithm 21
- logarithms 219
- Long real 17
- long real 86
- longs 206
- look-up tables 217
- loop counter 48

M

- mantissa 129
- memory location 51
- Microprocessors 22
 - Buswidth 22
 - Data type 24
 - flags 24
 - auxiliary carry 25
 - carry 24
 - overflow 24
 - overflow trap 25
 - Parity 25
 - sign 24
 - sticky bit 25

- zero 24
- middle-square method 282
- minimax 274
- minimax polynomial 259
- modular 85
- modular arithmetic 16
- modularity 125
- Most Significant Bit (MSB) 18
- mul32 62, 63
- mul64a 151
- multiplication 21, 27, 43, 61, 147, 169, 172
- multiplication and division 42
- multiprecision arithmetic 35
- multiprecision division 71
- multiprecision subtraction 37
- multiword division 73

N

- natural numbers 7, 8
- negation and signs 28
- Newton-Raphson Iteration 105
- Newton's Method 253, 270
- normalization 72, 147, 200
- normalize 114, 128
- normalizing 192
- Not a Number 129
- number line 7, 9, 18
- number ray 7
- numeration 7

O

- One's complement 19, 20, 28
- original dividend 73
- original divisor 72
- output 163
- overflow 24, 39, 64, 65, 95
- overflow flag 39
- overflow trap 25

P

- packed binary 40
- Polyeval 251
- Polynomial 247
- polynomial 131, 175, 248
- polynomial interpretation 50

NUMERICAL METHODS

polynomials 9, 46
positional arithmetic 34
positional notation 50
positional number theory 47
positional numbering system 85
positional representation 8
potency 283
power 21
power series 247, 274
powers 9, 12, 13, 233, 239
proportion 108
Pseudo-Random Number Generator 281
PwrB 234

Q

quantities 33
quotient 67

R

radix complement 18, 19
radix conversions 165
radix point 12
 irrational 12
random numbers 281
range 86
real number 85
resolution 179
restoring division 188
rinit 284
root 21, 239
rotation matrix 239
round 160, 172
round to nearest 91, 159
rounding 25, 89, 90, 159

S

scaling 93
school_sqr 256
seed 282
shift-and-add algorithm 47
shifts, rotates and normalization 29
short real 17, 86
shuffling 283
sign 18, 24
sign digit 21
sign-magnitude 18, 21, 32

signed 20, 44
signed addition and subtraction 38
signed arithmetic 28, 38
signed magnitude 129
signed numbers 43
signed-operation 44
significant bits 87
sine 89, 241, 259
sines 16, 96, 125, 224, 273
single-precision 206
single-precision float to ASCII 200
skipping ones and zeros 53
software division 65
spectral 289
spectral.c 282, 288, 289
square root 131, 233, 253, 259, 269
sticky bit 25
sub64 37
subtraction 21, 34, 125, 136, 137, 164
Sutherland, Ivan 95
symbolic fraction 85

T

table-driven conversions 179
tables 179, 233
tan 239, 240
taylorsin 249
tb_bndc 188
tb_dcbn 182
The Radix Point 89
the sticky bit 92
time-critical code 53
truncation 90
two's complement 19, 27, 28

V

Von Neumann, John 282

W

whole numbers 86

Z

zero 24

Numerical Methods

Numerical Methods brings together in one source, the mathematical techniques professional assembly-language programmers need to write arithmetic routines for real-time embedded systems.

This book presents a broad approach to microprocessor arithmetic, covering everything from data on the positional number system to algorithms for developing elementary functions. Fixed point and floating point routines are developed and thoroughly discussed, teaching you how to customize the routines or write your own, even if you are using a compiler.

Many of the explanations in this book are complemented with interesting

techniques and useful 8086 and pseudo-code examples. These include algorithms for drawing circles and lines without resorting to trigonometry or floating point, making the algorithms very fast and efficient. In addition, there are examples highlighting various techniques for performing division on large operands such as linear interpolation, the Newton-Raphson iteration, and iterative multiplication.

The companion disk (in MS/PC-DOS format) contains the routines presented in the book plus a simple C shell that can be used to exercise them.

Don Morgan is a professional programmer and consultant with more than 20 years of programming experience. He is also a contributor to *Dr. Dobb's Journal* and resides in Simi Valley, CA.

Other topics include:

- Positional number theory, bases, and signed arithmetic.
- Algorithms for performing integer arithmetic.
- Fixed point and floating point mathematical techniques without a coprocessor.
- Taylor expansions, Homers Method, and pseudo-random numbers.
- Input, Output, and Conversion methods.
- Elementary functions including fixed-point algorithms, computing with tables, cordic algorithms, and polynomial evaluations.

Why this book is for you—See page 1



M&T Books
411 Borel Avenue
San Mateo, CA 94402

LEVEL	ADVANCED
TOPIC	PROGRAMMING/NUMERICS
SOFTWARE	ASSEMBLY LANGUAGE
HARDWARE	PC



ISBN 1-55851-232-2
>\$36.95